

Fallbrook Regional HEALTH DISTRICT

138 S. Brandon St. • Fallbrook CA 92028 • 760-731-9187

REUNIÓN REGULAR ORDINARIA DEL CONSEJO DE DIRECTORES Y AUDIENCIA PÚBLICA

MIÉRCOLES
9 DE MARZO DE 2022

A LAS 6:00 p. m.



**ORDEN DEL DIA
REUNIÓN ORDINARIA DE LA JUNTA DIRECTIVA/AUDIENCIA PÚBLICA**

Miércoles 9 de Marzo de 2022, 6:00 p.m.

Reunión virtual y presencial en la Oficina Administrativa,
Sala comunitaria del 1^{er} piso, 138 S. Brandon Rd., Fallbrook

De acuerdo con la Sección 54953 del Código de Gobierno de California, se utilizará la teleconferencia para esta reunión. Los miembros de la Junta, el personal y los miembros del público podrán participar por seminario web utilizando el siguiente enlace: <https://us02web.zoom.us/j/83035733374> ID de reunión: 830 3573 3374. Los participantes deberán descargar la aplicación Zoom en su dispositivo móvil. Los miembros del público también podrán participar por teléfono utilizando la siguiente marcación en información: Marque el número: (310) 372-7549, código de acceso 660448.

A. CONVOCAR REUNIÓN AL ORDEN / PASE DE LISTA / ESTABLECER UN QUÓRUM / JURAMENTO DE LEALTAD

B. APROBACIÓN DEL ORDEN DEL DÍA

C. COMENTARIOS DEL PÚBLICO

Oportunidad para que los ciudadanos hablen sobre temas de interés dentro de la jurisdicción de la materia del Distrito. Tenga en cuenta que, para los comentarios hechos sobre temas que no aparecen en la agenda actual, la Junta no puede tomar ninguna medida en cuanto al comentario en la reunión en curso (Código del Gobierno 54954.3 [a]), y la Junta solo puede recibir una breve respuesta al comentario del orador. Para que conste, indique su nombre. Las tarjetas de "Solicitud de palabra" deben completarse con anticipación y presentarse al Presidente de la Junta o al secretario de grabación. La Junta tiene una política que limita a cualquier orador a no más de cinco minutos.

D. ELEMENTOS DE CONSENTIMIENTO

D1.	Aprobación de los estados financieros de Diciembre de 2021	2
D2.	Actas de la reunión del Comité de Finanzas del 2 de Febrero de 2022	27
D3.	Actas de la Reunión Ordinaria de la Junta del 9 de Febrero de 2022	29
D4.	Actas del 14 de Febrero de 2022 Reunión Especial de la Junta / Audiencia Pública	33
D5.	Actas de la reunión del Comité de Instalaciones del 16 de Febrero de 2022	34
D6.	Actas de la reunión del Comité de Participación Pública y gubernamental del 23 de Febrero de 2022	36
D7.	Consideración de la Resolución 444 – Re-Ratificación del Estado de Emergencia y Reautorización de reuniones remotas de teleconferencia	38

E. AUDIENCIA PÚBLICA RELATIVA A LA REDISTRITACIÓN

E1.	Informe sobre la Audiencia Pública del 5 de Marzo de 2022 y presentación y actualización de los nuevos Mapas y Límites de Zona propuestos.....	41
E2.	Audiencia pública para recibir aportes del público sobre los nuevos mapas y límites de zona propuestos.	
E3.	Discusión de la Junta sobre los nuevos Mapas y Límites de Zona propuestos y Consideración de la Resolución No. 443 en cumplimiento de los Requisitos Decenales de Redistribución	49

E. INFORMES/POSIBLES MEDIDAS

E1.	Comité de Finanzas – Directores Jeffries y Mroz	53
E2.	Comité de Planificación Estratégica – Directores Jeffries y Salmon	
E3.	Gov't y Comité de Participación Pública – Directores Schwartz-Frates y Salmon	70
E4.	Comité de Instalaciones – Directores Mroz y Salmon	
E5.	Directora Ejecutiva – Rachel Mason	78
E6.	Asesor General – Jeffrey Scott	81

F. DISCUSIÓN/POSIBLES PUNTOS DE ACCIÓN

- F1. Consideración de propuestas de pavimentación para estacionamiento en 138 S. Brandon Rd. – Rachel Mason 86
Recomendación del Comité de Instalaciones: Que el patronato apruebe la propuesta de Eagle Paving.

G. COMENTARIOS Y PUNTOS DE LOS MIEMBROS DE LA JUNTA PARA REUNIONES POSTERIORES

- G1. Otros temas de debate director/personal
G1a. Punto(s) para futuros órdenes del día de la Junta
G1b. Anuncios de próximos eventos:
- **Pruebas PCR de COVID-19 : una colaboración del Distrito de Salud Regional de Fallbrook y el Centro de Salud Familiar de Fallbrook, Jueves 3 y Jueves 10 de Marzo** de 8:30 a.m. a 11:30 a.m., Centro comunitario de salud y bienestar, 1636 E. Mission Rd., Fallbrook.
 - **Reunión especial** (Taller de Desarrollo de CHWC) – Martes, **11 de Marzo**, 9:00am, Reunión Virtual
 - **Entrenamiento de RCP solo con las manos (2 horas) – Martes 15 de Marzo** 1:30pm-3:30pm. Centro Comunitario de Salud y Bienestar, 1636 E. Mission Rd., Fallbrook
 - **Reunión del Comité de Colaboración Comunitaria para la Salud y el Bienestar (CCH&W)** – Tercer Miércoles, **16 de Marzo**, 10:30am-miércoles, FRHD Wellness Center, 1636 E. Mission Rd., Fallbrook
 - **Reunión del Comité de Planificación** Estratégica – Tercer Miércoles **16 de marzo**, 2:00pm, Reunión Virtual
 - **Reunión del Comité de Instalaciones** – Tercer Miércoles **16 de marzo**, 5:00pm, Reunión Virtual
 - **Capacitación en primeros auxilios de salud mental para el personal y los miembros de la junta, Jueves y Viernes, 17 y 18 de Marzo**, 1:00 p.m. a 5:00 p.m., Centro de Salud y Bienestar Comunitario, 1636 E. Mission Rd., Fallbrook
 - **Reunión especial** (Interrater Reliability Training) – Martes, **22 de Marzo**, 5:00pm, Reunión Híbrida
 - **Reunión del Comité de Participación Pública y del Gobierno** – Cuarto Miércoles **23 de marzo**, 5:30 p.m., Reunión virtual
 - **Reunión del Comité de Finanzas** – Primer Miércoles **6 de abril**, 4:30pm, Reunión Virtual
 - **Mujer de Bienestar – Pospuesta.**
 - **Capacitación en primeros auxilios de salud mental para adultos para miembros de la comunidad, lunes y martes, 18 y 19 de abril** de 10:00 a.m. a 2:30 p.m., Centro de Salud y Bienestar Comunitario, 1636 E. Mission Rd., Fallbrook
 - **Blood Drive – un banco de sangre de San Diego, jueves 21 de abril** de 11:00 a.m. a 4:00 p.m., Centro Comunitario de Salud y Bienestar, 1636 E. Mission Rd., Fallbrook
 - **Reunión especial** (CHC / Grants Scoring & Awarding Determination) – Sábado, **23 de abril**, 10:00am, Reunión Híbrida
- G2. **Próxima reunión regular de la Junta** – Segundo Miércoles, **13 de Abril**, 6:00 pm, reunión virtual y en persona en la oficina administrativa, sala comunitaria del 1er piso, 138 S. Brandon Rd., Fallbrook

H. SESIÓN PRIVADA

- H1. CONFERENCIA CON NEGOCIADOR INMOBILIARIO
DE CONFORMIDAD CON LA SECCIÓN 54956.8 DEL CÓDIGO DE GOBIERNO:
Propiedad: Ubicada en 617 East Alvarado Street
92028, Fallbrook, California
Partes: Distrito y Dr. Graydon Skeoch
En negociación: Precio y términos

I. VOLVER A LA SESIÓN ABIERTA

Informe después de la sesión privada

J. APLAZAMIENTO

NOTA: Certifico que el Viernes 8 de Marzo de 2022 publiqué una copia de la agenda anterior cerca del lugar de reunión regular de la Junta Directiva del Distrito Regional de Salud de Fallbrook, dicho tiempo siendo al menos 72 horas antes de la reunión. La Ley de Estadounidenses con Discapacidades establece que ninguna persona calificada con una discapacidad será excluida de la participación o se le negarán los beneficios de los negocios del Distrito. Si necesita ayuda para participar en esta reunión, comuníquese con la oficina del Distrito 24 horas antes de la reunión al 760-731-9187.



Secretaria de la Junta/Secretaria

PUNTOS DE CONSENSO

Fallbrook Regional Health District
REPORT 1 - BALANCE SHEET COMPARISON
Comparison of December 2021 to 2021

	Dec 31, 21	Nov 30, 21	\$ Change
ASSETS			
Current Assets			
Checking/Savings			
102.3 · Cash in Bank - Pacific Western	802,920.95	259,681.97	543,238.98
102.6 · Cash in Bank - LAIF	1,945,546.27	1,945,546.27	0.00
102.9 · Cash in Bank - CalTRUST	5,773,389.23	5,782,725.55	-9,336.32
102.10 · Petty Cash	168.84	168.84	0.00
Total Checking/Savings	8,522,025.29	7,988,122.63	533,902.66
Other Current Assets			
104 · Prepaid Insurance	13,891.77	16,575.17	-2,683.40
107 · Tax Apportionment Receivable	349,223.80	661,731.34	-312,507.54
110 · Reimbursement Rec'ble - CIF	-118.45	-118.45	0.00
Total Other Current Assets	362,997.12	678,188.06	-315,190.94
Total Current Assets	8,885,022.41	8,666,310.69	218,711.72
Fixed Assets			
121 · Equipment	64,986.31	64,986.31	0.00
121.2 · Equipment Depreciation	-41,196.64	-40,532.32	-664.32
122.0 · Assets			
122.01 · S. Brandon Road	161,578.00	161,578.00	0.00
122.011 · S. Brandon Road Improvements	223,424.76	219,299.76	4,125.00
122.012 · S. Brandon Road Land	129,662.00	129,662.00	0.00
122.02 · E. Mission Road	1,441,539.86	1,441,539.86	0.00
122.021 · E. Mission Road Improvements	269,087.20	269,087.20	0.00
122.022 · E. Mission Road Land	360,629.00	360,629.00	0.00
122.04 · Accum Depr - All Buildings	-166,749.63	-162,616.04	-4,133.59
Total 122.0 · Assets	2,419,171.19	2,419,179.78	-8.59
Total Fixed Assets	2,442,960.86	2,443,633.77	-672.91
Other Assets			
130 · Note Receivable - East Alvarado	487,500.00	487,500.00	0.00
Total Other Assets	487,500.00	487,500.00	0.00
TOTAL ASSETS	<u>11,815,483.27</u>	<u>11,597,444.46</u>	<u>218,038.81</u>
LIABILITIES & EQUITY			
Liabilities			
Current Liabilities			
Accounts Payable			
140 · Accounts Payable	9,977.32	40,702.58	-30,725.26
Total Accounts Payable	9,977.32	40,702.58	-30,725.26
Other Current Liabilities			
203 - Accrued Payroll	14,203.56	33,794.32	-19,590.76
204 · Accrued Vacation & Sick Leave	29,647.51	29,016.56	630.95
211 · Payroll Taxes Payable	5,492.45	0.00	5,492.45
213 · Simple Plan Payable	0.00	50.00	-50.00
Total Other Current Liabilities	49,343.52	62,860.88	-13,517.36
Total Current Liabilities	59,320.84	103,563.46	-44,242.62
Total Liabilities	59,320.84	103,563.46	-44,242.62
Equity			
302.2 · Community Investment Funds	9,202,578.12	9,202,578.12	0.00
300 · Unrestricted Operations Fund	2,386,975.78	2,386,975.78	0.00
32000 · Retained Earnings	-110,517.37	-110,517.37	0.00
Net Income	277,125.90	14,844.47	262,281.43
Total Equity	11,756,162.43	11,493,881.00	262,281.43

Fallbrook Regional Health District
REPORT 1 - BALANCE SHEET COMPARISON

Comparison of December 2021 to 2021

	<u>Dec 31, 21</u>	<u>Nov 30, 21</u>	<u>\$ Change</u>
TOTAL LIABILITIES & EQUITY	<u>11,815,483.27</u>	<u>11,597,444.46</u>	<u>218,038.81</u>

Fallbrook Regional Health District
REPORT 2 - INCOME STATEMENT
For the Month Ended December 31, 2021 & Fiscal Year to Date

	Dec 21	Jul - Dec 21
Ordinary Income/Expense		
Income		
400 · District Income		
402 · Property Tax Revenue	349,223.80	1,193,572.63
403 · Interest / Dividends	1,991.26	12,647.36
Total 400 · District Income	351,215.06	1,206,219.99
460 · Lease Income		
460.03 · Lease Income	0.00	3,500.00
Total 460 · Lease Income	0.00	3,500.00
Total Income	351,215.06	1,209,719.99
Expense		
500 · Administrative Expenses		
500.01 · Communications	676.34	4,678.39
500.02 · IT Services	0.00	2,470.00
500.03 · Refreshments	102.09	2,563.54
500.04 · Office Expenses	2,123.27	5,180.08
500.05 · Utilities	831.33	7,278.56
500.06 · Independent Contract Services	-78.79	4,990.76
500.07 · Maintenance Services & Repairs	1,951.69	14,739.00
500.08 · Vehicle Expenses	0.00	296.89
500.10 · Salaries	27,165.06	200,642.63
500.12 · Payroll Taxes	2,231.36	15,524.38
500.14 · W/C Insurance	200.75	1,056.75
500.15 · Employee Health & Welfare	5,199.19	22,789.83
500.16 · Board Stipends	1,470.00	8,715.00
500.17 · Education & Conferences	0.00	3,793.33
500.18 · Dues & Subscriptions	854.65	23,230.12
500.19 · Insurance - General	1,833.36	11,050.16
500.20 · Independent Accounting Services	2,470.00	10,530.00
500.21 · Annual Independent Audit	0.00	12,684.27
500.22 · Medical Records Store & Service	2,651.10	12,968.07
500.23 · General Counsel	3,902.50	13,702.50
500.29 · Dist Promotions & Publications	0.00	1,674.54
500.30 · Simple IRA Expense	555.58	3,820.40
500.33 · Copier Lease	866.76	5,168.56
500.40 · Office Equipment	0.00	2,370.41
Total 500 · Administrative Expenses	55,006.24	391,918.17
570 · Comm. Health & Wellness Center		
570.01 · Communications	186.24	931.40
570.04 · Office Expenses	745.93	2,359.03
570.05 · Utilities	1,368.49	6,837.97
570.06 · Independent Contract Services	300.00	1,650.00
570.07 · Maintenance Services & Repairs	1,644.34	26,419.87
570.10 · Salaries	5,681.80	21,306.80
570.12 · Payroll Taxes	453.40	1,690.71
570.19 · Insurance - General	649.29	3,895.58
570.23 · General Counsel	0.00	857.50
570.29 · Dist Promotions & Publications	23.99	1,133.68
570.40 · Office Equipment	300.00	300.00
Total 570 · Comm. Health & Wellness Center	11,353.48	67,382.54
600 · Community Health Contracts		
600.01 · Be Well Therapy	0.00	4,110.86
600.02 · Boys & Girls Clubs of North Cty	0.00	33,051.18
600.03 · Champions for Health	0.00	16,000.00
600.04 · D'Vine Path	0.00	10,950.00
600.05 · Fallbrook Food Pantry	0.00	38,750.00
600.06 · Fallbrook Land Conservancy	0.00	14,856.26
600.07 · Fallbrook Senior Citizens Serv	0.00	66,592.88
600.10 · Foundation for Senior Care	0.00	122,480.44

Fallbrook Regional Health District
REPORT 2 - INCOME STATEMENT
For the Month Ended December 31, 2021 & Fiscal Year to Date

	Dec 21	Jul - Dec 21
600.11 · Hospice of the Valleys	0.00	5,609.40
600.12 · Michelle's Place Cancer Res Ctr	0.00	20,954.00
600.14 · Palomar Family Counseling Svc	0.00	29,905.12
600.15 · REINS	0.00	40,226.88
600.51 · NC Fire JPA (EMSO)	0.00	37,014.39
600.52 · NC Fire JPA (Public Comms)	8,479.67	8,479.67
Total 600 · Community Health Contracts	8,479.67	448,981.08
800 · District Direct Care Services		
800.01 · Health Services and Clinics	0.00	14.07
Total 800 · District Direct Care Services	0.00	14.07
Total Expense	74,839.39	908,295.86
Net Ordinary Income	276,375.67	301,424.13
Other Income/Expense		
Other Income		
406 · Unearned Gain/Loss - CalTRUST	-11,327.58	-39,634.84
810 · Interest Income - Alvarado Str.	2,031.25	12,187.50
Total Other Income	-9,296.33	-27,447.34
Other Expense		
825 · Depreciation		
500.27 · Depreciation - Brandon Rd.	4,303.73	26,367.20
570.27 · Depreciation - Mission Rd.	494.18	2,965.08
Total 825 · Depreciation	4,797.91	29,332.28
835 · FRHD Foundation		
580 · FRHD Foundation Support		
580.04 · Office Expenses	0.00	25.00
580.23 · General Counsel	0.00	402.50
Total 580 · FRHD Foundation Support	0.00	427.50
Total 835 · FRHD Foundation	0.00	427.50
900 · Community Investment Fund Reimb	0.00	-32,908.89
Total Other Expense	4,797.91	-3,149.11
Net Other Income	-14,094.24	-24,298.23
Net Income	262,281.43	277,125.90

Fallbrook Regional Health District
REPORT 3 - PROFIT & LOSS ACTUAL vs. YTD BUDGET
 July through December 2021

	Jul - Dec 21	Budget	\$ Over Budget	% of Budget
Ordinary Income/Expense				
Income				
400 · District Income				
402 · Property Tax Revenue	1,193,572.63	1,142,175.28	51,397.35	104.5%
403 · Interest / Dividends	12,647.36	35,727.89	(23,080.53)	35.4%
Total 400 · District Income	1,206,219.99	1,177,903.17	28,316.82	102.4%
460 · Lease Income				
460.03 · Lease Income	3,500.00	0.00	3,500.00	100.0%
570.00 · Wellness Center Income	0.00	7,000.00	(7,000.00)	0.0%
Total 460 · Lease Income	3,500.00	7,000.00	(3,500.00)	50.0%
Total Income	1,209,719.99	1,184,903.17	24,816.82	102.1%
Expense				
500 · Administrative Expenses				
500.01 · Communications	4,678.39	5,400.00	(721.61)	86.6%
500.02 · IT Services	2,470.00	2,052.00	418.00	120.4%
500.03 · Refreshments	2,563.54	150.00	2,413.54	1,709.0%
500.04 · Office Expenses	5,180.08	3,000.00	2,180.08	172.7%
500.05 · Utilities	7,278.56	7,612.55	(333.99)	95.6%
500.06 · Independent Contract Services	4,990.76	975.00	4,015.76	511.9%
500.07 · Maintenance Services & Repairs	14,739.00	8,116.00	6,623.00	181.6%
500.08 · Vehicle Expenses	296.89	950.00	(653.11)	31.3%
500.10 · Salaries	200,642.63	179,525.28	21,117.35	111.8%
500.12 · Payroll Taxes	15,524.38	16,157.28	(632.90)	96.1%
500.14 · W/C Insurance	1,056.75	1,875.00	(818.25)	56.4%
500.15 · Employee Health & Welfare	22,789.83	28,242.00	(5,452.17)	80.7%
500.16 · Board Stipends	8,715.00	12,720.00	(4,005.00)	68.5%
500.17 · Education & Conferences	3,793.33	4,500.00	(706.67)	84.3%
500.18 · Dues & Subscriptions	23,230.12	20,560.84	2,669.28	113.0%
500.19 · Insurance - General	11,050.16	12,927.60	(1,877.44)	85.5%
500.20 · Independent Accounting Services	10,530.00	6,000.00	4,530.00	175.5%
500.21 · Annual Independent Audit	12,684.27	9,000.00	3,684.27	140.9%
500.22 · Medical Records Store & Service	12,968.07	11,550.00	1,418.07	112.3%
500.23 · General Counsel	13,702.50	15,500.00	(1,797.50)	88.4%
500.29 · Dist Promotions & Publications	1,674.54	9,166.00	(7,491.46)	18.3%
500.30 · Simple IRA Expense	3,820.40	5,385.78	(1,565.38)	70.9%
500.33 · Copier Lease	5,168.56	4,602.60	565.96	112.3%
500.40 · Office Equipment	2,370.41	1,500.00	870.41	158.0%
Total 500 · Administrative Expenses	391,918.17	367,467.93	24,450.24	106.7%
570 · Comm. Health & Wellness Center				
570.01 · Communications	931.40	5,400.00	(4,468.60)	17.2%
570.02 · IT Services	0.00	228.00	(228.00)	0.0%
570.03 · Refreshments	0.00	150.00	(150.00)	0.0%
570.04 · Office Expenses	2,359.03	975.00	1,384.03	242.0%
570.05 · Utilities	6,837.97	6,535.50	302.47	104.6%
570.06 · Independent Contract Services	1,650.00	2,100.00	(450.00)	78.6%
570.07 · Maintenance Services & Repairs	26,419.87	9,020.00	17,399.87	292.9%
570.10 · Salaries	21,306.80	22,313.76	(1,006.96)	95.5%
570.12 · Payroll Taxes	1,690.71	1,785.12	(94.41)	94.7%
570.14 · W/C Insurance	0.00	334.72	(334.72)	0.0%
570.15 · Employee Health & Welfare	0.00	5,130.00	(5,130.00)	0.0%
570.18 · Dues & Subscriptions	0.00	250.00	(250.00)	0.0%
570.19 · Insurance - General	3,895.58	3,802.26	93.32	102.5%
570.23 · General Counsel	857.50	3,000.00	(2,142.50)	28.6%
570.29 · Dist Promotions & Publications	1,133.68	2,175.00	(1,041.32)	52.1%
570.30 · Simple IRA Expense	0.00	4,200.00	(4,200.00)	0.0%
570.33 · Copier Lease	0.00	398.70	(398.70)	0.0%
570.40 · Office Equipment	300.00	2,200.00	(1,900.00)	13.6%
Total 570 · Comm. Health & Wellness Center	67,382.54	69,998.06	(2,615.52)	96.3%
600 · Community Health Contracts				
600.01 · Be Well Therapy	4,110.86	4,110.86	0.00	100.0%
600.02 · Boys & Girls Clubs of North Cty	33,051.18	33,051.88	(0.70)	100.0%
600.03 · Champions for Health	16,000.00	16,000.00	0.00	100.0%
600.04 · D'Vine Path	10,950.00	10,950.00	0.00	100.0%
600.05 · Fallbrook Food Pantry	38,750.00	38,750.00	0.00	100.0%
600.06 · Fallbrook Land Conservancy	14,856.26	14,856.26	0.00	100.0%
600.07 · Fallbrook Senior Citizens Serv	66,592.88	66,592.88	0.00	100.0%
600.10 · Foundation for Senior Care	122,480.44	122,480.44	0.00	100.0%
600.11 · Hospice of the Valleys	5,609.40	5,609.40	0.00	100.0%
600.12 · Michelle's Place Cancer Res Ctr	20,954.00	20,954.00	0.00	100.0%
600.14 · Palomar Family Counseling Svc	29,905.12	29,905.12	0.00	100.0%
600.15 · REINS	40,226.88	40,226.88	0.00	100.0%
600.50 · NC Fire JPA (Ambulance)	0.00	42,499.98	(42,499.98)	0.0%
600.51 · NC Fire JPA (EMSO)	37,014.39	40,000.02	(2,985.63)	92.5%
600.52 · NC Fire JPA (Public Comms)	8,479.67	17,500.02	(9,020.35)	48.5%
Total 600 · Community Health Contracts	448,981.08	503,487.74	(54,506.66)	89.2%
800 · District Direct Care Services				
800.01 · Health Services and Clinics	14.07	2,675.00	(2,660.93)	0.5%
800.03 · Women of Wellness	0.00	300.00	(300.00)	0.0%

Fallbrook Regional Health District
REPORT 3 - PROFIT & LOSS ACTUAL vs. YTD BUDGET
 July through December 2021

	Jul - Dec 21	Budget	\$ Over Budget	% of Budget
Total 800 · District Direct Care Services	14.07	2,975.00	(2,960.93)	0.5%
Total Expense	908,295.86	943,928.73	(35,632.87)	96.2%
Net Ordinary Income	301,424.13	240,974.44	60,449.69	125.1%
Other Income/Expense				
Other Income				
406 · Unearned Gain/Loss - CalTRUST	(39,634.84)	0.00	(39,634.84)	100.0%
810 · Interest Income - Alvarado Str.	12,187.50	0.00	12,187.50	100.0%
Total Other Income	(27,447.34)	0.00	(27,447.34)	100.0%
Other Expense				
825 · Depreciation				
500.27 · Depreciation - Brandon Rd.	26,367.20	0.00	26,367.20	100.0%
570.27 · Depreciation - Mission Rd.	2,965.08	0.00	2,965.08	100.0%
Total 825 · Depreciation	29,332.28	0.00	29,332.28	100.0%
835 · FRHD Foundation				
580 · FRHD Foundation Support				
580.01 · Communications	0.00	200.00	(200.00)	0.0%
580.04 · Office Expenses	25.00	100.00	(75.00)	25.0%
580.10 · Salaries	0.00	10,000.00	(10,000.00)	0.0%
580.12 · Payroll Taxes	0.00	800.00	(800.00)	0.0%
580.14 · W/C Insurance	0.00	150.00	(150.00)	0.0%
580.17 · Education & Conferences	0.00	180.00	(180.00)	0.0%
580.20 · Independent Accounting Services	0.00	1,500.00	(1,500.00)	0.0%
580.23 · General Counsel	402.50	1,500.00	(1,097.50)	26.8%
580.33 · Copier Lease	0.00	165.80	(165.80)	0.0%
580.40 · Office Equipment	0.00	1,750.00	(1,750.00)	0.0%
Total 580 · FRHD Foundation Support	427.50	16,345.80	(15,918.30)	2.6%
Total 835 · FRHD Foundation	427.50	16,345.80	(15,918.30)	2.6%
900 · Community Investment Fund Reimb	(32,908.89)			
Total Other Expense	(3,149.11)	16,345.80	(19,494.91)	(19.3)%
Net Other Income	(24,298.23)	(16,345.80)	(7,952.43)	148.7%
Net Income	277,125.90	224,628.64	52,497.26	123.4%

**Fallbrook Regional Health District
REPORT 4 - APPROVED ANNUAL BUDGET**

July 2021 through June 2022

	Jul 21	Aug 21	Sep 21	Oct 21	Nov 21	Dec 21	Jan 22	Feb 22	Mar 22	Apr 22	May 22	Jun 22	TOTAL Jul '21 - Jun '22
Ordinary Income/Expense													
Income													
400 - District Income													
402 - Property Tax Revenue	29,045.24	31,645.26	44,865.50	117,226.56	620,763.95	298,628.77	76,775.06	65,908.86	65,908.86	261,024.69	37,414.74	30,881.02	1,680,088.51
403 - Interest / Dividends	6,338.06	6,173.56	5,584.36	10,084.15	3,927.89	3,619.87	6,181.38	2,810.05	2,779.18	3,964.92	3,964.92	3,964.93	59,393.27
Total 400 - District Income	35,383.30	37,818.82	50,449.86	127,310.71	624,691.84	302,248.64	82,956.44	68,718.91	68,688.04	264,989.61	41,379.66	34,845.95	1,739,481.78
460 - Lease Income													
460.03 - Lease Income	0.00	0.00	0.00	0.00	0.00	0.00	0.00	0.00	0.00	0.00	0.00	0.00	0.00
570.00 - Wellness Center Income	3,500.00	3,500.00	0.00	0.00	0.00	0.00	0.00	0.00	500.00	500.00	0.00	0.00	9,000.00
571.00 - Program Fees	0.00	0.00	0.00	0.00	0.00	0.00	0.00	0.00	0.00	0.00	0.00	0.00	0.00
460 - Lease Income - Other	0.00	0.00	0.00	0.00	0.00	0.00	0.00	0.00	0.00	0.00	0.00	0.00	0.00
Total 460 - Lease Income	3,500.00	3,500.00	0.00	0.00	0.00	0.00	0.00	0.00	500.00	500.00	0.00	0.00	9,000.00
Total Income	38,883.30	41,318.82	50,449.86	127,310.71	624,691.84	302,248.64	82,956.44	68,718.91	69,188.04	265,489.61	41,879.66	35,345.95	1,748,481.78
Expense													
500 - Administrative Expenses													
500.01 - Communications	900.00	900.00	900.00	900.00	900.00	900.00	900.00	900.00	900.00	900.00	900.00	900.00	10,800.00
500.02 - IT Services	342.00	342.00	342.00	342.00	342.00	342.00	342.00	342.00	342.00	342.00	342.00	342.00	4,104.00
500.03 - Refreshments	25.00	25.00	25.00	25.00	25.00	25.00	25.00	25.00	25.00	25.00	25.00	25.00	300.00
500.04 - Office Expenses	500.00	500.00	500.00	500.00	500.00	500.00	500.00	500.00	500.00	500.00	500.00	500.00	6,000.00
500.05 - Utilities	1,011.06	1,678.65	1,601.60	1,304.40	855.42	1,161.42	996.42	940.42	909.42	1,557.42	663.42	913.42	13,593.07
500.06 - Independent Contract Services	150.00	150.00	150.00	150.00	225.00	150.00	150.00	225.00	225.00	150.00	150.00	225.00	2,100.00
500.07 - Maintenance Services & Repairs	1,908.00	1,405.00	1,405.00	1,908.00	85.00	1,405.00	1,908.00	1,405.00	1,405.00	1,908.00	1,405.00	1,405.00	17,552.00
500.08 - Vehicle Expenses	500.00	300.00	25.00	25.00	25.00	25.00	25.00	25.00	25.00	25.00	25.00	25.00	1,100.00
500.10 - Salaries	29,920.88	29,920.88	29,920.88	29,920.88	29,920.88	29,920.88	29,920.88	29,920.88	29,920.88	29,920.88	29,920.88	29,920.88	359,050.54
500.12 - Payroll Taxes	2,692.88	2,692.88	2,692.88	2,692.88	2,692.88	2,692.88	2,692.88	2,692.88	2,692.88	2,692.88	2,692.88	2,692.88	32,314.55
500.14 - W/C Insurance	1,875.00	0.00	0.00	0.00	0.00	0.00	0.00	0.00	0.00	0.00	0.00	0.00	1,875.00
500.15 - Employee Health & Welfare	4,707.00	4,707.00	4,707.00	4,707.00	4,707.00	4,707.00	4,707.00	4,707.00	4,707.00	4,707.00	4,707.00	4,707.00	56,484.00
500.16 - Board Stipends	2,120.00	2,120.00	2,120.00	2,120.00	2,120.00	2,120.00	2,120.00	2,120.00	2,120.00	2,120.00	2,120.00	2,120.00	25,440.00
500.17 - Education & Conferences	250.00	250.00	250.00	250.00	250.00	250.00	250.00	250.00	250.00	250.00	250.00	250.00	3,000.00
500.18 - Dues & Subscriptions	1,439.64	2,064.64	579.64	15,014.64	579.64	882.64	579.64	464.64	579.64	464.64	579.64	464.64	23,693.68
500.19 - Insurance - General	2,154.60	2,154.60	2,154.60	2,154.60	2,154.60	2,154.60	2,154.60	2,154.60	2,154.60	2,154.60	2,154.60	2,154.60	25,855.17
500.20 - Independent Accounting Services	1,000.00	1,000.00	1,000.00	1,000.00	1,000.00	1,000.00	1,000.00	1,000.00	1,000.00	1,000.00	1,000.00	1,000.00	12,000.00
500.21 - Annual Independent Audit	0.00	3,500.00	3,000.00	2,500.00	0.00	0.00	0.00	0.00	0.00	0.00	0.00	0.00	9,000.00
500.22 - Medical Records Store & Service	2,000.00	2,000.00	2,000.00	1,850.00	1,850.00	1,850.00	1,700.00	1,700.00	1,700.00	1,550.00	1,550.00	1,550.00	21,300.00
500.23 - General Counsel	5,500.00	2,000.00	2,000.00	2,000.00	2,000.00	2,000.00	2,000.00	2,000.00	2,000.00	2,000.00	2,000.00	2,000.00	27,500.00
500.29 - Dist Promotions & Publications	3,150.00	3,150.00	3,150.00	3,150.00	3,150.00	3,150.00	3,150.00	3,150.00	3,150.00	3,150.00	3,150.00	3,150.00	38,100.00
500.30 - Simple IRA Expense	897.63	897.63	897.63	897.63	897.63	897.63	897.63	897.63	897.63	897.63	897.63	897.63	10,771.52
500.33 - Copier Lease	767.10	767.10	767.10	767.10	767.10	767.10	767.10	767.10	767.10	767.10	767.10	767.10	9,205.20
500.36 - Accrued Vacation & Sick Leave	0.00	0.00	0.00	0.00	0.00	0.00	0.00	0.00	0.00	0.00	0.00	0.00	0.00
500.40 - Office Equipment	1,500.00	0.00	0.00	0.00	0.00	0.00	0.00	0.00	0.00	0.00	0.00	0.00	1,500.00
500.50 - General Election	0.00	0.00	0.00	0.00	0.00	0.00	0.00	0.00	0.00	0.00	0.00	0.00	0.00
Total 500 - Administrative Expenses	65,360.79	62,525.38	60,554.33	71,354.13	53,097.15	54,576.15	53,961.15	53,362.15	60,296.15	54,257.15	52,975.15	53,185.05	695,504.73
570 - Comm. Health & Wellness Center													
570.01 - Communications	900.00	900.00	900.00	900.00	900.00	900.00	900.00	900.00	900.00	900.00	900.00	900.00	10,800.00
570.02 - IT Services	38.00	38.00	38.00	38.00	38.00	38.00	38.00	38.00	38.00	38.00	38.00	38.00	456.00
570.03 - Refreshments	25.00	25.00	25.00	25.00	25.00	25.00	25.00	25.00	25.00	25.00	25.00	25.00	300.00
570.04 - Office Expenses	150.00	150.00	150.00	175.00	175.00	175.00	175.00	175.00	200.00	200.00	200.00	200.00	2,125.00
570.05 - Utilities	1,100.00	1,178.50	1,100.00	1,178.50	950.00	1,028.50	1,050.00	1,028.50	1,050.00	1,028.50	950.00	1,178.50	12,821.00
570.06 - Independent Contract Services	400.00	400.00	400.00	300.00	300.00	300.00	300.00	300.00	300.00	300.00	300.00	300.00	3,900.00
570.07 - Maintenance Services & Repairs	1,670.00	1,420.00	1,420.00	1,670.00	1,420.00	1,420.00	1,670.00	1,420.00	1,420.00	1,670.00	1,420.00	1,420.00	18,940.00
570.10 - Salaries	0.00	0.00	3,778.44	6,178.44	6,178.44	6,178.44	6,178.44	6,178.44	6,178.44	6,178.44	6,178.44	6,178.44	88,984.44
570.12 - Payroll Taxes	0.00	0.00	302.28	494.28	494.28	494.28	494.28	494.28	686.28	686.28	686.28	686.28	5,518.76
570.14 - W/C Insurance	0.00	0.00	56.68	92.68	92.68	92.68	92.68	92.68	128.68	128.68	128.68	128.68	1,034.77
570.15 - Employee Health & Welfare	855.00	855.00	855.00	855.00	855.00	855.00	855.00	855.00	855.00	855.00	855.00	855.00	10,260.00
570.18 - Dues & Subscriptions	250.00	0.00	0.00	0.00	0.00	0.00	0.00	0.00	0.00	0.00	0.00	0.00	250.00
570.19 - Insurance - General	633.71	633.71	633.71	633.71	633.71	633.71	633.71	633.71	633.71	633.71	633.71	633.71	7,604.46
570.23 - General Counsel	500.00	500.00	500.00	500.00	500.00	500.00	500.00	500.00	500.00	500.00	500.00	500.00	6,000.00
570.29 - Dist Promotions & Publications	350.00	350.00	350.00	375.00	375.00	375.00	375.00	375.00	375.00	400.00	400.00	400.00	4,525.00
570.30 - Simple IRA Expense	700.00	700.00	700.00	700.00	700.00	700.00	700.00	700.00	700.00	700.00	700.00	700.00	8,400.00
570.33 - Copier Lease	414.45	414.45	414.45	914.45	914.45	914.45	914.45	914.45	1,414.45	1,414.45	1,414.45	1,414.45	17,373.39
570.40 - Office Equipment	1,250.00	0.00	0.00	950.00	0.00	0.00	0.00	0.00	950.00	0.00	0.00	0.00	3,150.00
Total 570 - Comm. Health & Wellness Center	8,863.16	7,191.66	11,250.56	15,157.06	13,728.56	13,807.06	14,078.56	13,807.06	17,506.56	16,785.06	16,456.56	16,684.96	165,316.82
600 - Community Health Contracts													
600.01 - Be Well Therapy	2,055.43	0.00	0.00	0.00	2,055.43	0.00	0.00	2,055.43	0.00	0.00	2,055.43	0.00	8,221.71
600.02 - Boys & Girls Clubs of North Cty	24,025.94	0.00	0.00	0.00	9,025.94	0.00	0.00	9,025.94	0.00	0.00	9,025.94	0.00	51,103.75
600.03 - Champions for Health	8,000.00	0.00	0.00	0.00	8,000.00	0.00	0.00	8,000.00	0.00	0.00	8,000.00	0.00	32,000.00
600.04 - D'Vine Path	5,475.00	0.00	0.00	0.00	5,475.00	0.00	0.00	5,475.00	0.00	0.00	5,475.00	0.00	21,900.00
600.05 - Fallbrook Food Pantry	19,375.00	0.00	0.00	0.00	19,375.00	0.00	0.00	19,375.00	0.00	0.00	19,375.00	0.00	77,500.00
600.													

**Fallbrook Regional Health District
REPORT 4 - APPROVED ANNUAL BUDGET**

July 2021 through June 2022

	Jul 21	Aug 21	Sep 21	Oct 21	Nov 21	Dec 21	Jan 22	Feb 22	Mar 22	Apr 22	May 22	Jun 22	TOTAL Jul '21 - Jun 22
580.17 · Education & Conferences	0.00	0.00	45.00	45.00	45.00	45.00	45.00	45.00	45.00	45.00	45.00	45.00	450.00
580.18 · Dues & Subscriptions	0.00	0.00	0.00	0.00	0.00	0.00	0.00	0.00	2,500.00	0.00	0.00	0.00	2,500.00
580.19 · Insurance - General	0.00	0.00	0.00	0.00	0.00	0.00	0.00	365.00	0.00	0.00	0.00	0.00	365.00
580.20 · Independent Accounting Services	250.00	250.00	250.00	250.00	250.00	250.00	250.00	250.00	250.00	250.00	250.00	250.00	3,000.00
580.21 · Annual Independent Audit	0.00	0.00	0.00	0.00	0.00	0.00	0.00	0.00	0.00	0.00	0.00	0.00	0.00
580.23 · General Counsel	250.00	250.00	250.00	250.00	250.00	250.00	250.00	250.00	250.00	250.00	250.00	250.00	3,000.00
580.33 · Copier Lease	0.00	0.00	41.45	41.45	41.45	41.45	41.45	41.45	41.45	41.45	41.45	41.45	414.50
580.40 · Office Equipment	1,750.00	0.00	0.00	0.00	0.00	0.00	0.00	0.00	0.00	0.00	0.00	0.00	1,750.00
580 · FRHD Foundation Support - Other	0.00	0.00	0.00	0.00	0.00	0.00	0.00	0.00	0.00	0.00	0.00	0.00	0.00
Total 580 · FRHD Foundation Support	2,250.00	500.00	3,398.95	3,398.95	3,398.95	3,398.95	3,448.95	3,813.95	5,948.95	3,448.95	3,448.95	3,448.95	39,904.50
Total 835 · FRHD Foundation	2,250.00	500.00	3,398.95	3,398.95	3,398.95	3,398.95	3,448.95	3,813.95	5,948.95	3,448.95	3,448.95	3,448.95	39,904.50
Total Other Expense	2,250.00	500.00	3,398.95	3,398.95	3,398.95	3,398.95	3,448.95	3,813.95	5,948.95	3,448.95	3,448.95	3,448.95	39,904.50
Net Other Income	-2,250.00	-500.00	-3,398.95	-3,398.95	-3,398.95	-3,398.95	-3,448.95	-3,813.95	-5,948.95	-3,448.95	-3,448.95	-3,448.95	-39,904.50
Net Income	-263,901.18	-46,989.89	-41,845.65	19,808.90	343,156.65	213,399.81	-5,698.89	-213,574.78	-31,630.29	173,931.78	-242,311.46	-55,039.64	-149,594.64

California State Treasurer
Fiona Ma, CPA



Local Agency Investment Fund
P.O. Box 942809
Sacramento, CA 94209-0001
(916) 653-3001

FALLBROOK REGIONAL HEALTH DISTRICT

DISTRICT ADMINISTRATOR
138 SOUTH BRANDON ROAD
FALLBROOK, CA 92028

[Tran Type](#)
[Definitions](#)

Account Number:

December 2021 Statement

Account Summary

Total Deposit:	0.00	Beginning Balance:	1,945,546.27
Total Withdrawal:	0.00	Ending Balance:	1,945,546.27



CalTRUST
 c/o Ultimus Fund Solutions
 PO Box 541150
 Omaha, NE 68154-9150
 www.caltrust.org
 Email: CalTRUSTSupport@ultimusfundsolutions.com
 Fax: 402-963-9094
 Phone: 833-CALTRUST (225-8787)

Investment Account Summary

12/01/2021 through 12/31/2021

SUMMARY OF INVESTMENTS

Fund	Account Number	Total Shares Owned	Net Asset Value per Share on Dec 31 (\$)	Value on Dec 31 (\$)	Average Cost Amount (\$)	Cumulative Unrealized Gain/(Loss) (\$)
FALLBROOK REGIONAL HEALTH DISTRICT						
CalTRUST Medium Term Fund	[REDACTED]	566,574.017	10.19	5,773,389.23	5,684,171.16	89,218.07
Portfolios Total value as of 12/31/2021				5,773,389.23		

DETAIL OF TRANSACTION ACTIVITY

Activity Description	Activity Date	Amount (\$)	Amount in Shares	Balance in Shares	Price per Share (\$)	Balance (\$)	Average Cost Amt (\$)	Realized Gain/(Loss) (\$)
		FALLBROOK REGIONAL HEALTH DISTRICT					Account Number: [REDACTED]	
Beginning Balance	12/01/2021			566,378.604	10.21	5,782,725.55		
Accrual Income Div Reinvestment	12/31/2021	1,991.26	195.413	566,574.017	10.19	5,773,389.23	0.00	0.00
Unrealized Gain/(Loss)						(11,327.58)		
Closing Balance as of	Dec 31			566,574.017	10.19	5,773,389.23		

FRHD COMPLIANCE REPORT

LOCAL AGENCY INVESTMENT FUND (LAIF)

Through the Pooled Money Investment Account (PMIA), the State Treasurer invests taxpayers' money to manage the State's cash flow and strengthen the financial security of local governmental entities. PMIA policy sets as primary investment objectives safety, liquidity and yield. Total assets under LAIF Management at month-end was \$181.4 billion.

As of December 31, 2021, the PMIA's holdings included US Treasury Bills and Notes (65.40% of portfolio), Federal Agency Debentures and Discount Notes (18.20% of portfolio), CDs and Commercial Paper (13.72% of portfolio).

As of December 31, 2021, the District's balance was \$1,945,546.27. This represents 25.20% of the District's investment portfolio. The Performance Rate for the month of December was 0.212%.

CalTRUST

The CalTRUST Board works closely with the investment manager, BlackRock, to ensure that public dollars are managed securely and efficiently and are in full compliance with California Law. The primary objective is to safeguard the preservation of principal.

The District is invested in the CalTRUST Medium Term Fund which held, in part, the following sectors at December 31, 2021: Corporate Bonds (30.85% of portfolio), US Government and Agencies (39.91% of portfolio) and CDs (13.54% of portfolio). Total assets under CalTRUST Management at month-end was over \$2.4 billion.

As of December 31, 2021, the District's Average Cost Amount was \$5,684,171.16 with a closing Net Asset Value of \$5,773,389.23. This represents 74.80% of the District's investment portfolio.

In December, 2021, the District earned \$1,991.26 in dividend income and reported an unrealized loss of \$11,327.58. The One Year Yield on the Medium-Term Fund was .40%

The investments of the District are in compliance with the District's 2021-2022 Investment Policy. The balances in the District's investment accounts give the District the ability to meet its expenditure requirements for the next eighteen (18) months.

Fallbrook Regional Health District
REPORT 7 - PROPERTY TAX REVENUE
December 2021

Type	Date	Name	Amount	Balance
400 · District Income				
402 · Property Tax Revenue				
General Journal	07/31/2021		22,748.41	22,748.41
General Journal	08/31/2021		18,774.22	41,522.63
General Journal	09/30/2021		25,661.42	67,184.05
General Journal	10/31/2021		115,433.44	182,617.49
General Journal	11/30/2021		661,731.34	844,348.83
General Journal	12/31/2021		349,223.80	1,193,572.63
Total 402 · Property Tax Revenue			1,193,572.63	1,193,572.63
Total 400 · District Income			1,193,572.63	1,193,572.63
TOTAL			1,193,572.63	1,193,572.63

Fallbrook Regional Health District
REPORT 8 - CHECK DETAIL REPORT
December 2021

Date	Num	Name	Memo	Amount
102.3 - Cash in Bank - Pacific Western				
12/03/2021	2021....		Book 11/30/2021 Payroll	-33,794.32
12/03/2021	12425	Amazon Capital Servi...	Acct # A1G46ZHSNARR25	-808.79
12/03/2021			Deposit	3.00
12/03/2021			Deposit	2.40
12/08/2021	12394	24 Hour Elevator Inc.		-210.58
12/08/2021	12395	Aztec Cleaning & Mai...		-640.00
12/08/2021	12396	Brand Assasins		-217.69
12/08/2021	12397	Clifton Larson Allen LLP		-2,400.00
12/08/2021	12398	Culligan of Escondido		-58.50
12/08/2021	12399	Fallbrook Waste & Re...		-227.19
12/08/2021	12400	Fowler Pest Control, I...		-155.00
12/08/2021	12401	Glennie's Office Produ...	VOID:	0.00
12/08/2021	12401	Holmes, Rob		-2,500.00
12/08/2021	12402	Iron Mountain		-2,030.66
12/08/2021	12403	Montejo Juan		-2,676.88
12/08/2021	12404	Portero Services		-885.00
12/08/2021	12405	Scott, Jeffrey G., Esq...		-3,692.50
12/08/2021	12406	Springston Design LLC		-380.00
12/08/2021	12407	Streamline		-200.00
12/08/2021	12408	Sun Realty		-1,118.75
12/08/2021	12409	Woodward, Susan		-3,175.00
12/09/2021			Deposit	2,031.25
12/09/2021		UMPQUA Bank		-50.00
12/10/2021	12413	Fowler Pest Control, I...	Acct # 18012	-155.00
12/10/2021	12414	Montejo Juan		-800.00
12/10/2021	12415	North County Fire Prot...		-27,521.75
12/10/2021	12423	SDRMA		-646.52
12/10/2021		ADP, LLC		-116.51
12/15/2021	12416	Aztec Cleaning & Mai...		-320.00
12/15/2021	12417	Pitney Bowes - Purch...	8000-9090-0976-9550	-380.00
12/15/2021	12418	Rachel Mason-Runnells	Reimburse Office Supplies	-96.48
12/15/2021	12419	Theresa Geracitano	Reimburse Office Expenses	-37.46
12/15/2021	12420	Spectrum Business-T...	Acct #8448 41 008 0512555	-137.96
12/15/2021	12421	Spectrum Business-T...	Acct #8448 41 008 0522125	-86.24
12/15/2021	12422	Amazon Capital Servi...	Acct # A1G46ZHSNARR25	-162.48
12/15/2021		Pacific Western Bank		-3.16
12/15/2021			Deposit	661,731.34
12/20/2021	2021....		Book 12/15/2021 Payroll	-17,124.66
12/20/2021		GoDaddy		-191.88
12/21/2021	12446	FPUD - 7720-001	7720-001	-380.32
12/21/2021	12447	FPUD - 7720-003 - E. ...		-1,763.46
12/22/2021	12436	Fallbrook Glass, Inc.		-125.00
12/22/2021	12437	Aztec Cleaning & Mai...		-320.00
12/22/2021	12438	Bannerman Security		-300.00
12/22/2021	12439	CalPERS	ID 1559595490	-4,552.67
12/22/2021	12440	Schwab, Charles & Co...	4899-2865	-655.58
12/22/2021	12441	Bonsall Chamber of C...		-50.00
12/22/2021	12442	Fallbrook Printing Cor...		-117.45

Fallbrook Regional Health District
REPORT 8 - CHECK DETAIL REPORT
December 2021

<u>Date</u>	<u>Num</u>	<u>Name</u>	<u>Memo</u>	<u>Amount</u>
12/22/2021	12443	Streamline		-200.00
12/22/2021	12444	Fowler Pest Control, I...		-240.00
12/22/2021	12445	Ramirez Landscape &...		-950.00
12/22/2021	12426		VOID:	0.00
12/22/2021	12427		VOID:	0.00
12/22/2021	12428		VOID:	0.00
12/22/2021	12429		VOID:	0.00
12/22/2021	12430		VOID:	0.00
12/22/2021	12431		VOID:	0.00
12/22/2021	12432		VOID:	0.00
12/22/2021	12433		VOID:	0.00
12/22/2021	12434		VOID:	0.00
12/22/2021	12435		VOID:	0.00
12/24/2021		ADP, LLC		-96.26
12/29/2021	12448	FPUD - 7720-002 - E. ...		-61.93
12/29/2021	12449	FPUD - 7721-000		-61.93
12/29/2021	12450	Iron Mountain	Invoice # GDKC074	-2,656.50
12/29/2021	12451	Konica Minolta	Invoice # 39078672	-866.76
12/29/2021	12452	Montejo Juan		-229.34
12/29/2021	12453	Pitney Bowes - Lease	0018137865	-77.29
12/29/2021	12454	Uline	Invoice # 143037748	-732.46
12/29/2021	12455	Spectrum Business-T...	Acct # 8448 41 008 0522968	-29.99
12/31/2021	12488	EcoGreenVision, LLC		-3,061.11
Total 102.3 - Cash in Bank - Pacific Western				543,238.98
TOTAL				543,238.98



UMPQUA BANK

BL ACCT 00002840-20000001
FALLBROOK REG HEALTH DIST
Account Number: ####-####-####-7117



Account Summary




Billing Cycle		12/31/2021
Days In Billing Cycle		31
Previous Balance		\$3,785.54
Purchases	+	\$1,592.14
Cash	+	\$0.00
Balance Transfers	+	\$0.00
Special	+	\$0.00
Credits	-	\$60.00-
Payments	-	\$3,835.54-
Other Charges	+	\$9.06
Finance Charges	+	\$0.00

NEW BALANCE \$1,491.20

Credit Summary

Total Credit Line	\$6,000.00
Available Credit Line	\$4,508.30
Available Cash	\$0.00
Amount Over Credit Line	\$0.00
Amount Past Due	\$0.00
Disputed Amount	\$0.00

Account Inquiries

-  Call us at: (866) 777-9013
Lost or Stolen Card: (866) 839-3485
-  Go to www.umpquabank.com
-  Write us at PO BOX 1952, SPOKANE, WA 99210-1952

Payment Summary

NEW BALANCE	\$1,491.20
MINIMUM PAYMENT	\$1,491.20
PAYMENT DUE DATE	01/25/2022

NOTE: Grace period to avoid a finance charge on purchases, pay entire new balance by payment due date. Finance charge accrues on cash advances until paid and will be billed on your next statement.

Corporate Activity

				TOTAL CORPORATE ACTIVITY	\$3,835.54-
Trans Date	Post Date	Reference Number	Transaction Description	Amount	
12/06	12/06	00000000000000000119245	PAYMENT - THANK YOU	\$1,350.87-	
12/08	12/08	2627230	INTERNET PMT-THANK YOU	\$50.00-	
12/14	12/14	00000000000000000119348	PAYMENT - THANK YOU	\$2,434.67-	

PLEASE DETACH COUPON AND RETURN PAYMENT USING THE ENCLOSED ENVELOPE - ALLOW UP TO 7 DAYS FOR RECEIPT

UMPQUA BANK
PO BOX 1952
SPOKANE WA 99210-1952



Account Number
####-####-####-7117

Check box to indicate name/address change on back of this coupon

AMOUNT OF PAYMENT ENCLOSED

Closing Date	New Balance	Total Minimum Payment Due	Payment Due Date
12/31/21	\$1,491.20	\$1,491.20	01/25/22

\$



BL ACCT 00002840-20000001
FALLBROOK REG HEALTH DIST
138 SOUTH BRANDON ROAD
FALLBROOK CA 92028

MAKE CHECK PAYABLE TO:

UMPQUA BANK
PO BOX 2310
SPOKANE WA 99210-2310

e-Statement



22780

Fallbrook Regional Health District
REPORT 10 - QUARTERLY CHECKBOOK REPORT

CHECKBOOK REPORT OCTOBER - DECEMBER 2021

COMMUNITY INVESTMENT FUND OCTOBER - DECEMBER 2021:

BEGINNING BALANCE:	\$ 8,937,459.26
FUNDS SPENT:	\$ 126,268.11
ENDING BALANCE: (see note below)	\$ 8,811,191.15
(See attached report for itemized detail)	
QUARTERLY TOTAL DUE FOR REIMBURSEMENT JULY - SEPTEMBER 2021:	\$ 21,506.43
QUARTERLY TOTAL DUE FOR REIMBURSEMENT OCTOBER - DECEMBER 2021:	\$ 126,268.11
QUARTERLY TOTAL DUE FOR REIMBURSEMENT JANUARY - MARCH 2022:	\$ -
QUARTERLY TOTAL DUE FOR REIMBURSEMENT APRIL - JUNE 2022:	\$ -

TOTAL COMMUNITY INVESTMENT FUNDS SPENT FISCAL YEAR 2021-2022:	\$ 147,774.54
--	----------------------

OPERATIONS FUND OCTOBER - DECEMBER 2021:

BEGINNING BALANCE:	\$ 533,797.87
DEPOSITS:	\$ 809,226.71
OPERATING EXPENSES (BILL PMTS./PAYROLL EXP./COMM. HEALTH CONTRACTS)	\$ 540,103.63
ENDING BALANCE:	\$ 802,920.95
(See attached report for itemized detail)	
TOTAL OPERATING EXPENSES JULY - SEPTEMBER 2021	\$ (461,285.92)
TOTAL OPERATING EXPENSES OCTOBER - DECEMBER 2021	\$ (540,103.63)
TOTAL OPERATING EXPENSES JANUARY - MARCH 2022	\$ -
TOTAL OPERATING EXPENSES APRIL- JUNE 2022	\$ -

TOTAL OPERATING EXPENSES JULY - DECEMBER 2021:	\$ (1,001,389.55)
---	--------------------------

Fallbrook Regional Health District
REPORT 10 - QTR Uses of Community Investment Funds
October through December 2021

	Date	Name	Memo	Amount
Beginning Balance as of 10/01/2021				8,937,459.26
122.011 · S. Brandon Road Improvements				
	10/01/2021	Hester, Cory	Dedicated circuits/outlets installed/labeled	1,481.00
	10/25/2021	Bannerman Security	Inv. 1777; security camera/install at Brandon Rd.	400.00
	11/15/2021	EcoGreenVision, LLC	HVAC	58,160.89
	12/01/2021		Reclass Rob Holmes HVAC to fixed assets	<u>4,125.00</u>
570.01 · Communications				
	10/04/2021	Spectrum Business-TWC	Inv. 0522125100421	84.97
	10/31/2021	UMPQUA Bank		84.97
	11/29/2021	Spectrum Business-TWC	cct # 8448 41 008 0522125	84.97
	12/15/2021	Spectrum Business-TWC	Acct #8448 41 008 0522125	86.24
	12/20/2021		Book 12/15/2021 Payroll	50.00
	12/31/2021		Book 12/31/2021 Payroll	<u>50.00</u>
570.04 · Office Expenses				
	10/31/2021	UMPQUA Bank		130.25
	11/15/2021	Uline		954.14
	11/16/2021	Glennie's Office Products, Inc.		338.26
	12/15/2021	Theresa Geracitano	Reimburse Office Expenses	13.47
	12/29/2021	Uline	Invoice # 143037748	<u>732.46</u>
570.05 · Utilities				
	10/21/2021	FPUD - 7720-003 - E. Mission Rd.	10/21/21 inv. - Mission Rd. - Account No. 7720-003	454.70
	10/21/2021	FPUD - 7720-002 - E. Mission Rd.	10/21/21 inv. - Mission Rd. - Acct. 7720-002	61.93
	10/26/2021	SDG&E - 5971 - E. Mission	10/26/21 inv. - Account No. 5182 613 597 1 - E. Mis	357.31
	11/15/2021	Fallbrook Waste & Recycling - E. Mission		143.19
	11/23/2021	FPUD - 7720-003 - E. Mission Rd.		917.65
	11/29/2021	SDG&E - 5971 - E. Mission	Acct # 0051 8261 3597 1	342.15
	11/29/2021	FPUD - 7720-002 - E. Mission Rd.	Acct # 007720-002	61.93
	12/21/2021	FPUD - 7720-003 - E. Mission Rd.		845.81
	12/29/2021	FPUD - 7720-002 - E. Mission Rd.		61.93
	12/31/2021	Fallbrook Waste & Recycling - E. Mission		143.19
	12/31/2021	SDG&E - 5971 - E. Mission	Acct # # 0051 8261 3597 1	<u>317.56</u>
570.06 · Independent Contract Services				
	11/01/2021	Sun Realty		450.00
	12/01/2021	Sun Realty		<u>300.00</u>
570.07 · Maintenance Services & Repairs				
	10/05/2021	Aztec Cleaning & Maintenance	Mission Rd.	140.00
	10/11/2021	Scott's Ultra Clean	Inv. INV1103; Mission Rd. carpets cleaned	500.00
	10/12/2021	Aztec Cleaning & Maintenance	Mission Rd.	140.00
	10/19/2021	Fallbrook Local Locksmith	Inv. 3577; repair at Mission Rd.	250.00

Fallbrook Regional Health District
REPORT 10 - QTR Uses of Community Investment Funds
 October through December 2021

Date	Name	Memo	Amount
10/19/2021	Aztec Cleaning & Maintenance	Mission Rd.	140.00
10/26/2021	Aztec Cleaning & Maintenance	Mission Rd.	140.00
10/29/2021	Montejo Juan		800.00
11/01/2021	Fowler Pest Control, Inc.	Inv. 258559; initial service at Mission Rd.	550.00
11/01/2021	Montejo Juan		2,676.88
11/02/2021	Aztec Cleaning & Maintenance	Mission Rd.	140.00
11/07/2021	Montejo Juan		800.00
11/15/2021	Key, Darren		1,745.00
11/15/2021	Aztec Cleaning & Maintenance		260.00
11/15/2021	Ramirez Landscape & Tree Service		700.00
11/15/2021	Montejo Juan	VOID:	0.00
11/15/2021	Low Voltage		157.75
11/29/2021	Aztec Cleaning & Maintenance	WC	280.00
11/29/2021	Kent Bandy	-MULTIPLE-	4,150.00
11/29/2021	Montejo Juan	VOID:	0.00
11/29/2021	Key, Darren		107.50
11/29/2021	Montejo Juan		2,800.00
11/30/2021	Aztec Cleaning & Maintenance		140.00
11/30/2021	UMPQUA Bank		82.74
12/07/2021	Aztec Cleaning & Maintenance		140.00
12/15/2021	Aztec Cleaning & Maintenance		140.00
12/22/2021	Aztec Cleaning & Maintenance		140.00
12/22/2021	Fowler Pest Control, Inc.		155.00
12/22/2021	Ramirez Landscape & Tree Service		700.00
12/28/2021	Aztec Cleaning & Maintenance		140.00
12/29/2021	Montejo Juan		229.34
<hr/>			
570.10 - Salaries			
10/01/2021		Reverse of GJE 10-1a -- Salaries	
10/05/2021		CHWC Salaries	2,019.36
10/20/2021		CHWC Salaries	2,019.36
10/31/2021		Book 11/05/2021 Payroll	2,019.36
11/01/2021		Reverse of GJE 2021.11.05 -- Book 11/05/2021 Payroll	
11/05/2021		Book 11/05/2021 Payroll	2,019.36
11/19/2021		Book 11/15/2021 Payroll	2,019.36
11/30/2021		Book 11/30/2021 Payroll	7,547.56
12/01/2021		Reverse of GJE 2021.12.01 -- Book 11/30/2021 Payroll	
12/03/2021		Book 11/30/2021 Payroll	7,547.56
12/20/2021		Book 12/15/2021 Payroll	2,556.80
12/31/2021		Book 12/31/2021 Payroll	3,125.00
<hr/>			

Fallbrook Regional Health District
REPORT 10 - QTR Uses of Community Investment Funds
October through December 2021

	Date	Name	Memo	Amount
570.12 · Payroll Taxes				
	10/01/2021		Reverse of GJE 10-1a -- Salaries	
	10/05/2021		CHWC Payroll Taxes	166.60
	10/20/2021		CHWC Payroll Taxes	166.60
	10/31/2021		Book 11/05/2021 Payroll	166.60
	11/01/2021		Reverse of GJE 2021.11.05 -- Book 11/05/2021 Payroll	
	11/05/2021		Book 11/05/2021 Payroll	166.60
	11/19/2021		Book 11/15/2021 Payroll	160.12
	11/30/2021		Book 11/30/2021 Payroll	577.39
	12/01/2021		Reverse of GJE 2021.12.01 -- Book 11/30/2021 Payroll	
	12/03/2021		Book 11/30/2021 Payroll	577.39
	12/20/2021		Book 12/15/2021 Payroll	195.59
	12/31/2021		Book 12/31/2021 Payroll	257.81
570.19 · Insurance - General				
	10/31/2021		Property Ins - SDRMA Mission Road	649.25
	11/30/2021		Monthly write off of prepaid insurance	649.29
	12/30/2021		Monthly write off of prepaid insurance	649.29
570.29 · Dist Promotions & Publications				
	10/25/2021	Jim's Sign Shop	Inv. 9472; sign and banner for blood drive	667.28
	10/31/2021	UMPQUA Bank		82.41
	11/01/2021	Village News	Inv. 11060; Blood Drive ad	180.00
	11/15/2021	Village News		180.00
	12/15/2021	Theresa Geracitano	Reimburse Office Expenses	23.99
570.40 · Office Equipment				
	12/22/2021	Bannerman Security		300.00
October - December 2020 Total				126,268.11
Community Investment Fund Ending Balance 12/31/2021				\$ 8,811,191.15

**Fallbrook Regional Health District
OPERATIONS ACCOUNT 10/01/2021 - 12/31/2021**

Date	Name	Memo	Debit	Credit	Balance
102.3 - Cash in Bank - Pacific Western					533,797.87
10/04/2021		Deposit	34.36		533,832.23
10/04/2021	Aztec Cleaning & Mainten...			320.00	533,512.23
10/04/2021	BETA Healthcare Group	Inv. WCA136220210901; a...		320.00	533,192.23
10/04/2021	Culligan of Escondido	Inv. 1083766		52.50	533,139.73
10/04/2021	Fallbrook Chamber of Co...	Inv. 2021-1249; State of the...		110.00	533,029.73
10/04/2021	FPUD - 7720-001	7720-001		215.18	532,814.55
10/04/2021	FPUD - 7720-002 - E. Mis...	9/23/21 inv. - Mission Rd. - ...		61.93	532,752.62
10/04/2021	FPUD - 7720-003 - E. Mis...	9/23/21 inv. - Mission Rd. - ...		366.89	532,385.73
10/04/2021	FPUD - 7721-000	9/23/21 inv. - Brandon Rd. - ...		61.93	532,323.80
10/04/2021	Hester, Cory	Dedicated circuits/outlets in...		1,481.00	530,842.80
10/04/2021	Holmes, Rob	9/30/21 inv.; HVAC at Bran...		875.00	529,967.80
10/04/2021	Iron Mountain	Inv. DYPD187		2,070.75	527,897.05
10/04/2021	Konica Minolta	Inv. 38522364		866.76	527,030.29
10/04/2021	Rotary Club of Fallbrook	Inv. 2645; Dues for Sept./O...		86.00	526,944.29
10/04/2021	SDG&E - 5971 - E. Mission	9/24/21 inv. - Account No. ...		298.59	526,645.70
10/04/2021	SDG&E - 6994 - Brandon	9/24/21 inv. - Account No. 4...		1,096.51	525,549.19
10/04/2021	Spectrum Business-TWC	Inv. 0522588091921		119.66	525,429.53
10/04/2021	Springston Design LLC	Inv. 4371		380.00	525,049.53
10/04/2021	Streamline	Inv. CA0D951F-0011		200.00	524,849.53
10/05/2021		Payroll Clearing October 5, ...		12,183.76	512,665.77
10/05/2021		CHWC Payroll Clearing Oct...		1,673.93	510,991.84
10/05/2021		Payroll Taxes - Federal - Oc...		3,589.50	507,402.34
10/05/2021		CHWC Payroll Taxes - Fed...		254.72	507,147.62
10/05/2021		Payroll Taxes - State - Octo...		604.02	506,543.60
10/05/2021		CHWC Payroll Taxes - Stat...		90.71	506,452.89
10/05/2021	GoDaddy	Microsoft 365 for new hire - ...		107.88	506,345.01
10/05/2021	ADP, LLC	10/5/21 PR processing fee		116.51	506,228.50
10/05/2021		Deposit	2,031.25		508,259.75
10/06/2021	Sun Realty	8/11 - 9/20/21 invoice		2,448.10	505,811.65
10/06/2021	White Nelson - now CLA ...	Inv. 3027916		2,434.27	503,377.38
10/07/2021		Deposit	267.00		503,644.38
10/13/2021	24 Hour Elevator Inc.	Inv. 109048		210.58	503,433.80
10/13/2021	Aztec Cleaning & Mainten...			640.00	502,793.80
10/13/2021	Fallbrook Printing Corpor...	Inv. 23518; business cards -...		129.30	502,664.50
10/13/2021	Fallbrook Waste & Recycl...	Account No. 20-T3 452088 ...		139.70	502,524.80
10/13/2021	Fallbrook Waste & Recycl...	Account No. 20-T1 441078 ...		19.07	502,505.73
10/13/2021	Glennie's Office Products,...	9/30/21 stmt.		73.80	502,431.93
10/13/2021	Scott's Ultra Clean	Inv. INV1103; Mission Rd. c...		500.00	501,931.93
10/13/2021	Spectrum Business-TWC			252.92	501,679.01
10/13/2021		September Received in Oct...	25,661.42		527,340.43
10/13/2021	VOID	VOID:	0.00		527,340.43
10/18/2021	CSDA-State	1589		7,615.00	519,725.43
10/18/2021	Fowler Pest Control, Inc.	Inv. 257158		85.00	519,640.43
10/18/2021	Jones, Edward	October 2021 contribution		280.00	519,360.43
10/18/2021	Schwab, Charles & Co., I...	4899-2865		1,380.58	517,979.85
10/18/2021	SDRMA	Inv. 36695		344.10	517,635.75
10/18/2021	Woodward, Susan	September 2021 accounting...		1,000.00	516,635.75
10/20/2021		Payroll Clearing October 20...		11,655.70	504,980.05
10/20/2021		CHWC Payroll Clearing Oct...		1,673.93	503,306.12
10/20/2021		Payroll Taxes - Federal - Oc...		3,897.32	499,408.80
10/20/2021		Payroll Taxes - State - Octo...		758.59	498,650.21
10/20/2021	ADP, LLC	10/20/21 PR processing fee		103.01	498,547.20
10/22/2021	Ahrend Studios	Inv. 0211021; new hire portr...		237.05	498,310.15
10/22/2021	Aztec Cleaning & Mainten...	Inv. 261575		320.00	497,990.15
10/22/2021	CalPERS	ID 1559595490		2,816.93	495,173.22
10/22/2021	UMPQUA Bank	BL ACCT 00002840-2000001		3,149.26	492,023.96
10/22/2021	Fallbrook Local Locksmith	Inv. 3577; repair at Mission ...		250.00	491,773.96
10/29/2021	Aztec Cleaning & Mainten...	Inv. 261600		320.00	491,453.96
10/29/2021	Bannerman Security	Inv. 1777; security camera/i...		400.00	491,053.96
10/29/2021	FPUD - 7720-001	7720-001		215.18	490,838.78
10/29/2021	FPUD - 7720-002 - E. Mis...	10/21/21 inv. - Mission Rd. -...		61.93	490,776.85
10/29/2021	FPUD - 7720-003 - E. Mis...	10/21/21 inv. - Mission Rd. -...		454.70	490,322.15
10/29/2021	FPUD - 7721-000	10/21/21 inv. - Brandon Rd. ...		61.93	490,260.22
10/29/2021	Jim's Sign Shop	Inv. 9472; sign and banner f...		667.28	489,592.94
10/29/2021	Konica Minolta	Inv. 38710261		866.76	488,726.18
10/29/2021	Scott, Jeffrey G., Esquire	9/30/21 stmt.		2,825.00	485,901.18
10/29/2021	SDG&E - 5971 - E. Mission	10/26/21 inv. - Account No....		357.31	485,543.87
10/29/2021	SDG&E - 6994 - Brandon	10/26/21 inv. - Account No. ...		863.73	484,680.14
10/29/2021	Spectrum Business-TWC	Inv. 0522588101921		121.77	484,558.37

**Fallbrook Regional Health District
OPERATIONS ACCOUNT 10/01/2021 - 12/31/2021**

Date	Name	Memo	Debit	Credit	Balance
11/01/2021	Be Well Therapy	CHC 388 - PMT. 2 OF 4		2,055.43	482,502.94
11/01/2021	Boys & Girls Club of Nort...	CHC 390 - PMT. 2 OF 4		9,025.24	473,477.70
11/01/2021	Champions for Health	CHC 391 - PMT. 2 OF 4		8,000.00	465,477.70
11/01/2021	D'Vine Path	CHC 392 - PMT. 2 OF 4		5,475.00	460,002.70
11/01/2021	Fallbrook Food Pantry	CHC 393 - PMT. 2 OF 4		19,375.00	440,627.70
11/01/2021	Fallbrook Land Conserva...	CHC 394 - PMT. 2 OF 4		4,490.63	436,137.07
11/01/2021	Fallbrook Land Conserva...	CHC 395 - PMT. 2 OF 4		2,937.50	433,199.57
11/01/2021	Fallbrook Senior Citizens ...	CHC 396 - PMT. 2 OF 4		11,963.98	421,235.59
11/01/2021	Fallbrook Senior Citizens ...	CHC 397 - PMT. 2 OF 4		21,332.46	399,903.13
11/01/2021	Foundation for Senior Care	CHC 398 - PMT. 2 OF 4		12,042.22	387,860.91
11/01/2021	Foundation for Senior Care	CHC 399 - PMT. 2 OF 4		7,421.21	380,439.70
11/01/2021	Foundation for Senior Care	CHC 400 - PMT. 2 OF 4		16,735.38	363,704.32
11/01/2021	Foundation for Senior Care	CHC 401 - PMT. 2 OF 4		18,268.85	345,435.47
11/01/2021	Foundation for Senior Care	CHC 402 - PMT. 2 OF 4		6,772.56	338,662.91
11/01/2021	Hospice of the Valleys	CHC 403 - PMT. 2 OF 4		2,804.70	335,858.21
11/01/2021	Michelle's Place Cancer ...	CHC 404 - PMT. 2 OF 4		10,477.00	325,381.21
11/01/2021	Palomar Family Counseli...	CHC 405 - PMT. 2 OF 4		3,796.38	321,584.83
11/01/2021	Palomar Family Counseli...	CHC 406 - PMT. 2 OF 4		11,156.18	310,428.65
11/01/2021	REINS Therapeutic Horse...	CHC 407 - PMT. 2 OF 4		20,113.44	290,315.21
11/05/2021		Book 11/05/2021 Payroll		15,345.74	274,969.47
11/05/2021		Book 11/05/2021 Payroll		5,409.52	269,559.95
11/12/2021		ADP Payroll Fees		119.89	269,440.06
11/14/2021	Amazon Capital Services	VOID: Acct # A1G46ZHSN...	0.00		269,440.06
11/15/2021	Spectrum Business-TWC			137.96	269,302.10
11/15/2021	Pamela Knox			1,039.50	268,262.60
11/15/2021	Uline			954.14	267,308.46
11/15/2021	SDRMA			344.10	266,964.36
11/15/2021	EcoGreenVision, LLC			58,160.89	208,803.47
11/15/2021	Key, Darren			1,745.00	207,058.47
11/15/2021	Aztec Cleaning & Mainten...			440.00	206,618.47
11/15/2021	Holmes, Rob			1,625.00	204,993.47
11/15/2021	Association of Fundraisin...	Member#000003074036-0		340.00	204,653.47
11/15/2021	Village News			180.00	204,473.47
11/15/2021	Fallbrook Printing Corpor...			835.06	203,638.41
11/15/2021	Ramirez Landscape & Tr...			950.00	202,688.41
11/15/2021	Montejo Juan	VOID:	0.00		202,688.41
11/15/2021	Low Voltage			504.75	202,183.66
11/15/2021	Iron Mountain			2,113.54	200,070.12
11/15/2021	Fallbrook Chamber of Co...			60.00	200,010.12
11/15/2021	Fallbrook Waste & Recycl...			143.19	199,866.93
11/15/2021	24 Hour Elevator Inc.	Inv. 110658		210.58	199,656.35
11/15/2021	Aztec Cleaning & Mainten...	Inv. 261576		320.00	199,336.35
11/15/2021	Culligan of Escondido	Inv. 1084031		52.50	199,283.85
11/15/2021	Fallbrook Rooter & Drain ...	Inv. 21516; bathroom repair...		667.30	198,616.55
11/15/2021	First Impulse	Inv. 11609; updated user na...		45.00	198,571.55
11/15/2021	Fowler Pest Control, Inc.	Inv. 258559; initial service a...		550.00	198,021.55
11/15/2021	Glennie's Office Products,...	10/31/21 stmt.		59.81	197,961.74
11/15/2021	Ramirez Landscape & Tr...			950.00	197,011.74
11/15/2021	SDRMA	Inv. 36037 supplemental bill		60.66	196,951.08
11/15/2021	Springston Design LLC	Inv. 4391		380.00	196,571.08
11/15/2021	Streamline	Inv. CA0D951F-0012		200.00	196,371.08
11/15/2021	Village News	Inv. 11060; Blood Drive ad		180.00	196,191.08
11/15/2021	White Nelson - now CLA ...	Inv. 3060820		3,000.00	193,191.08
11/15/2021	Woodward, Susan	October accounting services		1,000.00	192,191.08
11/15/2021		VOID: VOID:	0.00		192,191.08
11/15/2021		Deposit	2,031.25		194,222.33
11/17/2021				179.76	194,042.57
11/17/2021		Funds Transfer	115,433.44		309,476.01
11/19/2021		Book 11/15/2021 Payroll		12,899.82	296,576.19
11/19/2021		Book 11/15/2021 Payroll		4,776.82	291,799.37
11/26/2021		ADP Processing Fees		99.64	291,699.73
11/29/2021	CalPERS	ID 1559595490		2,816.93	288,882.80
11/29/2021	Aztec Cleaning & Mainten...			640.00	288,242.80
11/29/2021	Kent Bandy			4,150.00	284,092.80
11/29/2021	Montejo Juan	VOID:	0.00		284,092.80
11/29/2021	Key, Darren			107.50	283,985.30
11/29/2021	SDG&E - 6994 - Brandon	Acct #0040 6059 7699 4		548.45	283,436.85
11/29/2021	SDG&E - 5971 - E. Mission	Acct # 0051 8261 3597 1		342.15	283,094.70
11/29/2021	Tracy Rosalee			71.50	283,023.20
11/29/2021	Spectrum Business-TWC	Acct # 8448 41 008 0522968		29.99	282,993.21

**Fallbrook Regional Health District
OPERATIONS ACCOUNT 10/01/2021 - 12/31/2021**

Date	Name	Memo	Debit	Credit	Balance
11/29/2021	Spectrum Business-TWC	cct # 8448 41 008 0522125		84.97	282,908.24
11/29/2021	Trupiano Inc.			1,500.00	281,408.24
11/29/2021	FPUD - 7721-000	Acct # 007721-000		61.93	281,346.31
11/29/2021	FPUD - 7720-002 - E. Mis...	Acct # 007720-002		61.93	281,284.38
11/29/2021	Montejo Juan	VOID:	0.00		281,284.38
11/29/2021	Fowler Pest Control, Inc.			85.00	281,199.38
11/29/2021	Konica Minolta			866.76	280,332.62
11/29/2021	SDRMA			50.00	280,282.62
11/29/2021	Whalen, J. Associates, Inc.			481.88	279,800.74
11/29/2021	UMPQUA Bank			1,350.87	278,449.87
11/29/2021	Rachel Mason-Runnells			700.00	277,749.87
11/29/2021	Schwab, Charles & Co., I...	4899-2865		1,145.67	276,604.20
11/29/2021	Theresa Geracitano	Cell Phone Stipend in arears		100.00	276,504.20
11/29/2021	Wendy Lyon			10,091.01	266,413.19
11/29/2021	Montejo Juan			800.00	265,613.19
11/29/2021	Montejo Juan			2,800.00	262,813.19
11/30/2021	Glennie's Office Products,...			486.55	262,326.64
11/30/2021	Jones, Edward			210.00	262,116.64
11/30/2021	UMPQUA Bank			2,434.67	259,681.97
12/03/2021		Book 11/30/2021 Payroll		16,513.95	243,168.02
12/03/2021		Book 11/30/2021 Payroll		17,280.37	225,887.65
12/03/2021	Amazon Capital Services	Acct # A1G46ZHSNARR25		808.79	225,078.86
12/03/2021		Deposit	3.00		225,081.86
12/03/2021		Deposit	2.40		225,084.26
12/08/2021	24 Hour Elevator Inc.			210.58	224,873.68
12/08/2021	Aztec Cleaning & Mainten...			640.00	224,233.68
12/08/2021	Brand Assasins			217.69	224,015.99
12/08/2021	Clifton Larson Allen LLP			2,400.00	221,615.99
12/08/2021	Culligan of Escondido			58.50	221,557.49
12/08/2021	Fallbrook Waste & Recycl...			227.19	221,330.30
12/08/2021	Fowler Pest Control, Inc.			155.00	221,175.30
12/08/2021	Glennie's Office Products,...	VOID:	0.00		221,175.30
12/08/2021	Holmes, Rob			2,500.00	218,675.30
12/08/2021	Iron Mountain			2,030.66	216,644.64
12/08/2021	Montejo Juan			2,676.88	213,967.76
12/08/2021	Portero Services			885.00	213,082.76
12/08/2021	Scott, Jeffrey G., Esquire			3,692.50	209,390.26
12/08/2021	Springston Design LLC			380.00	209,010.26
12/08/2021	Streamline			200.00	208,810.26
12/08/2021	Sun Realty			1,118.75	207,691.51
12/08/2021	Woodward, Susan			3,175.00	204,516.51
12/09/2021		Deposit	2,031.25		206,547.76
12/09/2021	UMPQUA Bank			50.00	206,497.76
12/10/2021	Fowler Pest Control, Inc.	Acct # 18012		155.00	206,342.76
12/10/2021	Montejo Juan			800.00	205,542.76
12/10/2021	North County Fire Protecti...			27,521.75	178,021.01
12/10/2021	SDRMA			646.52	177,374.49
12/10/2021	ADP, LLC			116.51	177,257.98
12/15/2021	Aztec Cleaning & Mainten...			320.00	176,937.98
12/15/2021	Pitney Bowes - Purchase ...	8000-9090-0976-9550		380.00	176,557.98
12/15/2021	Rachel Mason-Runnells	Reimburse Office Supplies		96.48	176,461.50
12/15/2021	Theresa Geracitano	Reimburse Office Expenses		37.46	176,424.04
12/15/2021	Spectrum Business-TWC	Acct #8448 41 008 0512555		137.96	176,286.08
12/15/2021	Spectrum Business-TWC	Acct #8448 41 008 0522125		86.24	176,199.84
12/15/2021	Amazon Capital Services	Acct # A1G46ZHSNARR25		162.48	176,037.36
12/15/2021	Pacific Western Bank			3.16	176,034.20
12/15/2021		Deposit	661,731.34		837,765.54
12/20/2021		Book 12/15/2021 Payroll		12,239.95	825,525.59
12/20/2021		Book 12/15/2021 Payroll		4,884.71	820,640.88
12/20/2021	GoDaddy			191.88	820,449.00
12/21/2021	FPUD - 7720-001	7720-001		380.32	820,068.68
12/21/2021	FPUD - 7720-003 - E. Mis...			1,763.46	818,305.22
12/22/2021	Fallbrook Glass, Inc.			125.00	818,180.22
12/22/2021	Aztec Cleaning & Mainten...			320.00	817,860.22
12/22/2021	Bannerman Security			300.00	817,560.22
12/22/2021	CalPERS	ID 1559595490		4,552.67	813,007.55
12/22/2021	Schwab, Charles & Co., I...	4899-2865		655.58	812,351.97
12/22/2021	Bonsall Chamber of Com...			50.00	812,301.97
12/22/2021	Fallbrook Printing Corpor...			117.45	812,184.52
12/22/2021	Streamline			200.00	811,984.52

**Fallbrook Regional Health District
OPERATIONS ACCOUNT 10/01/2021 - 12/31/2021**

<u>Date</u>	<u>Name</u>	<u>Memo</u>	<u>Debit</u>	<u>Credit</u>	<u>Balance</u>
12/22/2021	Fowler Pest Control, Inc.			240.00	811,744.52
12/22/2021	Ramirez Landscape & Tr...			950.00	810,794.52
12/22/2021		VOID:	0.00		810,794.52
12/22/2021		VOID:	0.00		810,794.52
12/22/2021		VOID:	0.00		810,794.52
12/22/2021		VOID:	0.00		810,794.52
12/22/2021		VOID:	0.00		810,794.52
12/22/2021		VOID:	0.00		810,794.52
12/22/2021		VOID:	0.00		810,794.52
12/22/2021		VOID:	0.00		810,794.52
12/22/2021		VOID:	0.00		810,794.52
12/22/2021		VOID:	0.00		810,794.52
12/24/2021	ADP, LLC			96.26	810,698.26
12/29/2021	FPUD - 7720-002 - E. Mis...			61.93	810,636.33
12/29/2021	FPUD - 7721-000			61.93	810,574.40
12/29/2021	Iron Mountain	Invoice # GDKC074		2,656.50	807,917.90
12/29/2021	Konica Minolta	Invoice # 39078672		866.76	807,051.14
12/29/2021	Montejo Juan			229.34	806,821.80
12/29/2021	Pitney Bowes - Lease	0018137865		77.29	806,744.51
12/29/2021	Uline	Invoice # 143037748		732.46	806,012.05
12/29/2021	Spectrum Business-TWC	Acct # 8448 41 008 0522968		29.99	805,982.06
12/31/2021	EcoGreenVision, LLC			3,061.11	802,920.95
	Total 102.3 · Cash in Bank - Pacific Western		809,226.71	540,103.63	802,920.95
TOTAL			809,226.71	540,103.63	802,920.95

BL ACCT 00002840-20000001
 FALLBROOK REG HEALTH DIST
 Account Number: ##### 7117

Cardholder Account Summary					
PAMELA KNOX ##### 7125		Payments & Other Credits \$0.00	Purchases & Other Charges \$174.00	Cash Advances \$0.00	Total Activity \$174.00

Cardholder Account Detail					
Trans Date	Post Date	Plan Name	Reference Number	Description	Amount
12/29	12/29	PPLN01	2401134136300004789968	JOTFORM INC. HTTPSWWW.JOTF CA	\$174.00

Cardholder Account Summary					
LINDA BANNERMAN ##### 7133		Payments & Other Credits \$60.00-	Purchases & Other Charges \$681.64	Cash Advances \$0.00	Total Activity \$621.64

Cardholder Account Detail					
Trans Date	Post Date	Plan Name	Reference Number	Description	Amount
11/30	12/01	PPLN01	74766681334147914886017	BLS*TOMEDESPROJECT 8777748914	\$38.80
11/30	12/01	PPLN01	74766681334147914886017	INTERNATIONAL TRANS FEE	\$0.78
12/03	12/03	PPLN01	24692161337100039683797	VAST CONFERENCE 888-8868869 CA	\$4.33
12/02	12/03		74943001337898001944838	CREDIT VOUCHER COSTCO WHSE #0491 TEMECULA CA	\$60.00-
12/11	12/12	PPLN01	24943001345700807416091	ADOBE ACROPRO SUBS 800-443-8158 CA	\$67.96
12/11	12/12	PPLN01	74766681345149935012182	BLS*TOMEDES LTD 8777748914	\$26.76
12/11	12/12	PPLN01	74766681345149935012182	INTERNATIONAL TRANS FEE	\$0.54
12/14	12/15	PPLN01	74766681348149940178629	BLS*TOMEDES LTD 8777748914	\$14.94
12/14	12/15	PPLN01	74766681348149940178728	BLS*TOMEDES LTD 8777748914	\$14.46
12/14	12/15	PPLN01	74766681348149940178710	BLS*TOMEDES LTD 8777748914	\$41.64
12/14	12/15	PPLN01	74766681348149940178702	BLS*TOMEDES LTD 8777748914	\$140.00
12/14	12/15	PPLN01	74766681348149940178629	INTERNATIONAL TRANS FEE	\$0.30
12/14	12/15	PPLN01	74766681348149940178728	INTERNATIONAL TRANS FEE	\$0.29
12/14	12/15	PPLN01	74766681348149940178710	INTERNATIONAL TRANS FEE	\$0.83
12/14	12/15	PPLN01	74766681348149940178702	INTERNATIONAL TRANS FEE	\$2.80
12/22	12/23	PPLN01	24906411356136975512183	EIG*CONSTANTCONTACT.COM 855-2295506 MA	\$95.00
12/28	12/29	PPLN01	74766681362151962379508	BLS*TOMEDES LTD 8777748914	\$175.86
12/28	12/29	PPLN01	74766681362151962379508	INTERNATIONAL TRANS FEE	\$3.52
12/29	12/30	PPLN01	24692161363100506764051	AMZN Mktp US*XC1Q19M23 Amzn.com/bill WA	\$19.38
12/29	12/30	PPLN01	24692161363100569521018	AMZN Mktp US*DJ7TC74N3 Amzn.com/bill WA	\$33.45

Cardholder Account Summary					
RACHEL MASON ##### 2600		Payments & Other Credits \$0.00	Purchases & Other Charges \$745.56	Cash Advances \$0.00	Total Activity \$745.56

Cardholder Account Detail					
Trans Date	Post Date	Plan Name	Reference Number	Description	Amount
12/09	12/10	PPLN01	24137461344001667523115	USPS PO 0525920028 FALLBROOK CA	\$464.00
12/11	12/13	PPLN01	24164071346091017343935	TARGET 00003590 TEMECULA CA	\$142.01
12/11	12/13	PPLN01	24137461346500959479793	STATERBROS138 TEMECULA CA	\$27.13
12/14	12/15	PPLN01	24137461348300679600283	BIG LOTS STORES - #1938 TEMECULA CA	\$22.42
12/17	12/19	PPLN01	24801971352286070100302	THAI THAI RESTAURANT FALLBROOK CA	\$90.00

Finance Charge Summary / Plan Level Information									
Plan Name	Plan Description	FCM ¹	Average Daily Balance	Periodic Rate *	Corresponding APR	Finance Charges	Effective APR Fees **	Effective APR	Ending Balance
Purchases									
PPLN01 001	PURCHASE	E	\$0.00	0.06024%(D)	21.9900%	\$0.00	\$0.00	0.0000%	\$1,491.20
Cash									
CPLN01 001	CASH	A	\$0.00	0.06572%(D)	23.9900%	\$0.00	\$0.00	0.0000%	\$0.00
* Periodic Rate (M)=Monthly (D)=Daily							Days In Billing Cycle: 31		
** includes cash advance and foreign currency fees							APR = Annual Percentage Rate		
¹ FCM = Finance Charge Method									
(V) = Variable Rate If you have a variable rate account the periodic rate and Annual Percentage Rate (APR) may vary.									



**ACTA
COMITÉ DE FINANZAS**

Miércoles 2 de Febrero de 2022 a las 4:30 p.m.

De acuerdo con la Sección 54953 del Código de Gobierno de California, se utilizó la teleconferencia para esta reunión. Los miembros de la junta, el personal y los miembros del público pudieron participar por seminario web y los miembros del público también pudieron participar por teléfono.

1. Llamada a pedido/Pase nominal

La presidenta del comité, Jennifer Jeffries, convocó la reunión al orden a las 4:30 p.m.

Asistentes: Miembros del Comité Jennifer Jeffries y Barbara Mroz. La CEO Rachel Mason, la Asistente Ejecutiva Linda Bannerman, la Oficial Administrativa Judith Oswald y la Contadora Susan Woodward.

2. Comentarios públicos

Ninguno

3. Revisión de los estados financieros de Diciembre de 2021

Informe 1 – Comparación del balance de Diciembre a Noviembre

Informe 2 – Estado de resultados del mes finalizado en Diciembre y año fiscal hasta la fecha

Informe 3 – Ganancias y Pérdidas Reales vs Presupuesto Diciembre

Informe 4 – Presupuesto Anual Aprobado Julio 2021 – Junio 2022

Informe 5 – Declaración del Fondo de Inversión de Agencias Locales (LAIF) – Diciembre 2021

Informe 6 – Declaración de CalTrust – Diciembre 2021

Informe 7 – Ingresos por Impuestos a la Propiedad – Julio 2021 – Diciembre 2021

Informe 8 – Informe detallado de verificación a Diciembre de 2021

Informe 9 – Estado de cuenta de la tarjeta de crédito VISA – Diciembre de 2021

Informe 10 – Informe de chequera – Octubre a Diciembre

El presidente del comité, Jeffries, revisó los informes financieros anteriores de Diciembre de 2021.

Divulgaciones: Las inversiones del Distrito cumplen con la Política de Inversiones 2020-21 del Distrito. Los saldos en las cuentas de inversión del Distrito le dan al Distrito la capacidad de cumplir con sus requisitos de gastos para los próximos ochenta (18) meses.

Recomendación: El Comité de Finanzas recomendó a la Junta Directiva que apruebe la transferencia de \$127,000.00 de la cuenta LAIF (Fondo de Inversión Comunitaria) para reembolsar a la Cuenta Operativa \$126,268.11 en fondos utilizados de octubre a diciembre de 2021.

4. Temas de discusión
 - a. Revisión de la Auditoría Anual
La presidenta del comité, Jeffries, presentó la auditoría anual y resumirá los hallazgos en la reunión de la junta.
5. Comentarios de los miembros de la Junta y futuros puntos de la agenda
Ninguno
6. Aplazamiento
Al no haber más asuntos, se levanta la sesión a las 4:45 p.m.

Jennifer Jeffries, Presidenta del Comité

Secretario de la Junta/Secretario



ACTA
REUNIÓN ORDINARIA DE LA JUNTA DIRECTIVA
Miércoles 9 de Febrero de 2022, 6:00 p.m.

De acuerdo con la Sección 54953 del Código de Gobierno de California, se utilizará la teleconferencia para esta reunión. Los miembros de la junta, el personal y los miembros del público pudieron participar por seminario web y los miembros del público también pudieron participar por teléfono.

A. CONVOCAR REUNIÓN AL ORDEN / PASE DE LISTA / ESTABLECER UN QUÓRUM / JURAMENTO DE LEALTAD

El presidente Howard Salmon llamó a la reunión al orden a las 6:00 pm y dirigió el Juramento de Lealtad.

Asistieron los directores Howard Salmon, Jennifer Jeffries, Barbara Mroz, Kate Schwartz y Stephanie Ortiz. La CEO Rachel Mason, la contadora Susan Woodward y el asesor legal Jeffrey Scott. Miembros del personal y asociados: Linda Bannerman, Judith Oswald, Theresa Geracitano, Tracy Rosalee, traductora de Tomedes, gerente de propiedad Roy Moosa y gerente del programa de primeros auxilios de salud mental Latanya J. Runnells. Los miembros del público también estuvieron en presencia virtual.

B. APROBACIÓN DEL ORDEN DEL DÍA

Acción: Fue movido por el Director Jeffries, secundado por el Director Mroz para aprobar la agenda tal como se presentó.

Moción aprobada en la siguiente votación nominal (5-0)

Table with 2 columns: Name and Vote. Rows include Director Salmon, Director Mroz, Director Schwartz, Director Jeffries, and Director Ortiz, all with 'Aye' votes.

C. COMENTARIOS DEL PÚBLICO

Ninguno

D. PRESENTACIONES

D1. Programa de Primeros Auxilios de Salud Mental – LaTanya J. Runnells, Ph.D., Gerente del Programa

La CEO Rachel Mason presentó a la Dra. LaTanya Runnells, Gerente del Programa de Primeros Auxilios de Salud Mental. La Dr. Runnells proporcionó una visión general de este programa basado en la evidencia junto con su plan de estudios que permite a los aprendices convertirse en asistentes de salud mental. El programa proporciona un plan de acción y recursos adicionales para ayudar a los necesitados. Las consultas sobre los detalles del programa de los directores de la Junta fueron respondidas por la Dr. Runnells. Existe la oportunidad de que este programa se ofrezca tanto en inglés como en español y se dirija a diferentes grupos demográficos en nuestras comunidades.

E. ELEMENTOS DE CONSENTIMIENTO

- E1. Aprobación de los Estados Financieros de Noviembre de 2021
- E2. Actas de la reunión del Comité de Finanzas del 5 de Enero de 2022
- E3. Actas de la reunión especial del Comité de Planificación Estratégica del 7 de Enero de 2022
- E4. Actas de la reunión del Comité Especial del 11 de Enero de 2022
- E5. Actas de la Reunión Ordinaria de la Junta Directiva del 12 de Enero de 2022
- E6. Acta de la reunión del Comité de Instalaciones del 19 de Enero de 2022
- E7. Actas de la reunión del Comité de Planificación Estratégica del 19 de Enero de 2022
- E8. Actas del 26 de Enero de 2022 Reunión del Comité de Participación Pública y gubernamental
- E9. Consideración de la Resolución 442 – Re-Ratificación del Estado de Emergencia Reautorización de reuniones remotas de teleconferencia
A ningún miembro de la Junta se le pidió que retirara un elemento de consentimiento para una discusión adicional

Acción: Fue movido por la Directora Schwartz, secundado por la Directora Mroz para aprobar los Puntos de Consentimiento tal como se presentaron.

Moción aprobada en la siguiente votación nominal (5-0)

Director Salmon.....	Aye
Director Mroz.....	Aye
Director Schwartz.....	Aye
Director Jeffries.....	Aye
Director Ortiz.....	Aye

F. INFORMES/POSIBLES ACCIONES

- F1. Comité de Finanzas – Directoras Jeffries y Mroz
El presidente del comité, Jeffries, revisó los estados financieros de Diciembre de 2021. Divulgaciones: Las inversiones del Distrito cumplen con la Política de Inversiones 2020-21 del Distrito. Los saldos en las cuentas de inversión del Distrito le dan al Distrito la capacidad de cumplir con sus requisitos de gastos durante los próximos dieciocho (18) meses.

Informe anual de reembolso: según el código gubernamental §53065.5 publicado anualmente el 31 de Enero en el sitio web de FRHD e incluido en el paquete de la Reunión Regular de la Junta de febrero.

Recomendación: Que la junta apruebe la transferencia de \$127,000.00 de la cuenta LAIF (Fondo de Inversión Comunitaria) para reembolsar a la Cuenta Operativa \$126,268.11 en fondos utilizados de Octubre a Diciembre de 2021.

Acción: Fue movido por el Director Jeffries, secundado por el Director Mroz para aprobar la transferencia de \$127,000.00 de la cuenta LAIF (Fondo de Inversión Comunitaria) para reembolsar a la Cuenta Operativa \$126,268.11 en fondos utilizados de Octubre a Diciembre de 2021.

Moción aprobada en la siguiente votación nominal. (5-0)

Director Salmon.....	Aye
Director Mroz.....	Aye
Director Schwartz.....	Aye
Director Jeffries.....	Aye
Director Ortiz.....	Aye

- F2. Comité de Planificación Estratégica – Directores Jeffries y Salmon
La presidenta del comité, Jeffries, hizo referencia al Informe Anual escrito por la CEO Rachel Mason. El presidente Jeffries resumió los esfuerzos del distrito para las pruebas de PCR junto con el Centro de Salud Familiar de Fallbrook desde que cdpH aprobó el distrito como **socio de** pruebas de PCR covid-19 . Por último, el comité trabajará en la equidad en salud en relación con las necesidades de la comunidad; esto puede afectar tanto el presupuesto como el financiamiento de subvenciones.
- F3. Gov't y Comité de Participación Pública – Directores Schwartz-Frates y Salmon
El presidente del comité, Schwartz, señaló que la carta de apoyo para los distritos escolares se ha finalizado y se compartirá con otros distritos especiales locales. El presidente Schwartz resumió la Ley de Prevención de Pandemias, que es un proyecto de ley que tiene como objetivo mejorar la preparación y la respuesta a las pandemias. En referencia al alcance en nuestra comunidad, el distrito distribuyó 1,100 kits de prueba de COVID-19 en el hogar.
- F4. Comité de Instalaciones – Directores Mroz y Ortiz
La presidenta del comité, Mroz, cubrió el Acuerdo de Uso de Instalaciones que fue actualizado por la CEO Rachel Mason. El comité también discutió la repavimentación del lote de parking en la oficina de administración. La CEO Rachel Mason continúa trabajando con el consultor Rob Holmes, la CEO Mason llevará propuestas al comité.
- F5. Directora Ejecutiva – Rachel Mason
La directora ejecutiva Rachel Mason dijo que el distrito fue aprobado por CDPH para ser un sitio de pruebas PCR, la primera fecha será el 17 de Febrero. Nuestro distrito trabajará en asociación con el Centro de Salud Familiar de Fallbrook. La CEO Rachel Mason señaló que CalFire ya no proporcionará pruebas o apoyo de vacunación, pero trabajaremos con otros socios para ayudar a las necesidades de la comunidad. En referencia al Centro Comunitario de Salud y Bienestar, buscando finalizar el taller de la Junta con Taylor Design.
- F6. Consejero General – Jeffrey Scott
El abogado Jeffrey Scott dijo que el proyecto de ley de pagador único AB1400 no fue sometido a votación. Los proponentes del proyecto de ley consideran esto como un revés para el sistema de pagador único.
Un segundo elemento de interés para los hospitales en California es el proyecto de ley sísmico, con muchos hospitales expresando interés en extender la fecha de vencimiento de 2030 para el cumplimiento, con la oposición de los trabajadores organizados.

G. DISCUSIÓN/POSIBLES PUNTOS DE ACCIÓN

- G1. Consideración de la auditoría anual para el año fiscal que finaliza en 2021 - CliftonLarsonAllen LLP
Recomendación del Comité de Finanzas: Que la junta apruebe la Auditoría Anual para el Año Que Finaliza 2021
La directora Jeffries, presidenta del Comité de Finanzas, dijo que está dispuesta a informar que el auditor no encontró excepciones a nuestras políticas, procedimientos o cálculos.
La Directora Jeffries proporcionó detalles sobre lo siguiente:
- Ganancias de inversión
 - Servicios de atención directa,
 - Saldo del fondo – Fin de año
- Acción:** Fue movido por la Directora Schwartz, secundado por la Directora Jeffries para aprobar la Auditoría Anual para el Año que Finaliza 2021
Moción aprobada en la siguiente votación nominal. (5-0)

Director Salmon	Aye
Director Mroz	Aye
Director Schwartz	Aye
Director Jeffries.....	Aye
Director Ortiz.....	Aye

H. COMENTARIOS Y PUNTOS DE LOS MIEMBROS DE LA JUNTA PARA REUNIONES POSTERIORES

- H1. Otros temas de debate entre el Director y el personal
- H1a. Punto(s) para futuros órdenes del día de la Junta
- H1b. Anuncios de próximos eventos:
- **Entrenamiento de RCP solo con las manos (2 horas) - Lunes, 14 y 28 de Febrero** 1:00pm-3:00pm. Community Health & Wellness Center, 1636 E. Mission Rd., Fallbrook
 - **Pruebas PCR de COVID-19: una colaboración del Distrito de Salud Regional de Fallbrook y el Centro de Salud Familiar de Fallbrook** **Jueves, 2/17, 2/24, 3/3 y 3/10 de 8:30am-11:30am**
Centro Comunitario de Salud y Bienestar, 1636 E. Mission Rd., Fallbrook.
 - **Campaña de donación de sangre – Lunes, 21 de Febrero** 11:00am-4:00pm.
Centro Comunitario de Salud y Bienestar, 1636 E. Mission Rd., Fallbrook
 - **Día de los Presidentes - Feriado** distrital – Oficina cerrada el lunes 21 de febrero
 - **Reunión del Comité de Colaboración Comunitaria para la Salud y el Bienestar (CCH&W) – Tercer miércoles, 16 de Febrero** 10:30am-mediódía,
Centro Comunitario de Salud y Bienestar, 1636 E. Misión Rd., Fallbrook
 - **Reunión del Comité de Planificación Estratégica – Tercer Miércoles 16 de Febrero** 2:00pm, Reunión Virtual
 - **Reunión del Comité de Instalaciones – Tercer Miércoles 16 de Febrero** 5:00pm, Reunión Virtual
 - **Reunión del Comité de Participación Pública y del Gobierno – Cuarto Miércoles 23 de Febrero**, 5:30 p.m., Reunión virtual
 - **Reunión del Comité de Finanzas – Primer Miércoles 2 de Marzo** 4:30pm, Reunión Virtual
 - **Mujer de Bienestar – Pospuesta.**
- H2. **Próxima reunión ordinaria de la Junta – Segundo Miércoles 9 de Marzo**, 6:00pm, Reunión Virtual

I. APLAZAMIENTO

Al no haber más asuntos, se levanta la sesión a las 7:30 p.m.

Howard Salmon, Presidente

Secretario de la Junta/Secretario



ACTA
REUNIÓN ESPECIAL DE LA JUNTA/AUDIENCIA PÚBLICA
 Luné 14 de Febrero de 2022, 5:30 p.m.

De acuerdo con la Sección 54953 del Código de Gobierno de California, se utilizará la teleconferencia para esta reunión. Los miembros de la junta, el personal y los miembros del público pudieron participar por seminario web y los miembros del público también pudieron participar por teléfono.

A. CONVOCAR REUNIÓN AL ORDEN / PASE DE LISTA / ESTABLECER UN QUÓRUM / JURAMENTO DE LEALTAD

El presidente Howard Salmon llamó a la reunión al orden a las 5:30 pm y dirigió el Juramento de Lealtad. Asistentes: Directores Howard Salmon, Jennifer Jeffries, Barbara Mroz, Stephanie Ortiz y Kate Schwartz (nota: se unieron después de la aprobación de la agenda). La CEO Rachel Mason, el Asesor Legal Jeffrey Scott y la Consultora de la Corporación Nacional de Demografía Kay Vinson. Miembros del personal y asociados: Linda Bannerman, Judith Oswald, Theresa Geracitano, Tracy Rosalee, traductora de Tomedes. También asistieron miembros del público.

B. APROBACIÓN DEL ORDEN DEL DÍA

Acción: Fue movido por el Director Jeffries, secundado por el Director Mroz para aprobar la agenda tal como se presentó.

Moción aprobada en la siguiente votación nominal (4-0)

Director Salmon	Aye
Director Mroz	Aye
Director Ortiz	Aye
Director Jeffries	Aye
Director Schwartz	Absent

C. COMENTARIOS PÚBLICOS

Ninguno

D. PRESENTACIÓN

D1. Presentación por parte de la Corporación Nacional de Demografía y Audiencia Pública para la Redistribución de conformidad con el Código Electoral 22001. Kay Vinton de National Demographics Corporation (NDC) presentó los dos mapas con un resumen de los cambios en la demografía. Los miembros del público proporcionaron comentarios sobre la información demográfica; El presidente Howard Salmon indicó que sería prudente que la NDC reevaluara los datos utilizados.

E. APLAZAMIENTO

Al no haber más asuntos, se levanta la sesión a las 6:29 p.m.

Howard Salmon, Presidente

Secretario de la Junta/Secretario



**ACTA
COMITÉ DE INSTALACIONES**

Miércoles 16 de Febrero de 2021 a las 5:00 p.m.

De acuerdo con la Sección 54953 del Código de Gobierno de California, se utilizó la teleconferencia para esta reunión. Los miembros de la junta, el personal y los miembros del público pudieron participar por seminario web y los miembros del público también pudieron participar por teléfono

1. Llamada a pedido/Pase nominal
La presidenta del comité, Barbara Mroz, llamó al orden a la sesión a las 5:04 p. m.
Asistieron: Los miembros del comité Barbara Mroz y Stephanie Ortiz. La CEO Rachel Mason, la Asistente Ejecutiva Linda Bannerman, la Administradora del Centro de Bienestar Theresa Geracitano, la Oficial Administrativa Judith Oswald, el Administrador de propiedades Roy Moosa y miembros del público.
2. Comentarios públicos
Ninguno.
3. Temas de discusión
 - a. Propuestas de pavimentación para estacionamiento en 138 S. Brandon Rd.
La CEO Rachel Mason indicó que el consultor Rob Holmes se ha reunido con tres proveedores diferentes y ha solicitado ofertas que proporcionen el mismo alcance de trabajo; los cuales fueron presentados como tales: Eagle Paving \$16,824.00; LC Paving \$22,330.62; Peters Paving \$19,853.40. El consultor Rob Holmes indicó que todos tienen las credenciales apropiadas.
Recomendación: El Comité de Instalaciones recomendó incluir la propuesta de Eagle Paving en la agenda de la reunión ordinaria de la Junta Directiva de marzo .
4. Actualización del administrador del centro de bienestar
La administradora del Centro de Bienestar, Theresa Geracitano, informó que se ha localizado un contratista para eliminar la pintura de la cancha de baloncesto, Estimación pendiente.
5. Actualización del Administrador de propiedades
El administrador de la propiedad Roy Moosa actualizó el letrero del monumento planeado para la propiedad de Brandon. El condado indicó que el área planificada está en la servidumbre del condado, lo que requeriría un permiso del departamento de energía y agua. Se considerarán más ideas sobre la colocación.

6. Observaciones de la Junta y futuros temas del programa

La directora ejecutiva Rachel Mason comentó que de acuerdo con la evaluación de la condición de la propiedad, no debería haber trabajo adicional en las instalaciones de Brandon.

7. Aplazamiento

Al no haber más asuntos, se levanta la sesión a las 5:32 p.m.

Barbara Mroz, Presidenta del Comité

Secretaria de la Junta/Secretaria

DRAFT



**ACTA
COMITÉ DE PARTICIPACIÓN GUBERNAMENTAL/PÚBLICA**

Miércoles 23 de Febrero de 2022 a las 5:30 p.m.

De acuerdo con la Sección 54953 del Código de Gobierno de California, se utilizó la teleconferencia para esta reunión. Los miembros de la junta, el personal y los miembros del público pudieron participar por seminario web y los miembros del público también pudieron participar por teléfono

1. Llamada a pedido/Pase nominal

La presidenta del comité, Kate Schwartz, declaró abierta la sesión a las 5:35 p.m.

Asistentes: Los miembros del comité Kate Schwartz y Howard Salmon, la CEO Rachel Mason, la Asistente Ejecutiva Linda Bannerman, la Administradora del Centro de Bienestar Theresa Geracitano, la Oficial Administrativa Judith Oswald y el Especialista en Alcance Público / Comunicaciones Dani Vargas

2. Comentarios públicos

Ninguno

3. Temas de discusión

a. Gobierno

i. Nacional

ii. Estado

iii. Actualizaciones del Condado de San Diego y Live Well

El presidente del comité Schwartz proporcionó una breve descripción de las pautas del condado, del estado y nacionales.

b. Participación pública

Resumen proporcionado por la administradora del Centro de Bienestar Theresa Geracitano.

Hay varios eventos que se llevan a cabo en el Centro Comunitario de Salud y Bienestar: campaña de blood drive, capacitación en RCP, grupos de apoyo y la casa abierta de Michelle's Place. La CEO Rachel Mason actualizó al comité sobre las conversaciones en curso con los Programas de Prevención de la Diabetes y el programa de Primeros Auxilios de Salud Mental. Dani Vargas, especialista en divulgación pública y comunicaciones, compartió información sobre publicaciones de colaboración en las redes sociales que brindan un mayor alcance y participación pública.

i. Actualizaciones de COVID-19

ii. Consideraciones presupuestarias para el presupuesto del año fiscal 2022-2023

La CEO Rachel Mason preguntó sobre los requisitos presupuestarios de este comité para el año fiscal 2022-2023 fuera de los artículos promocionales anticipados.

c. Revisión de las metas y objetivos del Gobierno de Distrito y del Comité de Participación Pública

La CEO Rachel Mason resumió los hallazgos sobre cómo otros distritos de atención médica utilizan comités como nuestro Gobierno de Distrito y el Comité de Participación Pública. Hay poco consenso entre los distritos, esto brinda la oportunidad para que el comité defina los

objetivos que mejor se adapten a las necesidades del distrito. El director Howard Salmon recomendó:

- Apoyar u oponerse a los proyectos de ley en la legislatura que afectan a los distritos de atención médica
- Reuniones públicas trimestrales
- Encuentre métricas para determinar la conciencia pública de los eventos del distrito

4. Comentarios de la Junta y futuros puntos del orden del día

La Presidenta Schwartz comentó que los requisitos exigidos por el gobierno, como los mapas de redistribución, pueden considerarse primero en este comité.

La Presidenta Schwartz también le gustaría que el distrito conociera los métodos de prestación de servicios en el desarrollo del Centro Comunitario de Salud y Bienestar.

5. Aplazamiento

Al no haber más asuntos, se levantó la sesión a las 6:42 p.m.

Kate Schwartz, Presidenta del Comité

Secretario de la Junta/Secretario

RESOLUTION NO. 444

**RESOLUTION OF THE BOARD OF DIRECTORS OF
FALLBROOK REGIONAL HEALTH DISTRICT RE-RATIFYING
THE STATE OF EMERGENCY AND RE-AUTHORIZING
REMOTE TELECONFERENCE MEETINGS**

WHEREAS, Fallbrook Regional Health District (“District”) is committed to preserving and fostering access and participation in meetings of its Board of Directors; and

WHEREAS, Government Code section 54953(e) makes provisions for remote teleconferencing participation in meetings by members of a legislative body without compliance with the requirements of Government Code section 54953(b)(3), subject to the existence of certain emergency conditions; and

WHEREAS, a required condition is that a state of emergency is declared by the Governor pursuant to Government Code section 8625, proclaiming the existence of conditions of disaster or of extreme peril to the safety of persons and property within the state caused by conditions as described in Government Code section 8558; and

WHEREAS, a proclamation is made when there is an actual incident, threat of disaster, or extreme peril to the safety of persons and property within the jurisdictions that are within the District’s boundaries, caused by natural, technological, or human-caused disasters; and

WHEREAS, it is further required that state or local officials have imposed or recommended measures to promote vaccines, masking, and social distancing, and that meeting in person at the hospital would present imminent risks to the health and safety of attendees; and

WHEREAS, the Board of Directors previously adopted Resolution No. 437 on October 13, 2021, finding that the requisite conditions exist for the Board of Directors of the District to conduct remote teleconference meetings without compliance with paragraph (3) of subdivision (b) of Government Code section 54953; and

WHEREAS, as a condition of extending the use of the provisions found in Government Code section 54953(e), the Board of Directors must reconsider the circumstances of the state of emergency that exists in the District, and the Board of Directors has done so; and

WHEREAS, emergency conditions persist in the District and vaccine compliance, masking, and social distancing measures are required to be followed for the continued health and safety of the staff, Board, and public; and

WHEREAS, as a consequence of the local emergency persisting, the Board of Directors does hereby find that the District shall conduct its meetings without compliance with paragraph (3) of subdivision (b) of Government Code section 54953, as authorized by Government Code section 54953(e), and that such meetings shall comply with the requirements to provide the public with access to the meetings as prescribed in Government Code section 54953(e);

THEREFORE, BE IT RESOLVED by the Fallbrook Regional Health District Board of Directors as follows:

Section 1: Recitals. The Recitals set forth above are true and correct and are incorporated into this Resolution by this reference.

Section 2: Affirmation that a Local Emergency Persists. The Board of Directors hereby considers the conditions of the state of emergency in the District and proclaims that a local emergency persists throughout the District.

Section 3: Re-Ratification of the Governor’s Proclamation of a State of Emergency. The Board hereby ratifies the Governor’s Proclamation of a State of Emergency.

Section 4. Remote Teleconference Meetings. The District’s Chief Executive Officer is hereby authorized and directed to take all actions necessary to carry out the intent and purpose of this resolution, including conducting open and public meetings in accordance with Government Code section 54953(e) and other applicable provisions of the Ralph M. Brown Act.

PASSED AND ADOPTED at a regular meeting of the Board of Directors of Fallbrook Regional Health District held on March 9, 2022, by the following roll call vote:

AYES: Directors _____
NOES: Directors _____
ABSTAIN: Directors _____
ABSENT: Directors _____

Howard Salmon, Chairman
Board of Directors

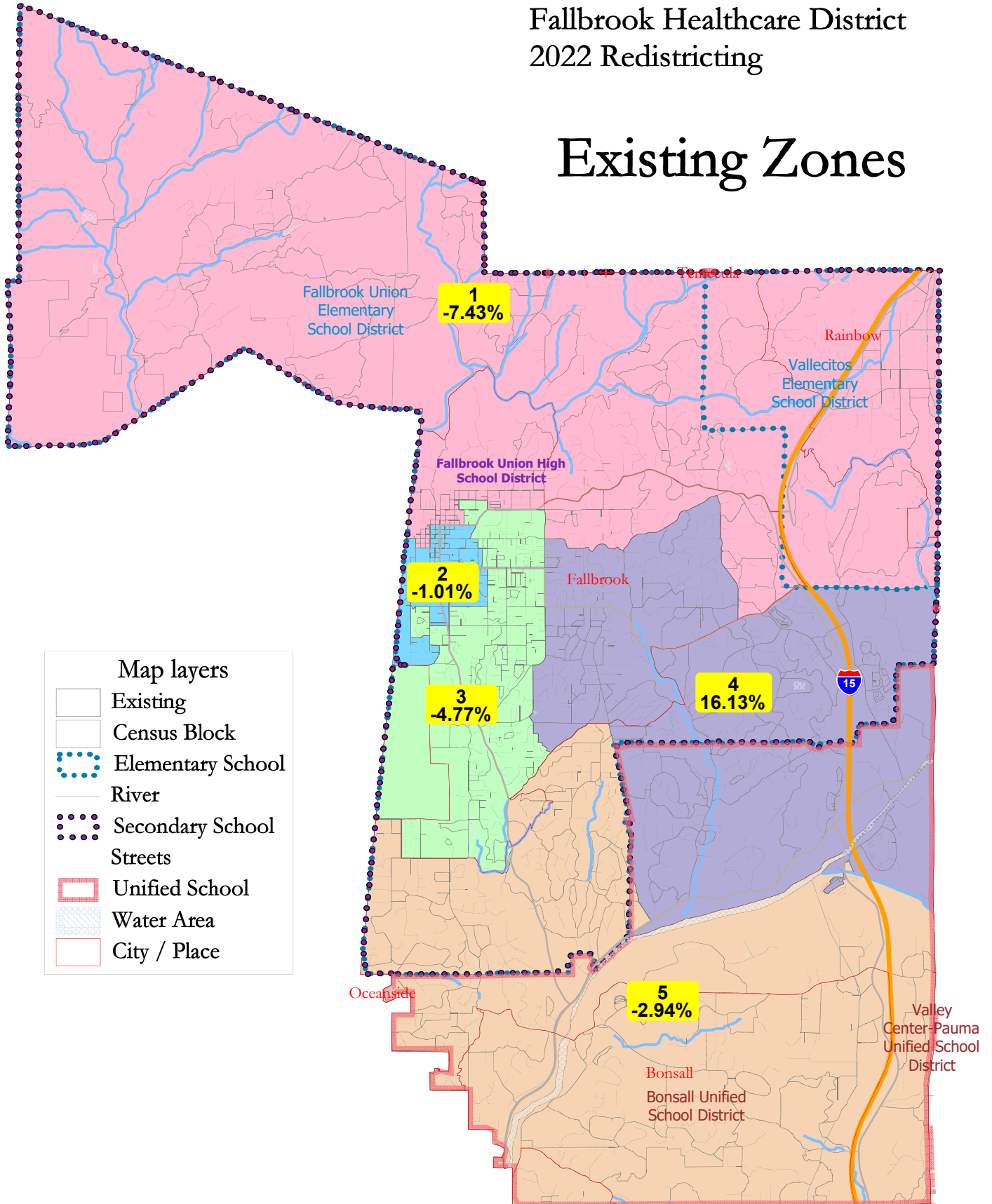
ATTEST:

Kate Schwartz-Frates, Secretary
Board of Directors

AUDIENCIA PÚBLICA RELATIVA A LA REDISTRITACIÓN

Fallbrook Healthcare District 2022 Redistricting

Existing Zones



- Map layers**
- Existing
 - Census Block
 - Elementary School
 - River
 - Secondary School
 - Streets
 - Unified School
 - Water Area
 - City / Place

©2021 CALIPER

Existing Zones Rebuild							
District		1	2	3	4	5	Total
	Total Pop	10,431	11,154	10,731	13,086	10,937	56,339
	Deviation from ideal	-837	-114	-537	1,818	-331	2,655
	% Deviation	-7.43%	-1.01%	-4.77%	16.13%	-2.94%	23.56%
Total Pop	% Hisp	39.6%	73%	41%	22%	20%	39%
	% NH White	51%	20%	50%	65%	69%	51%
	% NH Black	1%	2%	2%	2%	2%	2%
	% Asian-American	4%	2%	4%	7%	6%	5%
Citizen Voting Age Pop	Total	6,805	5,273	7,827	9,124	8,449	37,478
	% Hisp	25%	54%	28%	15%	16%	25%
	% NH White	69%	38%	64%	76%	77%	67%
	% NH Black	2%	5%	2%	2%	2%	2%
	% Asian/Pac.Isl.	3%	2%	5%	7%	5%	5%
Voter Registration (Nov 2020)	Total	6,436	3,831	6,529	9,697	8,085	34,578
	% Latino est.	25%	54%	26%	14%	12%	22%
	% Spanish-Surnamed	23%	49%	23%	13%	11%	20%
	% Asian-Surnamed	1%	1%	1%	2%	2%	2%
	% Filipino-Surnamed	1%	2%	1%	2%	1%	1%
	% NH White est.	72%	44%	73%	81%	83%	74%
	% NH Black	2%	4%	2%	2%	2%	2%
Voter Turnout (Nov 2020)	Total	5,391	2,779	5,493	8,594	7,118	29,375
	% Latino est.	21%	51%	23%	13%	11%	20%
	% Spanish-Surnamed	20%	47%	21%	13%	10%	18%
	% Asian-Surnamed	1%	1%	1%	2%	2%	2%
	% Filipino-Surnamed	1%	1%	1%	1%	1%	1%
	% NH White est.	75%	47%	76%	82%	84%	77%
	% NH Black	2%	4%	2%	2%	2%	2%
Voter Turnout (Nov 2018)	Total	4,120	1,742	4,039	6,137	5,528	21,566
	% Latino est.	17%	43%	17%	10%	9%	15%
	% Spanish-Surnamed	16%	39%	16%	9%	9%	14%
	% Asian-Surnamed	1%	0%	1%	1%	2%	1%
	% Filipino-Surnamed	1%	1%	1%	1%	1%	1%
	% NH White est.	80%	53%	81%	86%	86%	81%
	% NH Black est.	2%	3%	2%	2%	2%	2%
ACS Pop. Est.	Total	9,072	10,596	11,031	11,689	11,152	53,540
Age	age0-19	21%	32%	25%	20%	24%	24%
	age20-60	48%	55%	49%	45%	45%	48%
	age60plus	32%	13%	26%	35%	31%	28%
Immigration	immigrants	17%	28%	23%	15%	17%	20%
	naturalized	58%	44%	47%	67%	71%	55%
Language spoken at home	english	75%	43%	69%	79%	84%	70%
	spanish	20%	55%	28%	14%	11%	25%
	asian-lang	2%	0%	1%	3%	3%	2%
	other lang	3%	1%	2%	4%	2%	2%
Language Fluency	Speaks Eng. "Less than Very Well"	8%	27%	9%	7%	4%	11%
Education (among those age 25+)	hs-grad	48%	48%	50%	42%	39%	45%
	bachelor	19%	12%	20%	23%	27%	21%
	graduatedegree	11%	2%	8%	17%	17%	12%
Child in Household	child-under18	26%	44%	33%	25%	31%	31%
Pct of Pop. Age 16+	employed	55%	64%	57%	57%	55%	58%
Household Income	income 0-25k	15%	19%	14%	10%	10%	13%
	income 25-50k	21%	32%	22%	12%	13%	20%
	income 50-75k	17%	21%	20%	15%	13%	17%
	income 75-200k	39%	27%	39%	49%	45%	41%
	income 200k-plus	8%	1%	5%	14%	19%	10%
Housing Stats	single family	88%	46%	80%	98%	93%	83%
	multi-family	12%	54%	20%	2%	7%	17%
	rented	29%	65%	32%	17%	23%	32%
	owned	71%	35%	68%	83%	77%	68%

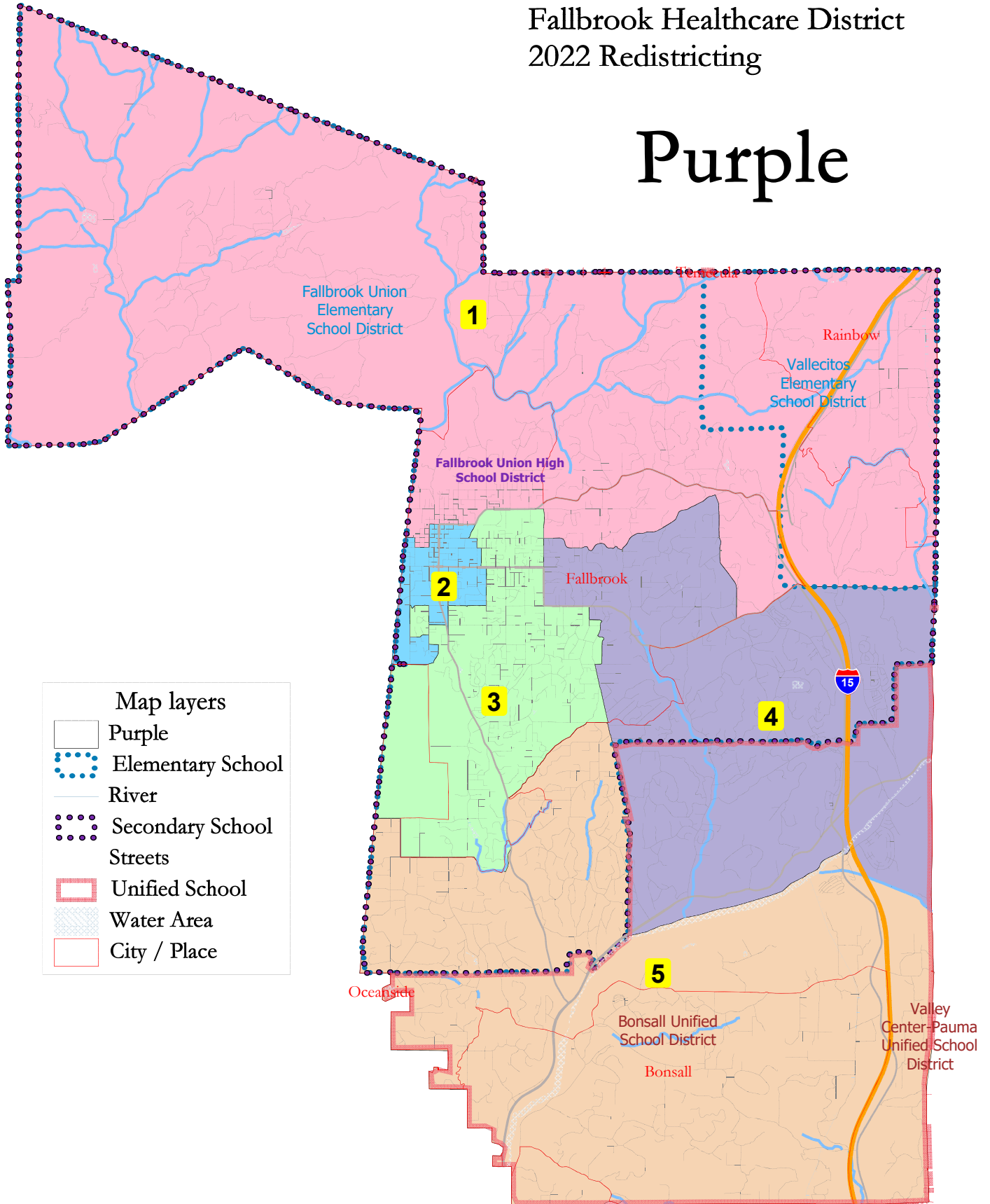
Total population data from the 2020 Decennial Census.

Surname-based Voter Registration and Turnout data from the California Statewide Database.

Latino voter registration and turnout data are Spanish-surname counts adjusted using Census Population Department undercount estimates. NH White and NH Black registration and turnout counts estimated by NDC. Citizen Voting Age Pop., Age, Immigration, and other demographics from the 2015-2019 American Community Survey and Special Tabulation 5-year data.

Fallbrook Healthcare District 2022 Redistricting

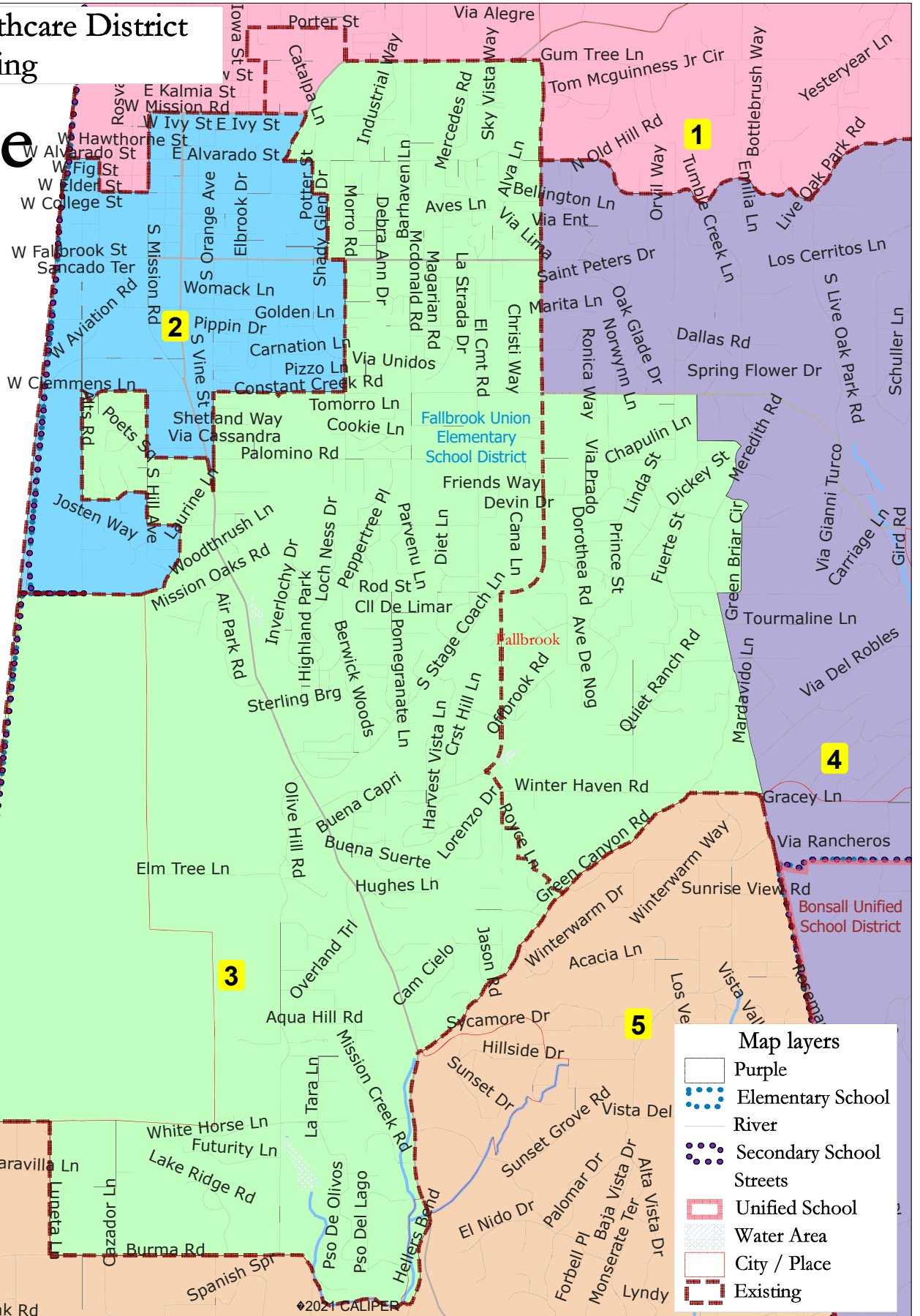
Purple



©2021 CALIPER

Fallbrook Healthcare District
2022 Redistricting

Purple



Purple Rebuild

District		1	2	3	4	5	Total
	Total Pop	10,966	11,154	11,536	11,697	10,986	56,339
	Deviation from ideal	-302	-114	268	429	-282	731
	% Deviation	-2.68%	-1.01%	2.38%	3.81%	-2.50%	6.49%
Total Pop	% Hisp	41.0%	73%	37%	22%	20%	39%
	% NH White	50%	20%	53%	64%	69%	51%
	% NH Black	1%	2%	2%	2%	2%	2%
	% Asian-American	4%	2%	4%	8%	5%	5%
Citizen Voting Age Pop	Total	7,184	5,273	8,654	7,873	8,494	37,478
	% Hisp	26%	54%	27%	14%	16%	25%
	% NH White	67%	38%	66%	76%	77%	67%
	% NH Black	2%	5%	2%	2%	2%	2%
	% Asian/Pac.Isl.	3%	2%	5%	7%	5%	5%
Voter Registration (Nov 2020)	Total	6,710	3,831	7,315	8,420	8,302	34,578
	% Latino est.	26%	54%	23%	15%	12%	22%
	% Spanish-Surnamed	24%	49%	21%	14%	11%	20%
	% Asian-Surnamed	1%	1%	1%	2%	2%	2%
	% Filipino-Surnamed	1%	2%	1%	2%	1%	1%
	% NH White est.	71%	44%	75%	80%	84%	74%
	% NH Black	2%	4%	1%	2%	2%	2%
Voter Turnout (Nov 2020)	Total	5,597	2,779	6,218	7,458	7,323	29,375
	% Latino est.	22%	51%	20%	14%	11%	20%
	% Spanish-Surnamed	20%	47%	19%	13%	10%	18%
	% Asian-Surnamed	1%	1%	1%	2%	2%	2%
	% Filipino-Surnamed	1%	1%	1%	2%	1%	1%
	% NH White est.	75%	47%	78%	81%	85%	77%
	% NH Black	2%	4%	1%	2%	2%	2%
Voter Turnout (Nov 2018)	Total	4,269	1,742	4,653	5,218	5,684	21,566
	% Latino est.	17%	43%	15%	10%	9%	15%
	% Spanish-Surnamed	16%	39%	14%	9%	8%	14%
	% Asian-Surnamed	1%	0%	1%	1%	2%	1%
	% Filipino-Surnamed	1%	1%	0%	1%	1%	1%
	% NH White est.	79%	53%	83%	86%	87%	81%
	% NH Black est.	1%	3%	1%	2%	2%	2%
ACS Pop. Est.	Total	9,732	10,596	11,914	10,143	11,155	53,540
Age	age0-19	22%	32%	24%	20%	24%	24%
	age20-60	48%	55%	48%	45%	45%	48%
	age60plus	30%	13%	28%	35%	31%	28%
Immigration	immigrants	17%	28%	22%	15%	17%	20%
	naturalized	58%	44%	48%	65%	71%	55%
Language spoken at home	english	73%	43%	71%	78%	84%	70%
	spanish	22%	55%	25%	14%	11%	25%
	asian-lang	2%	0%	1%	4%	3%	2%
	other lang	3%	1%	2%	4%	2%	2%
Language Fluency	Speaks Eng. "Less than Very Well"	9%	27%	8%	7%	4%	11%
Education (among those age 25+)	hs-grad	48%	48%	50%	42%	39%	45%
	bachelor	18%	12%	20%	24%	27%	21%
	graduatedegree	11%	2%	9%	17%	17%	12%
Child in Household	child-under18	27%	44%	32%	25%	30%	31%
Pct of Pop. Age 16+	employed	55%	64%	56%	58%	55%	58%
Household Income	income 0-25k	16%	19%	12%	11%	10%	13%
	income 25-50k	22%	32%	20%	12%	14%	20%
	income 50-75k	16%	21%	20%	14%	13%	17%
	income 75-200k	39%	27%	41%	49%	45%	41%
	income 200k-plus	7%	1%	6%	14%	19%	10%
Housing Stats	single family	87%	46%	83%	98%	93%	83%
	multi-family	13%	54%	17%	2%	7%	17%
	rented	31%	65%	27%	18%	22%	32%
	owned	69%	35%	73%	82%	78%	68%

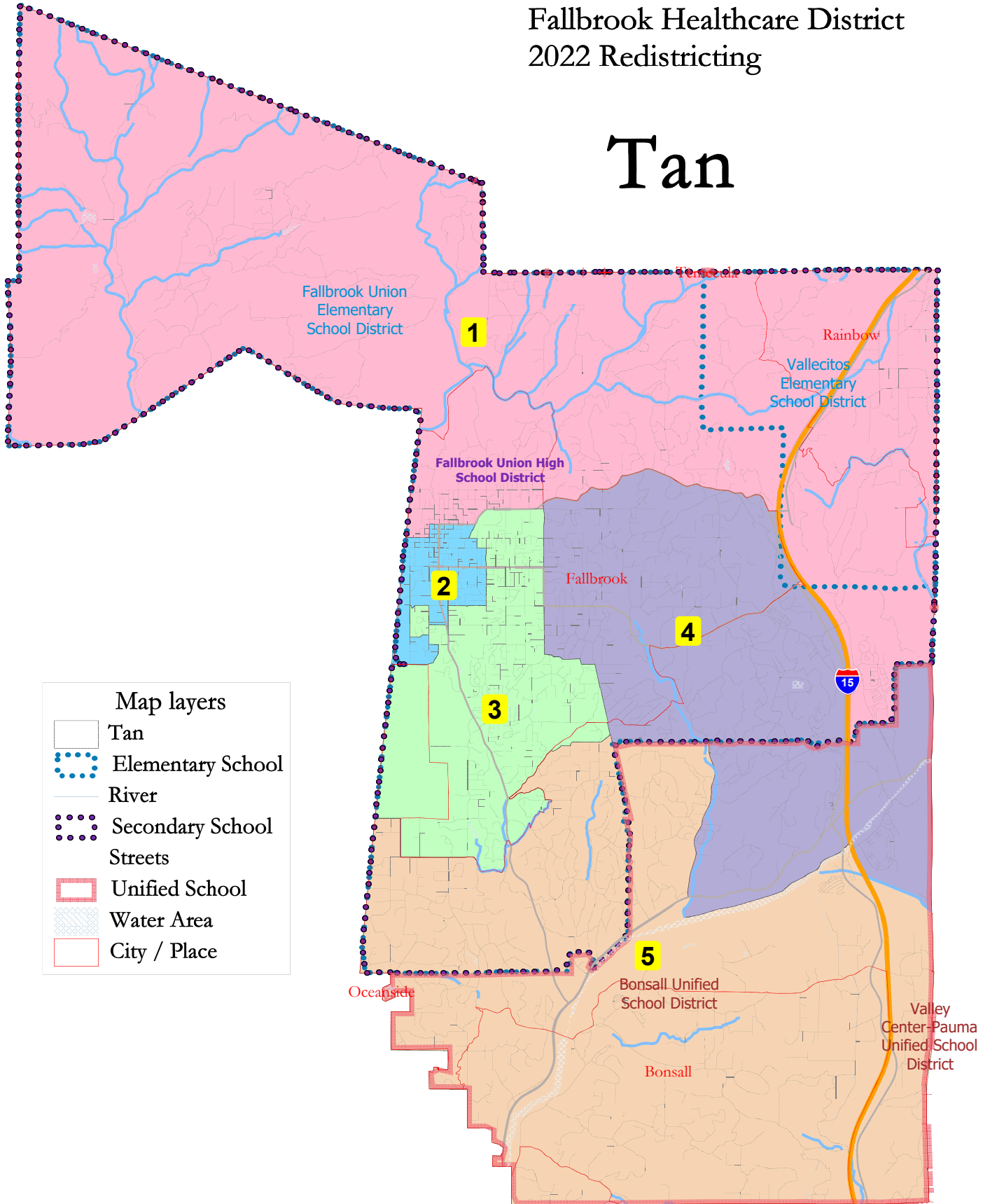
Total population data from the 2020 Decennial Census.

Surname-based Voter Registration and Turnout data from the California Statewide Database.

Latino voter registration and turnout data are Spanish-surname counts adjusted using Census Population Department undercount estimates. NH White and NH Black registration and turnout counts estimated by NDC. Citizen Voting Age Pop., Age, Immigration, and other demographics from the 2015-2019 American Community Survey and Special Tabulation 5-year data.

Fallbrook Healthcare District 2022 Redistricting

Tan



Map layers	
	Tan
	Elementary School
	River
	Secondary School
	Streets
	Unified School
	Water Area
	City / Place

©2021 CALIPER

Tan Rebuild							
District		1	2	3	4	5	Total
	Total Pop	11,161	11,429	11,116	11,011	11,622	56,339
	Deviation from ideal	-107	161	-152	-257	354	611
	% Deviation	-0.95%	1.43%	-1.35%	-2.28%	3.14%	5.42%
Total Pop	% Hisp	41.6%	73%	37%	22%	19%	39%
	% NH White	47%	21%	53%	66%	70%	51%
	% NH Black	2%	2%	2%	2%	2%	2%
	% Asian-American	5%	2%	4%	6%	6%	5%
Citizen Voting Age Pop	Total	6,747	5,475	8,211	8,169	8,876	37,478
	% Hisp	28%	52%	26%	14%	15%	25%
	% NH White	65%	39%	66%	77%	77%	67%
	% NH Black	2%	5%	2%	2%	2%	2%
	% Asian/Pac.Isl.	3%	2%	5%	6%	5%	5%
Voter Registration (Nov 2020)	Total	6,624	3,983	7,000	8,037	8,934	34,578
	% Latino est.	27%	53%	23%	14%	11%	22%
	% Spanish-Surnamed	25%	48%	21%	13%	10%	20%
	% Asian-Surnamed	2%	1%	1%	2%	2%	2%
	% Filipino-Surnamed	1%	2%	1%	1%	1%	1%
	% NH White est.	68%	44%	75%	82%	84%	74%
	% NH Black	2%	4%	1%	2%	2%	2%
Voter Turnout (Nov 2020)	Total	5,523	2,895	5,960	7,084	7,913	29,375
	% Latino est.	24%	50%	21%	13%	10%	20%
	% Spanish-Surnamed	22%	46%	19%	12%	10%	18%
	% Asian-Surnamed	2%	1%	1%	2%	2%	2%
	% Filipino-Surnamed	1%	1%	1%	1%	1%	1%
	% NH White est.	71%	47%	78%	83%	85%	77%
	% NH Black	2%	4%	1%	2%	2%	2%
Voter Turnout (Nov 2018)	Total	3,688	1,828	4,428	5,419	6,203	21,566
	% Latino est.	19%	42%	15%	10%	8%	15%
	% Spanish-Surnamed	18%	39%	14%	10%	8%	14%
	% Asian-Surnamed	1%	0%	1%	2%	2%	1%
	% Filipino-Surnamed	1%	1%	0%	1%	1%	1%
	% NH White est.	77%	54%	82%	86%	87%	81%
	% NH Black est.	2%	3%	1%	1%	2%	2%
ACS Pop. Est.	Total	9,294	10,848	11,345	10,469	11,584	53,540
Age	age0-19	22%	32%	24%	20%	23%	24%
	age20-60	50%	55%	48%	44%	44%	48%
	age60plus	28%	13%	28%	36%	32%	28%
Immigration	immigrants	19%	28%	23%	13%	17%	20%
	naturalized	59%	44%	48%	66%	71%	55%
Language spoken at home	english	70%	44%	71%	80%	84%	70%
	spanish	25%	55%	26%	12%	11%	25%
	asian-lang	3%	0%	1%	3%	3%	2%
	other lang	2%	1%	2%	5%	2%	2%
Language Fluency	Speaks Eng. "Less than Very Well"	9%	27%	8%	7%	5%	11%
Education (among those age 25+)	hs-grad	46%	48%	50%	45%	39%	45%
	bachelor	18%	12%	21%	23%	27%	21%
	graduatedegree	10%	3%	9%	17%	18%	12%
Child in Household	child-under18	27%	44%	32%	26%	29%	31%
Pct of Pop. Age 16+	employed	57%	64%	56%	56%	55%	58%
Household Income	income 0-25k	16%	19%	13%	9%	11%	13%
	income 25-50k	23%	32%	21%	12%	13%	20%
	income 50-75k	16%	21%	20%	14%	13%	17%
	income 75-200k	38%	27%	41%	51%	45%	41%
	income 200k-plus	8%	1%	6%	14%	18%	10%
Housing Stats	single family	87%	46%	83%	99%	94%	83%
	multi-family	13%	54%	17%	1%	6%	17%
	rented	33%	65%	28%	16%	22%	32%
	owned	67%	35%	72%	84%	78%	68%

Total population data from the 2020 Decennial Census.

Surname-based Voter Registration and Turnout data from the California Statewide Database.

Latino voter registration and turnout data are Spanish-surname counts adjusted using Census Population Department undercount estimates. NH White and NH Black registration and turnout counts estimated by NDC. Citizen Voting Age Pop., Age, Immigration, and other demographics from the 2015-2019 American Community Survey and Special Tabulation 5-year data.

RESOLUTION NO. 443

**RESOLUTION OF THE BOARD OF DIRECTORS OF THE
FALLBROOK REGIONAL HEALTH DISTRICT COMPLYING
WITH THE DECENNIAL REDISTRICTING REQUIREMENTS**

WHEREAS, FALLBROOK REGIONAL HEALTH DISTRICT (“District”) is a California healthcare district duly organized and existing under the laws of the State of California, particularly the Local Health Care District Law, constituting Division 23 of the Health and Safety Code of the State of California and, more particularly, Health and Safety Code sections 32000 et seq.; and

WHEREAS, California has enacted the Fair Maps Act (Elect. Code, § 21000 et seq.) which prescribes the local agency process for decennial redistricting. Pursuant to the Fair Maps Act, Regular districts must review their census data and conduct a public hearing on redistricting; and

WHEREAS, at a Special meeting on February 14, 2022, the Board of Directors held a duly noticed public hearing notice of which was published in a local newspaper and on the District website. The purpose of the public hearing was to explain the zone mapping process, compliance with the Fair Maps Act, and decennial redistricting. At the public hearing, the District Board provided an opportunity for input from the community and discussed the changes in population and demographics in the District from 2010 to 2020; and

WHEREAS, at a Special meeting on March 5, 2022, the Board held a second duly noticed public hearing, notice of which was published on the District website. The purpose of the public hearing was to hear input from the public and Board of Directors related to the adoption of a District boundary map. At said hearing, the District Board specifically discussed two new maps and proposed zone boundaries; and

WHEREAS, at a Regular meeting on March 9, 2022, District Board held a third duly noticed public hearing, notice of which was published on the District website. The purpose of the public hearing was to hear input from the public and Board of Directors related to the adoption of a new District boundary map. At said hearing, the District Board specifically discussed two proposed Maps and considered adopting one of the maps with new zone boundaries; and

WHEREAS, the purpose of this resolution is to comply with the Fair Maps Act and the decennial redistricting requirements by maintaining the boundaries of the proposed map that divides the District into five (5) zones as reflected in the Exhibit “A” Map; and

WHEREAS, in adopting the Exhibit “A” Map, the Board of Directors intends to and does provide for representation in accordance with demographics, including population, and geographic factors of the entire area of the healthcare district in accordance with Health and Safety Code section 32100.1 and Election Code section 21000 et seq.

NOW, THEREFORE, this Board of Directors of the Fallbrook Regional Health District does hereby resolve:

Section 1. The foregoing recitals are true and correct.

Section 2. Fallbrook Regional Health District is hereby divided into five (5) consecutively numbered zones and the boundaries of the zones are more particularly described in the attached Exhibit "A" Map. Exhibit "A" also shows the zone numbers assigned to each zone, from one (1) through five (5).

Section 3. At the November 2022 General Election, three members of the District Board of Directors shall be elected on a by-zone basis from the three (3) odd-numbered, single-member zones (specifically, Zones 1, 3, and 5 as such zones may be amended), and every four (4) years thereafter. At the General Election in November 2024, two members of the District Board of Directors shall be elected from the two (2) even-numbered, single-member zones (specifically, Zones 2 and 4 as such zones may be amended), and every four (4) years thereafter.

Section 4. Any member of the Board of Directors elected to represent a District zone must be a resident of the zone from which he or she is elected for thirty (30) days preceding the date of the election and must be a registered voter in that zone, and any candidate for the Fallbrook Regional Health District Board of Directors must reside in and be a registered voter in the zone in which he or she seeks election at the time nomination papers are issued pursuant to Health and Safety Code section 32100.1.

Section 5. Termination of residency in a zone by a member of the Board of Directors shall create an immediate vacancy for that zone unless a substitute residence within the zone is established within thirty (30) days after the termination of residency.

Section 6. Any vacancy upon the Board shall be filled by appointment by a majority of the remaining members of the Board of Directors consistent with Health and Safety Code section 32100.1. The person appointed to fill the vacancy must reside within the zone left unrepresented on the Board of Directors. Any person appointed to fill the vacancy shall hold office in accordance with Government Code section 1780.

Section 7. The Fallbrook Regional Health District Board of Directors' Board Secretary or designee shall maintain a map of the District showing the current boundaries and zone numbers of each District zone as may be established and amended from time to time by resolution of the Board of Directors.

Section 8. If necessary to facilitate the implementation of this resolution, the Chief Executive Officer is authorized to make technical adjustments to the District boundaries that do not substantively affect the populations in the zones, the demographics in the zones, eligibility of candidates, the residence of elected officials within any zone, and that do not

contradict the intent or terms of the California Voting Rights Act of 2001. The Chief Executive Officer shall consult with the Board Chair and the District’s General Counsel concerning any technical adjustments deemed necessary and shall advise the Board of Directors of any such adjustments required in the implementation of the zones.

Section 9. To the extent the terms and provisions of this resolution may be inconsistent or in conflict with the terms or conditions of any prior District resolution, motion, rule, regulation, or bylaw governing the same subject, the terms of this resolution shall prevail with respect to the subject matter thereof.

Section 10. In interpreting this resolution or resolving any ambiguity, this resolution shall be interpreted in a manner that effectively accomplishes its stated purpose.

Section 11. This resolution shall take effect immediately upon its adoption.

ADOPTED, PASSED, AND APPROVED this 9th day of March, 2022, at a Regular meeting of the Board of Directors of Fallbrook Regional Health District, at which a quorum was present and acting throughout, by the following roll call vote:

AYES: _____
NOES: _____
ABSENT: _____
ABSTAIN: _____

Howard Salmon, Chairman
Board of Directors

ATTEST:

Kate Schwartz-Frates, Secretary
Board of Directors

INFORMES/POSIBLES ACCIONES

INFORMES/POSIBLES MEDIDAS
Comité de Finanzas

Fallbrook Regional Health District
REPORT 1 - BALANCE SHEET COMPARISON
Comparison of January 2022 to December 2021

	Jan 31, 22	Dec 31, 21	\$ Change
ASSETS			
Current Assets			
Checking/Savings			
102.3 · Cash in Bank - Pacific Western	991,118.07	802,920.95	188,197.12
102.6 · Cash in Bank - LAIF	1,946,666.31	1,945,546.27	1,120.04
102.9 · Cash in Bank - CalTRUST	5,736,034.20	5,773,389.23	-37,355.03
102.10 · Petty Cash	168.84	168.84	0.00
Total Checking/Savings	8,673,987.42	8,522,025.29	151,962.13
Other Current Assets			
104 · Prepaid Insurance	11,208.37	13,891.77	-2,683.40
107 · Tax Apportionment Receivable	88,000.51	349,223.80	-261,223.29
110 · Reimbursement Rec'ble - CIF	21,387.98	-118.45	21,506.43
Total Other Current Assets	120,596.86	362,997.12	-242,400.26
Total Current Assets	8,794,584.28	8,885,022.41	-90,438.13
Fixed Assets			
121 · Equipment	64,986.31	64,986.31	0.00
121.2 · Equipment Depreciation	-41,860.96	-41,196.64	-664.32
122.0 · Assets			
122.01 · S. Brandon Road	161,578.00	161,578.00	0.00
122.011 · S. Brandon Road Improvements	223,424.76	223,424.76	0.00
122.012 · S. Brandon Road Land	129,662.00	129,662.00	0.00
122.02 · E. Mission Road	1,441,539.86	1,441,539.86	0.00
122.021 · E. Mission Road Improvements	269,087.20	269,087.20	0.00
122.022 · E. Mission Road Land	360,629.00	360,629.00	0.00
122.04 · Accum Depr - All Buildings	-170,883.22	-166,749.63	-4,133.59
Total 122.0 · Assets	2,415,037.60	2,419,171.19	-4,133.59
Total Fixed Assets	2,438,162.95	2,442,960.86	-4,797.91
Other Assets			
130 · Note Receivable - East Alvarado	487,500.00	487,500.00	0.00
Total Other Assets	487,500.00	487,500.00	0.00
TOTAL ASSETS	<u>11,720,247.23</u>	<u>11,815,483.27</u>	<u>-95,236.04</u>
LIABILITIES & EQUITY			
Liabilities			
Current Liabilities			
Accounts Payable			
140 · Accounts Payable	2,851.19	9,977.32	-7,126.13
Total Accounts Payable	2,851.19	9,977.32	-7,126.13
Other Current Liabilities			
203 - Accrued Payroll	13,248.99	14,203.56	-954.57
204 · Accrued Vacation & Sick Leave	29,647.51	29,647.51	0.00
211 · Payroll Taxes Payable	5,108.95	5,492.45	-383.50
213 · Simple Plan Payable	3,635.76	0.00	3,635.76
Total Other Current Liabilities	51,641.21	49,343.52	2,297.69
Total Current Liabilities	54,492.40	59,320.84	-4,828.44
Total Liabilities	54,492.40	59,320.84	-4,828.44
Equity			
302.2 · Community Investment Funds	9,202,578.12	9,202,578.12	0.00
300 · Unrestricted Operations Fund	2,386,975.78	2,386,975.78	0.00
32000 · Retained Earnings	-110,517.37	-110,517.37	0.00
Net Income	186,718.30	277,125.90	-90,407.60
Total Equity	11,665,754.83	11,756,162.43	-90,407.60

Fallbrook Regional Health District
REPORT 1 - BALANCE SHEET COMPARISON

Comparison of January 2022 to December 2021

	<u>Jan 31, 22</u>	<u>Dec 31, 21</u>	<u>\$ Change</u>
TOTAL LIABILITIES & EQUITY	<u>11,720,247.23</u>	<u>11,815,483.27</u>	<u>-95,236.04</u>

Fallbrook Regional Health District
REPORT 2 - INCOME STATEMENT
For the Month Ended January 31, 2022 & Fiscal Year to Date

	Jan 22	Jul '21 - Ja...
Ordinary Income/Expense		
Income		
400 · District Income		
402 · Property Tax Revenue	88,053.51	1,281,626.14
403 · Interest / Dividends	3,425.18	16,072.54
Total 400 · District Income	91,478.69	1,297,698.68
460 · Lease Income		
460.03 · Lease Income	0.00	3,500.00
Total 460 · Lease Income	0.00	3,500.00
Total Income	91,478.69	1,301,198.68
Expense		
500 · Administrative Expenses		
500.01 · Communications	831.81	5,510.20
500.02 · IT Services	380.00	2,850.00
500.03 · Refreshments	175.62	2,739.16
500.04 · Office Expenses	2,472.49	7,652.57
500.05 · Utilities	961.54	8,240.10
500.06 · Independent Contract Services	1,757.25	6,748.01
500.07 · Maintenance Services & Repairs	2,040.08	16,779.08
500.08 · Vehicle Expenses	0.00	296.89
500.10 · Salaries	25,790.08	226,432.71
500.12 · Payroll Taxes	6,401.15	21,925.53
500.14 · W/C Insurance	200.75	1,257.50
500.15 · Employee Health & Welfare	3,496.75	26,286.58
500.16 · Board Stipends	1,785.00	10,500.00
500.17 · Education & Conferences	0.00	3,793.33
500.18 · Dues & Subscriptions	706.96	23,937.08
500.19 · Insurance - General	1,833.36	12,883.52
500.20 · Independent Accounting Services	2,860.00	13,390.00
500.21 · Annual Independent Audit	0.00	12,684.27
500.22 · Medical Records Store & Service	3,066.23	16,034.30
500.23 · General Counsel	0.00	13,702.50
500.29 · Dist Promotions & Publications	661.67	2,336.21
500.30 · Simple IRA Expense	775.68	4,596.08
500.33 · Copier Lease	886.76	6,055.32
500.40 · Office Equipment	0.00	2,370.41
Total 500 · Administrative Expenses	57,083.18	449,001.35
570 · Comm. Health & Wellness Center		
570.01 · Communications	212.94	1,144.34
570.04 · Office Expenses	98.72	2,457.75
570.05 · Utilities	1,222.87	8,060.84
570.06 · Independent Contract Services	1,299.69	2,949.69
570.07 · Maintenance Services & Repairs	1,675.00	28,094.87
570.10 · Salaries	6,250.00	27,556.80
570.12 · Payroll Taxes	501.37	2,192.08
570.19 · Insurance - General	649.29	4,544.87
570.23 · General Counsel	0.00	857.50
570.29 · Dist Promotions & Publications	743.08	1,876.76
570.30 · Simple IRA Expense	187.50	187.50
570.40 · Office Equipment	0.00	300.00
Total 570 · Comm. Health & Wellness Center	12,840.46	80,223.00
600 · Community Health Contracts		
600.01 · Be Well Therapy	0.00	4,110.86
600.02 · Boys & Girls Clubs of North Cty	0.00	33,051.18
600.03 · Champions for Health	0.00	16,000.00
600.04 · D'Vine Path	0.00	10,950.00
600.05 · Fallbrook Food Pantry	0.00	38,750.00
600.06 · Fallbrook Land Conservancy	0.00	14,856.26
600.07 · Fallbrook Senior Citizens Serv	0.00	66,592.88

Fallbrook Regional Health District
REPORT 2 - INCOME STATEMENT
For the Month Ended January 31, 2022 & Fiscal Year to Date

	<u>Jan 22</u>	<u>Jul '21 - Ja...</u>
600.10 · Foundation for Senior Care	0.00	122,480.44
600.11 · Hospice of the Valleys	0.00	5,609.40
600.12 · Michelle's Place Cancer Res Ctr	0.00	20,954.00
600.14 · Palomar Family Counseling Svc	0.00	29,905.12
600.15 · REINS	0.00	40,226.88
600.50 · NC Fire JPA (Ambulance)	82,973.50	82,973.50
600.51 · NC Fire JPA (EMSO)	0.00	37,014.39
600.52 · NC Fire JPA (Public Comms)	0.00	8,479.67
Total 600 · Community Health Contracts	<u>82,973.50</u>	<u>531,954.58</u>
800 · District Direct Care Services		
800.01 · Health Services and Clinics	10,100.00	10,114.07
Total 800 · District Direct Care Services	<u>10,100.00</u>	<u>10,114.07</u>
Total Expense	<u>162,997.14</u>	<u>1,071,293.00</u>
Net Ordinary Income	-71,518.45	229,905.68
Other Income/Expense		
Other Income		
406 · Unearned Gain/Loss - CalTRUST	-39,660.17	-79,295.01
810 · Interest Income - Alvarado Str.	4,062.50	16,250.00
Total Other Income	<u>-35,597.67</u>	<u>-63,045.01</u>
Other Expense		
825 · Depreciation		
500.27 · Depreciation - Brandon Rd.	4,303.73	30,670.93
570.27 · Depreciation - Mission Rd.	494.18	3,459.26
Total 825 · Depreciation	<u>4,797.91</u>	<u>34,130.19</u>
835 · FRHD Foundation		
580 · FRHD Foundation Support		
580.04 · Office Expenses	0.00	25.00
580.23 · General Counsel	0.00	402.50
Total 580 · FRHD Foundation Support	<u>0.00</u>	<u>427.50</u>
Total 835 · FRHD Foundation	<u>0.00</u>	<u>427.50</u>
900 · Community Investment Fund Reimb	-21,506.43	-54,415.32
Total Other Expense	<u>-16,708.52</u>	<u>-19,857.63</u>
Net Other Income	<u>-18,889.15</u>	<u>-43,187.38</u>
Net Income	<u><u>-90,407.60</u></u>	<u><u>186,718.30</u></u>

Fallbrook Regional Health District
REPORT 3 - PROFIT & LOSS ACTUAL vs. YTD BUDGET
 July through January 2022

	Jul '21 - Jan 22	Budget	\$ Over Budget	% of Budget
Ordinary Income/Expense				
Income				
400 · District Income				
402 · Property Tax Revenue	1,281,626.14	1,218,950.34	62,675.80	105.1%
403 · Interest / Dividends	16,072.54	41,909.27	(25,836.73)	38.4%
Total 400 · District Income	1,297,698.68	1,260,859.61	36,839.07	102.9%
460 · Lease Income				
460.03 · Lease Income	3,500.00	0.00	3,500.00	100.0%
570.00 · Wellness Center Income	0.00	7,000.00	(7,000.00)	0.0%
Total 460 · Lease Income	3,500.00	7,000.00	(3,500.00)	50.0%
Total Income	1,301,198.68	1,267,859.61	33,339.07	102.6%
Expense				
500 · Administrative Expenses				
500.01 · Communications	5,510.20	6,300.00	(789.80)	87.5%
500.02 · IT Services	2,850.00	2,394.00	456.00	119.0%
500.03 · Refreshments	2,739.16	175.00	2,564.16	1,565.2%
500.04 · Office Expenses	7,652.57	3,500.00	4,152.57	218.6%
500.05 · Utilities	8,240.10	8,608.97	(368.87)	95.7%
500.06 · Independent Contract Services	6,748.01	1,125.00	5,623.01	599.8%
500.07 · Maintenance Services & Repairs	16,779.08	10,024.00	6,755.08	167.4%
500.08 · Vehicle Expenses	296.89	975.00	(678.11)	30.5%
500.10 · Salaries	226,432.71	209,446.16	16,986.55	108.1%
500.12 · Payroll Taxes	21,925.53	18,850.16	3,075.37	116.3%
500.14 · W/C Insurance	1,257.50	1,875.00	(617.50)	67.1%
500.15 · Employee Health & Welfare	26,286.58	32,949.00	(6,662.42)	79.8%
500.16 · Board Stipends	10,500.00	14,840.00	(4,340.00)	70.8%
500.17 · Education & Confernces	3,793.33	4,750.00	(956.67)	79.9%
500.18 · Dues & Subscriptions	23,937.08	21,140.48	2,796.60	113.2%
500.19 · Insurance - General	12,883.52	15,082.20	(2,198.68)	85.4%
500.20 · Independent Accounting Services	13,390.00	7,000.00	6,390.00	191.3%
500.21 · Annual Independent Audit	12,684.27	9,000.00	3,684.27	140.9%
500.22 · Medical Records Store & Service	16,034.30	13,250.00	2,784.30	121.0%
500.23 · General Counsel	13,702.50	17,500.00	(3,797.50)	78.3%
500.29 · Dist Promotions & Publications	2,336.21	9,491.00	(7,154.79)	24.6%
500.30 · Simple IRA Expense	4,596.08	6,283.41	(1,687.33)	73.1%
500.33 · Copier Lease	6,055.32	5,369.70	685.62	112.8%
500.40 · Office Equipment	2,370.41	1,500.00	870.41	158.0%
Total 500 · Administrative Expenses	449,001.35	421,429.08	27,572.27	106.5%
570 · Comm. Health & Wellness Center				
570.01 · Communications	1,144.34	6,300.00	(5,155.66)	18.2%
570.02 · IT Services	0.00	266.00	(266.00)	0.0%
570.03 · Refreshments	0.00	175.00	(175.00)	0.0%
570.04 · Office Expenses	2,457.75	1,150.00	1,307.75	213.7%
570.05 · Utilities	8,060.84	7,585.50	475.34	106.3%
570.06 · Independent Contract Services	2,949.69	2,400.00	549.69	122.9%
570.07 · Maintenance Services & Repairs	28,094.87	10,690.00	17,404.87	262.8%
570.10 · Salaries	27,556.80	28,492.20	(935.40)	96.7%
570.12 · Payroll Taxes	2,192.08	2,279.40	(87.32)	96.2%
570.14 · W/C Insurance	0.00	427.40	(427.40)	0.0%
570.15 · Employee Health & Welfare	0.00	5,985.00	(5,985.00)	0.0%
570.18 · Dues & Subscriptions	0.00	250.00	(250.00)	0.0%
570.19 · Insurance - General	4,544.87	4,435.97	108.90	102.5%
570.23 · General Counsel	857.50	3,500.00	(2,642.50)	24.5%
570.29 · Dist Promotions & Publications	1,876.76	2,550.00	(673.24)	73.6%
570.30 · Simple IRA Expense	187.50	4,900.00	(4,712.50)	3.8%
570.33 · Copier Lease	0.00	490.15	(490.15)	0.0%
570.40 · Office Equipment	300.00	2,200.00	(1,900.00)	13.6%
Total 570 · Comm. Health & Wellness Center	80,223.00	84,076.62	(3,853.62)	95.4%
600 · Community Health Contracts				
600.01 · Be Well Therapy	4,110.86	4,110.86	0.00	100.0%
600.02 · Boys & Girls Clubs of North Cty	33,051.18	33,051.88	(0.70)	100.0%
600.03 · Champions for Health	16,000.00	16,000.00	0.00	100.0%
600.04 · D'Vine Path	10,950.00	10,950.00	0.00	100.0%
600.05 · Fallbrook Food Pantry	38,750.00	38,750.00	0.00	100.0%
600.06 · Fallbrook Land Conservancy	14,856.26	14,856.26	0.00	100.0%
600.07 · Fallbrook Senior Citizens Serv	66,592.88	66,592.88	0.00	100.0%
600.10 · Foundation for Senior Care	122,480.44	122,480.44	0.00	100.0%
600.11 · Hospice of the Valleys	5,609.40	5,609.40	0.00	100.0%
600.12 · Michelle's Place Cancer Res Ctr	20,954.00	20,954.00	0.00	100.0%
600.14 · Palomar Family Counseling Svc	29,905.12	29,905.12	0.00	100.0%
600.15 · REINS	40,226.88	40,226.88	0.00	100.0%
600.50 · NC Fire JPA (Ambulance)	82,973.50	49,583.31	33,390.19	167.3%
600.51 · NC Fire JPA (EMSO)	37,014.39	46,666.69	(9,652.30)	79.3%
600.52 · NC Fire JPA (Public Comms)	8,479.67	20,416.69	(11,937.02)	41.5%
Total 600 · Community Health Contracts	531,954.58	520,154.41	11,800.17	102.3%
800 · District Direct Care Services				
800.01 · Health Services and Clinics	10,114.07	3,025.00	7,089.07	334.3%
800.03 · Women of Wellness	0.00	350.00	(350.00)	0.0%

Fallbrook Regional Health District
REPORT 3 - PROFIT & LOSS ACTUAL vs. YTD BUDGET
 July through January 2022

	Jul '21 - Jan 22	Budget	\$ Over Budget	% of Budget
Total 800 · District Direct Care Services	10,114.07	3,375.00	6,739.07	299.7%
Total Expense	1,071,293.00	1,029,035.11	42,257.89	104.1%
Net Ordinary Income	229,905.68	238,824.50	(8,918.82)	96.3%
Other Income/Expense				
Other Income				
406 · Unearned Gain/Loss - CalTRUST	(79,295.01)	0.00	(79,295.01)	100.0%
810 · Interest Income - Alvarado Str.	16,250.00	0.00	16,250.00	100.0%
Total Other Income	(63,045.01)	0.00	(63,045.01)	100.0%
Other Expense				
825 · Depreciation				
500.27 · Depreciation - Brandon Rd.	30,670.93	0.00	30,670.93	100.0%
570.27 · Depreciation - Mission Rd.	3,459.26	0.00	3,459.26	100.0%
Total 825 · Depreciation	34,130.19	0.00	34,130.19	100.0%
835 · FRHD Foundation				
580 · FRHD Foundation Support				
580.01 · Communications	0.00	300.00	(300.00)	0.0%
580.04 · Office Expenses	25.00	125.00	(100.00)	20.0%
580.10 · Salaries	0.00	12,500.00	(12,500.00)	0.0%
580.12 · Payroll Taxes	0.00	1,000.00	(1,000.00)	0.0%
580.14 · W/C Insurance	0.00	187.50	(187.50)	0.0%
580.17 · Education & Conferences	0.00	225.00	(225.00)	0.0%
580.20 · Independent Accounting Services	0.00	1,750.00	(1,750.00)	0.0%
580.23 · General Counsel	402.50	1,750.00	(1,347.50)	23.0%
580.33 · Copier Lease	0.00	207.25	(207.25)	0.0%
580.40 · Office Equipment	0.00	1,750.00	(1,750.00)	0.0%
Total 580 · FRHD Foundation Support	427.50	19,794.75	(19,367.25)	2.2%
Total 835 · FRHD Foundation	427.50	19,794.75	(19,367.25)	2.2%
900 · Community Investment Fund Reimb	(54,415.32)	0.00	(54,415.32)	100.0%
Total Other Expense	(19,857.63)	19,794.75	(39,652.38)	(100.3)%
Net Other Income	(43,187.38)	(19,794.75)	(23,392.63)	218.2%
Net Income	186,718.30	219,029.75	(32,311.45)	85.2%

Fallbrook Regional Health District
REPORT 4 - APPROVED ANNUAL BUDGET
 July 2021 through June 2022

	Jul 21	Aug 21	Sep 21	Oct 21	Nov 21	Dec 21	Jan 22	Feb 22	Mar 22	Apr 22	May 22	Jun 22	TOTAL Jul '21 - Ju...
Ordinary Income/Expense													
Income													
400 · District Income													
402 · Property Tax Revenue	29,045.24	31,645.26	44,865.50	117,226.56	620,763.95	298,628.77	76,775.06	65,908.86	65,908.86	261,024.69	37,414.74	30,881.02	1,680,088.51
403 · Interest / Dividends	6,338.06	6,173.56	5,584.36	10,084.15	3,927.89	3,619.87	6,181.38	2,810.05	2,779.18	3,964.92	3,964.92	3,964.93	59,393.27
Total 400 · District Income	35,383.30	37,818.82	50,449.86	127,310.71	624,691.84	302,248.64	82,956.44	68,718.91	68,688.04	264,989.61	41,379.66	34,845.95	1,739,481.78
460 · Lease Income													
460.03 · Lease Income	0.00	0.00	0.00	0.00	0.00	0.00	0.00	0.00	0.00	0.00	0.00	0.00	0.00
570.00 · Wellness Center Income	3,500.00	3,500.00	0.00	0.00	0.00	0.00	0.00	0.00	500.00	500.00	500.00	500.00	9,000.00
571.00 · Program Fees	0.00	0.00	0.00	0.00	0.00	0.00	0.00	0.00	0.00	0.00	0.00	0.00	0.00
460 · Lease Income - Other	0.00	0.00	0.00	0.00	0.00	0.00	0.00	0.00	0.00	0.00	0.00	0.00	0.00
Total 460 · Lease Income	3,500.00	3,500.00	0.00	0.00	0.00	0.00	0.00	0.00	500.00	500.00	500.00	500.00	9,000.00
Total Income	38,883.30	41,318.82	50,449.86	127,310.71	624,691.84	302,248.64	82,956.44	68,718.91	69,188.04	265,489.61	41,879.66	35,345.95	1,748,481.78
Expense													
500 · Administrative Expenses													
500.01 · Communications	900.00	900.00	900.00	900.00	900.00	900.00	900.00	900.00	900.00	900.00	900.00	900.00	10,800.00
500.02 · IT Services	342.00	342.00	342.00	342.00	342.00	342.00	342.00	342.00	342.00	342.00	342.00	342.00	4,104.00
500.03 · Refreshments	25.00	25.00	25.00	25.00	25.00	25.00	25.00	25.00	25.00	25.00	25.00	25.00	300.00
500.04 · Office Expenses	500.00	500.00	500.00	500.00	500.00	500.00	500.00	500.00	500.00	500.00	500.00	500.00	6,000.00
500.05 · Utilities	1,011.06	1,678.65	1,601.60	1,304.40	855.42	1,161.42	996.42	940.42	909.42	1,557.42	663.42	913.42	13,593.07
500.06 · Independent Contract Services	150.00	150.00	150.00	150.00	225.00	150.00	150.00	225.00	225.00	150.00	150.00	225.00	2,100.00
500.07 · Maintenance Services & Repairs	1,908.00	1,405.00	1,405.00	1,908.00	85.00	1,405.00	1,908.00	1,405.00	1,405.00	1,908.00	1,405.00	1,405.00	17,552.00
500.08 · Vehicle Expenses	550.00	300.00	25.00	25.00	25.00	25.00	25.00	25.00	25.00	25.00	25.00	25.00	1,100.00
500.10 · Salaries	29,920.88	29,920.88	29,920.88	29,920.88	29,920.88	29,920.88	29,920.88	29,920.88	29,920.88	29,920.88	29,920.88	29,920.88	359,050.54
500.12 · Payroll Taxes	2,692.88	2,692.88	2,692.88	2,692.88	2,692.88	2,692.88	2,692.88	2,692.88	2,692.88	2,692.88	2,692.88	2,692.87	32,314.55
500.14 · W/C Insurance	1,875.00	0.00	0.00	0.00	0.00	0.00	0.00	0.00	0.00	0.00	0.00	0.00	1,875.00
500.15 · Employee Health & Welfare	4,707.00	4,707.00	4,707.00	4,707.00	4,707.00	4,707.00	4,707.00	4,707.00	4,707.00	4,707.00	4,707.00	4,707.00	56,484.00
500.16 · Board Stipends	2,120.00	2,120.00	2,120.00	2,120.00	2,120.00	2,120.00	2,120.00	2,120.00	2,120.00	2,120.00	2,120.00	2,120.00	25,440.00
500.17 · Education & Conferences	250.00	250.00	3,250.00	250.00	250.00	250.00	250.00	250.00	4,600.00	250.00	250.00	250.00	10,350.00
500.18 · Dues & Subscriptions	1,439.64	2,064.64	579.64	15,014.64	579.64	882.64	579.64	464.64	579.64	464.64	579.64	464.64	23,693.68
500.19 · Insurance - General	2,154.60	2,154.60	2,154.60	2,154.60	2,154.60	2,154.60	2,154.60	2,154.60	2,154.60	2,154.60	2,154.60	2,154.57	25,855.17
500.20 · Independent Accounting Services	1,000.00	1,000.00	1,000.00	1,000.00	1,000.00	1,000.00	1,000.00	1,000.00	1,000.00	1,000.00	1,000.00	1,000.00	12,000.00
500.21 · Annual Independent Audit	0.00	3,500.00	3,000.00	2,500.00	0.00	0.00	0.00	0.00	0.00	0.00	0.00	0.00	9,000.00
500.22 · Medical Records Store & Service	2,000.00	2,000.00	2,000.00	1,850.00	1,850.00	1,850.00	1,700.00	1,700.00	1,700.00	1,550.00	1,550.00	1,550.00	21,300.00
500.23 · General Counsel	5,500.00	2,000.00	2,000.00	2,000.00	2,000.00	2,000.00	2,000.00	2,000.00	2,000.00	2,000.00	2,000.00	2,000.00	27,500.00
500.29 · Dist Promotions & Publications	3,150.00	3,150.00	516.00	325.00	1,200.00	825.00	325.00	325.00	2,825.00	325.00	325.00	325.00	13,616.00
500.30 · Simple IRA Expense	897.63	897.63	897.63	897.63	897.63	897.63	897.63	897.63	897.63	897.63	897.63	897.63	10,771.52
500.33 · Copier Lease	767.10	767.10	767.10	767.10	767.10	767.10	767.10	767.10	767.10	767.10	767.10	767.10	9,205.20
500.36 · Accrued Vacation & Sick Leave	0.00	0.00	0.00	0.00	0.00	0.00	0.00	0.00	0.00	0.00	0.00	0.00	0.00
500.40 · Office Equipment	1,500.00	0.00	0.00	0.00	0.00	0.00	0.00	0.00	0.00	0.00	0.00	0.00	1,500.00
500.50 · General Election	0.00	0.00	0.00	0.00	0.00	0.00	0.00	0.00	0.00	0.00	0.00	0.00	0.00
Total 500 · Administrative Expenses	65,360.79	62,525.38	60,554.33	71,354.13	53,097.15	54,576.15	53,961.15	53,362.15	60,296.15	54,257.15	52,975.15	53,185.05	695,504.73
570 · Comm. Health & Wellness Center													
570.01 · Communications	900.00	900.00	900.00	900.00	900.00	900.00	900.00	900.00	900.00	900.00	900.00	900.00	10,800.00
570.02 · IT Services	38.00	38.00	38.00	38.00	38.00	38.00	38.00	38.00	38.00	38.00	38.00	38.00	456.00
570.03 · Refreshments	25.00	25.00	25.00	25.00	25.00	25.00	25.00	25.00	25.00	25.00	25.00	25.00	300.00
570.04 · Office Expenses	150.00	150.00	150.00	175.00	175.00	175.00	175.00	175.00	200.00	200.00	200.00	200.00	2,125.00
570.05 · Utilities	1,100.00	1,178.50	1,100.00	1,178.50	950.00	1,028.50	1,050.00	1,028.50	1,050.00	1,028.50	950.00	1,178.50	12,821.00
570.06 · Independent Contract Services	400.00	400.00	400.00	300.00	300.00	300.00	300.00	300.00	300.00	300.00	300.00	300.00	3,900.00
570.07 · Maintenance Services & Repairs	1,670.00	1,420.00	1,420.00	1,670.00	1,420.00	1,420.00	1,670.00	1,420.00	1,420.00	1,670.00	1,420.00	1,420.00	18,040.00
570.10 · Salaries	0.00	0.00	3,778.44	6,178.44	6,178.44	6,178.44	6,178.44	6,178.44	8,578.44	8,578.44	8,578.44	8,578.48	68,984.44
570.12 · Payroll Taxes	0.00	0.00	302.28	494.28	494.28	494.28	494.28	494.28	686.28	686.28	686.28	686.24	5,518.76
570.14 · W/C Insurance	0.00	0.00	56.68	92.68	92.68	92.68	92.68	92.68	128.68	128.68	128.68	128.65	1,034.77
570.15 · Employee Health & Welfare	855.00	855.00	855.00	855.00	855.00	855.00	855.00	855.00	855.00	855.00	855.00	855.00	10,260.00
570.18 · Dues & Subscriptions	250.00	0.00	0.00	0.00	0.00	0.00	0.00	0.00	0.00	0.00	0.00	0.00	250.00
570.19 · Insurance - General	633.71	633.71	633.71	633.71	633.71	633.71	633.71	633.71	633.71	633.71	633.71	633.65	7,604.46
570.23 · General Counsel	500.00	500.00	500.00	500.00	500.00	500.00	500.00	500.00	500.00	500.00	500.00	500.00	6,000.00

Fallbrook Regional Health District
REPORT 4 - APPROVED ANNUAL BUDGET
 July 2021 through June 2022

	Jul 21	Aug 21	Sep 21	Oct 21	Nov 21	Dec 21	Jan 22	Feb 22	Mar 22	Apr 22	May 22	Jun 22	TOTAL Jul '21 - Ju...
570.29 · Dist Promotions & Publications	350.00	350.00	350.00	375.00	375.00	375.00	375.00	375.00	400.00	400.00	400.00	400.00	4,525.00
570.30 · Simple IRA Expense	700.00	700.00	700.00	700.00	700.00	700.00	700.00	700.00	700.00	700.00	700.00	700.00	8,400.00
570.33 · Copier Lease	41.45	41.45	41.45	91.45	91.45	91.45	91.45	91.45	141.45	141.45	141.45	141.44	1,147.39
570.40 · Office Equipment	1,250.00	0.00	0.00	950.00	0.00	0.00	0.00	0.00	950.00	0.00	0.00	0.00	3,150.00
Total 570 · Comm. Health & Wellness Center	8,863.16	7,191.66	11,250.56	15,157.06	13,728.56	13,807.06	14,078.56	13,807.06	17,506.56	16,785.06	16,456.56	16,684.96	165,316.82
600 · Community Health Contracts													
600.01 · Be Well Therapy	2,055.43	0.00	0.00	0.00	2,055.43	0.00	0.00	2,055.43	0.00	0.00	2,055.42	0.00	8,221.71
600.02 · Boys & Girls Clubs of North Cty	24,025.94	0.00	0.00	0.00	9,025.94	0.00	0.00	9,025.94	0.00	0.00	9,025.93	0.00	51,103.75
600.03 · Champions for Health	8,000.00	0.00	0.00	0.00	8,000.00	0.00	0.00	8,000.00	0.00	0.00	8,000.00	0.00	32,000.00
600.04 · D'Vine Path	5,475.00	0.00	0.00	0.00	5,475.00	0.00	0.00	5,475.00	0.00	0.00	5,475.00	0.00	21,900.00
600.05 · Fallbrook Food Pantry	19,375.00	0.00	0.00	0.00	19,375.00	0.00	0.00	19,375.00	0.00	0.00	19,375.00	0.00	77,500.00
600.06 · Fallbrook Land Conservancy	7,428.13	0.00	0.00	0.00	7,428.13	0.00	0.00	7,428.13	0.00	0.00	7,428.11	0.00	29,712.50
600.07 · Fallbrook Senior Citizens Serv	33,296.44	0.00	0.00	0.00	33,296.44	0.00	0.00	33,296.44	0.00	0.00	33,296.43	0.00	133,185.75
600.08 · Fallbrook Smiles Project	0.00	0.00	0.00	0.00	0.00	0.00	0.00	0.00	0.00	0.00	0.00	0.00	0.00
600.09 · Fallbrook Union High School	0.00	0.00	0.00	0.00	0.00	0.00	0.00	0.00	0.00	0.00	0.00	0.00	0.00
600.10 · Foundation for Senior Care	61,240.22	0.00	0.00	0.00	61,240.22	0.00	0.00	61,240.22	0.00	0.00	61,240.24	0.00	244,960.90
600.11 · Hospice of the Valleys	2,804.70	0.00	0.00	0.00	2,804.70	0.00	0.00	2,804.70	0.00	0.00	2,804.71	0.00	11,218.81
600.12 · Michelle's Place Cancer Res Ctr	10,477.00	0.00	0.00	0.00	10,477.00	0.00	0.00	10,477.00	0.00	0.00	10,477.00	0.00	41,908.00
600.13 · Neighborhood Healthcare	0.00	0.00	0.00	0.00	0.00	0.00	0.00	0.00	0.00	0.00	0.00	0.00	0.00
600.14 · Palomar Family Counseling Svc	14,952.56	0.00	0.00	0.00	14,952.56	0.00	0.00	14,952.56	0.00	0.00	14,952.52	0.00	59,810.20
600.15 · REINS	20,113.44	0.00	0.00	0.00	20,113.44	0.00	0.00	20,113.44	0.00	0.00	20,113.43	0.00	80,453.75
600.16 · SSNAAPE	0.00	0.00	0.00	0.00	0.00	0.00	0.00	0.00	0.00	0.00	0.00	0.00	0.00
600.17 · Trauma Intervention Prog of SD	0.00	0.00	0.00	0.00	0.00	0.00	0.00	0.00	0.00	0.00	0.00	0.00	0.00
600.50 · NC Fire JPA (Ambulance)	7,083.33	7,083.33	7,083.33	7,083.33	7,083.33	7,083.33	7,083.33	7,083.33	7,083.33	7,083.33	7,083.33	7,083.37	85,000.00
600.51 · NC Fire JPA (EMSO)	6,666.67	6,666.67	6,666.67	6,666.67	6,666.67	6,666.67	6,666.67	6,666.67	6,666.67	6,666.67	6,666.67	6,666.63	80,000.00
600.52 · NC Fire JPA (Public Comms)	2,916.67	2,916.67	2,916.67	2,916.67	2,916.67	2,916.67	2,916.67	2,916.67	2,916.67	2,916.67	2,916.67	2,916.63	35,000.00
Total 600 · Community Health Contracts	225,910.53	16,666.67	16,666.67	16,666.67	210,910.53	16,666.67	16,666.67	210,910.53	16,666.67	16,666.67	210,910.46	16,666.63	991,975.37
800 · District Direct Care Services													
800.01 · Health Services and Clinics	350.00	375.00	375.00	875.00	350.00	350.00	350.00	350.00	350.00	350.00	350.00	350.00	4,775.00
800.02 · Urgent Care	0.00	0.00	0.00	0.00	0.00	0.00	0.00	0.00	0.00	0.00	0.00	0.00	0.00
800.03 · Women of Wellness	50.00	50.00	50.00	50.00	50.00	50.00	50.00	50.00	50.00	50.00	50.00	50.00	600.00
Total 800 · District Direct Care Services	400.00	425.00	425.00	925.00	400.00	400.00	400.00	400.00	400.00	400.00	400.00	400.00	5,375.00
Total Expense	300,534.48	86,808.71	88,896.56	104,102.86	278,136.24	85,449.88	85,106.38	278,479.74	94,869.38	88,108.88	280,742.17	86,936.64	1,858,171.92
Net Ordinary Income	-261,651.18	-45,489.89	-38,446.70	23,207.85	346,555.60	216,798.76	-2,149.94	-209,760.83	-25,681.34	177,380.73	-238,862.51	-51,590.69	-109,690.14
Other Income/Expense													
Other Income													
406 · Unearned Gain/Loss - CalTRUST	0.00	0.00	0.00	0.00	0.00	0.00	0.00	0.00	0.00	0.00	0.00	0.00	0.00
810 · Interest Income - Alvarado Str.	0.00	0.00	0.00	0.00	0.00	0.00	0.00	0.00	0.00	0.00	0.00	0.00	0.00
820 · Gain on Sale of Assets													
820.01 · Gain on Sale of Assets - Other	0.00	0.00	0.00	0.00	0.00	0.00	0.00	0.00	0.00	0.00	0.00	0.00	0.00
Total 820 · Gain on Sale of Assets	0.00	0.00	0.00	0.00	0.00	0.00	0.00	0.00	0.00	0.00	0.00	0.00	0.00
Total Other Income	0.00	0.00	0.00	0.00	0.00	0.00	0.00	0.00	0.00	0.00	0.00	0.00	0.00
Other Expense													
825 · Depreciation													
500.27 · Depreciation - Brandon Rd.	0.00	0.00	0.00	0.00	0.00	0.00	0.00	0.00	0.00	0.00	0.00	0.00	0.00
570.27 · Depreciation - Mission Rd.	0.00	0.00	0.00	0.00	0.00	0.00	0.00	0.00	0.00	0.00	0.00	0.00	0.00
Total 825 · Depreciation	0.00	0.00	0.00	0.00	0.00	0.00	0.00	0.00	0.00	0.00	0.00	0.00	0.00
830 · Community Investment Funds Used													
830.01 · Consultants	0.00	0.00	0.00	0.00	0.00	0.00	0.00	0.00	0.00	0.00	0.00	0.00	0.00
830.02 · Facility Improvements	0.00	0.00	0.00	0.00	0.00	0.00	0.00	0.00	0.00	0.00	0.00	0.00	0.00
Total 830 · Community Investment Funds U...	0.00	0.00	0.00	0.00	0.00	0.00	0.00	0.00	0.00	0.00	0.00	0.00	0.00

**Fallbrook Regional Health District
REPORT 4 - APPROVED ANNUAL BUDGET**

July 2021 through June 2022

	Jul 21	Aug 21	Sep 21	Oct 21	Nov 21	Dec 21	Jan 22	Feb 22	Mar 22	Apr 22	May 22	Jun 22	TOTAL Jul '21 - Ju...
835 · FRHD Foundation													
580 · FRHD Foundation Support													
580.01 · Communications	0.00	0.00	50.00	50.00	50.00	50.00	100.00	100.00	100.00	100.00	100.00	100.00	800.00
580.02 · I.T. Services	0.00	0.00	0.00	0.00	0.00	0.00	0.00	0.00	0.00	0.00	0.00	0.00	0.00
580.03 · Refreshments	0.00	0.00	0.00	0.00	0.00	0.00	0.00	0.00	0.00	0.00	0.00	0.00	0.00
580.04 · Office Expenses	0.00	0.00	25.00	25.00	25.00	25.00	25.00	25.00	25.00	25.00	25.00	25.00	250.00
580.05 · Utilities	0.00	0.00	0.00	0.00	0.00	0.00	0.00	0.00	0.00	0.00	0.00	0.00	0.00
580.07 · Maintenance Services & Repairs	0.00	0.00	0.00	0.00	0.00	0.00	0.00	0.00	0.00	0.00	0.00	0.00	0.00
580.10 · Salaries	0.00	0.00	2,500.00	2,500.00	2,500.00	2,500.00	2,500.00	2,500.00	2,500.00	2,500.00	2,500.00	2,500.00	25,000.00
580.12 · Payroll Taxes	0.00	0.00	200.00	200.00	200.00	200.00	200.00	200.00	200.00	200.00	200.00	200.00	2,000.00
580.14 · W/C Insurance	0.00	0.00	37.50	37.50	37.50	37.50	37.50	37.50	37.50	37.50	37.50	37.50	375.00
580.17 · Education & Conferences	0.00	0.00	45.00	45.00	45.00	45.00	45.00	45.00	45.00	45.00	45.00	45.00	450.00
580.18 · Dues & Subscriptions	0.00	0.00	0.00	0.00	0.00	0.00	0.00	0.00	2,500.00	0.00	0.00	0.00	2,500.00
580.19 · Insurance - General	0.00	0.00	0.00	0.00	0.00	0.00	0.00	365.00	0.00	0.00	0.00	0.00	365.00
580.20 · Independent Accounting Servic...	250.00	250.00	250.00	250.00	250.00	250.00	250.00	250.00	250.00	250.00	250.00	250.00	3,000.00
580.21 · Annual Independent Audit	0.00	0.00	0.00	0.00	0.00	0.00	0.00	0.00	0.00	0.00	0.00	0.00	0.00
580.23 · General Counsel	250.00	250.00	250.00	250.00	250.00	250.00	250.00	250.00	250.00	250.00	250.00	250.00	3,000.00
580.33 · Copier Lease	0.00	0.00	41.45	41.45	41.45	41.45	41.45	41.45	41.45	41.45	41.45	41.45	414.50
580.40 · Office Equipment	1,750.00	0.00	0.00	0.00	0.00	0.00	0.00	0.00	0.00	0.00	0.00	0.00	1,750.00
580 · FRHD Foundation Support - Other	0.00	0.00	0.00	0.00	0.00	0.00	0.00	0.00	0.00	0.00	0.00	0.00	0.00
Total 580 · FRHD Foundation Support	2,250.00	500.00	3,398.95	3,398.95	3,398.95	3,398.95	3,448.95	3,813.95	5,948.95	3,448.95	3,448.95	3,448.95	39,904.50
Total 835 · FRHD Foundation	2,250.00	500.00	3,398.95	3,398.95	3,398.95	3,398.95	3,448.95	3,813.95	5,948.95	3,448.95	3,448.95	3,448.95	39,904.50
900 · Community Investment Fund Reimb							0.00	0.00	0.00	0.00	0.00	0.00	0.00
Total Other Expense	2,250.00	500.00	3,398.95	3,398.95	3,398.95	3,398.95	3,448.95	3,813.95	5,948.95	3,448.95	3,448.95	3,448.95	39,904.50
Net Other Income	-2,250.00	-500.00	-3,398.95	-3,398.95	-3,398.95	-3,398.95	-3,448.95	-3,813.95	-5,948.95	-3,448.95	-3,448.95	-3,448.95	-39,904.50
Net Income	-263,901.18	-45,989.89	-41,845.65	19,808.90	343,156.65	213,399.81	-5,598.89	-213,574.78	-31,630.29	173,931.78	-242,311.46	-55,039.64	-149,594.64

California State Treasurer
Fiona Ma, CPA



Local Agency Investment Fund
 P.O. Box 942809
 Sacramento, CA 94209-0001
 (916) 653-3001

February 16, 2022

[LAIF Home](#)
[PMIA Average](#)
[Monthly Yields](#)

FALLBROOK REGIONAL HEALTH DISTRICT

[Tran Type](#)
[Definitions](#)

DISTRICT ADMINISTRATOR
 138 SOUTH BRANDON ROAD
 FALLBROOK, CA 92028

Account Number: XXXXXXXXXX

January 2022 Statement

Effective Date	Transaction Date	Tran Type	Confirm Number	Web Confirm Number	Authorized Caller	Amount
1/14/2022	1/13/2022	QRD	1694089	N/A	SYSTEM	1,120.04

Account Summary

Total Deposit:	1,120.04	Beginning Balance:	1,945,546.27
Total Withdrawal:	0.00	Ending Balance:	1,946,666.31



CalTRUST
 c/o Ultimus Fund Solutions
 PO Box 541150
 Omaha, NE 68154-9150
 www.caltrust.org
 Email: CalTRUSTSupport@ultimusfundsolutions.com
 Fax: 402-963-9094
 Phone: 833-CALTRUST (225-8787)

Investment Account Summary

01/01/2022 through 01/31/2022

SUMMARY OF INVESTMENTS

Fund	Account Number	Total Shares Owned	Net Asset Value per Share on Jan 31 (\$)	Value on Jan 31 (\$)	Average Cost Amount (\$)	Cumulative Unrealized Gain/(Loss) (\$)
FALLBROOK REGIONAL HEALTH DISTRICT						
CalTRUST Medium Term Fund		566,801.798	10.12	5,736,034.20	5,686,476.30	49,557.90
Portfolios Total value as of 01/31/2022				5,736,034.20		

DETAIL OF TRANSACTION ACTIVITY

Activity Description	Activity Date	Amount (\$)	Amount in Shares	Balance in Shares	Price per Share (\$)	Balance (\$)	Average Cost Amt (\$)	Realized Gain/(Loss) (\$)
		FALLBROOK REGIONAL HEALTH DISTRICT						
Beginning Balance	01/01/2022			566,574.017	10.19	5,773,389.23		
Accrual Income Div Reinvestment	01/31/2022	2,305.14	227.781	566,801.798	10.12	5,736,034.20	0.00	0.00
Unrealized Gain/(Loss)						(39,660.17)		
Closing Balance as of	Jan 31			566,801.798	10.12	5,736,034.20		

LOCAL AGENCY INVESTMENT FUND (LAIF)

Through the Pooled Money Investment Account (PMIA), the State Treasurer invests taxpayers' money to manage the State's cash flow and strengthen the financial security of local governmental entities. PMIA policy sets as primary investment objectives safety, liquidity and yield. Total assets under LAIF Management at month-end was \$181.4 billion.

As of January 31, 2022, the PMIA's holdings included US Treasury Bills and Notes (66.16% of portfolio), Federal Agency Debentures and Discount Notes (17.81% of portfolio), CDs and Commercial Paper (13.58% of portfolio).

As of January 31, 2022, the District's balance was \$1,946,666.31. This represents 25.34% of the District's investment portfolio. The Performance Rate for the month of January was 0.234%.

In January, 2022, the District reported \$1,120.04 in earnings.

CalTRUST

The CalTRUST Board works closely with the investment manager, BlackRock, to ensure that public dollars are managed securely and efficiently and are in full compliance with California Law. The primary objective is to safeguard the preservation of principal.

The District is invested in the CalTRUST Medium Term Fund which held, in part, the following sectors at January 31, 2022: Corporate Bonds (30.51% of portfolio), US Government and Agencies (43.49% of portfolio) and CDs (7.38% of portfolio). Total assets under CalTRUST Management at month-end was over \$2.4 billion.

As of January 31, 2022, the District's closing Net Asset Value was \$5,736,034.20. This represents 74.66% of the District's investment portfolio.

In January, 2022, the District earned \$2,305.14 in dividend income and reported an unrealized loss of \$39,660.17. The One Year Yield on the Medium-Term Fund was .39%

The investments of the District are in compliance with the District's 2021-2022 Investment Policy. The balances in the District's investment accounts give the District the ability to meet its expenditure requirements for the next eighteen (18) months.

Fallbrook Regional Health District
REPORT 7 - PROPERTY TAX REVENUE

December 2021

Type	Date	Name	Amount	Balance
400 · District Income				
402 · Property Tax Revenue				
General Journal	07/31/2021		22,748.41	22,748.41
General Journal	08/31/2021		18,774.22	41,522.63
General Journal	09/30/2021		25,661.42	67,184.05
General Journal	10/31/2021		115,433.44	182,617.49
General Journal	11/30/2021		661,731.34	844,348.83
General Journal	12/31/2021		349,223.80	1,193,572.63
General Journal	01/31/2022		88,053.51	1,281,626.14
Total 402 · Property Tax Revenue			1,281,626.14	1,281,626.14
Total 400 · District Income			1,281,626.14	1,281,626.14
TOTAL			1,281,626.14	1,281,626.14

Fallbrook Regional Health District
REPORT 8 - CHECK DETAIL REPORT
January 2022

Date	Num	Name	Memo	Amount
102.3 - Cash in Bank - Pacific Western				
01/01/2022	12456	Amazon Capital Servi...		-134.47
01/01/2022	12457	Aztec Cleaning & Mai...		-640.00
01/01/2022	12458	Fallbrook Waste & Re...		-143.19
01/01/2022	12459	Glennie's Office Produ...		-125.39
01/01/2022	12460	Portero Services		-1,470.00
01/01/2022	12461	SDG&E - 5971 - E. Mi...	Acct # # 0051 8261 3597 1	-317.56
01/01/2022	12462	SDG&E - 6994 - Bran...	Acct # 0040 6059 7699 4	-604.26
01/01/2022	12463	Springston Design LLC		-380.00
01/01/2022	12464	Streamline		-200.00
01/01/2022	12474	24 Hour Elevator Inc.		-227.58
01/01/2022	12475	Aztec Cleaning & Mai...		-320.00
01/01/2022	12476	Low Voltage		-504.75
01/01/2022	12477	Pamela L. Knox		-492.03
01/01/2022	12478	Roberta Kym Heisler		-500.00
01/01/2022	12479	Sun Realty		-1,393.75
01/05/2022	2022....		-MULTIPLE-	-19,696.01
01/10/2022		USA Rapid Test		-7,425.00
01/12/2022	12465	Aztec Cleaning & Mai...		-320.00
01/12/2022	12466	Impact Marketing & D...		-823.35
01/12/2022	12467	Ramirez Landscape &...		-950.00
01/12/2022	12468	Scott, Jeffrey G., Esq...		-3,902.50
01/12/2022	12469	SDRMA		-62.55
01/12/2022	12470	Spectrum Business-T...		-222.93
01/12/2022	12471	Uline		-398.37
01/12/2022	12472	Woodward, Susan		-1,000.00
01/12/2022	12473	UMPQUA Bank		-1,491.20
01/14/2022	2022.1		Book ADP Payroll Fees	-113.14
01/18/2022	2022....		Book Go Daddy order	-191.88
01/19/2022			Deposit	2,031.25
01/19/2022			Deposit	2,031.25
01/19/2022			Received for December 2021	349,276.80
01/20/2022	2022....		01/15/2022 Payroll Disbursements	-15,738.05
01/26/2022	12480	Aztec Cleaning & Mai...	Inv 261589	-320.00
01/26/2022	12481	CalPERS	ID 1559595490	-3,434.20
01/26/2022	12482	Costco	Member # 000111805482591	-120.00
01/26/2022	12483	Glennie's Office Produ...	Inv 2211580-0	-131.89
01/26/2022	12484	Low Voltage		-165.00
01/26/2022	12485	Pamela L. Knox	Week of 01/19/22 - 01/25/2022	-773.19
01/26/2022	12486	Spectrum Business-T...		-77.27
01/26/2022	12487	Tracy Rosalee	Reimbursement - Office Supplies	-13.57
01/26/2022	2022....		Book ADP fees	-146.25
01/27/2022	2022....		Book Adj for FUTA tax ADP w/d	-4,209.03
01/28/2022	2022....		Book ADP Fees	-96.26
01/31/2022	12489	Amazon Capital Servi...		-836.91
01/31/2022	12490	Aztec Cleaning & Mai...	Inv 261588	-420.00
01/31/2022	12491	First Impulse		-337.50
01/31/2022	12492	FPUD - 7720-001	7720-001	-169.29
01/31/2022	12493	FPUD - 7721-000	Acct 007721-000	-64.00
01/31/2022	12494	Glennie's Office Produ...	VOID: Ref 2211580-0	0.00
01/31/2022	12495	Iron Mountain	Inv GGXP885	-3,066.23
01/31/2022	12496	Key, Darren		-110.00
01/31/2022	12497	Konica Minolta	Inv 39271541	-886.76
01/31/2022	12498	North County Fire Prot...	Inv 22-001	-82,973.50
01/31/2022	12499	Pamela L. Knox		-492.03
01/31/2022	12500	Portero Services	Inv 2972	-1,560.00
01/31/2022	12501	Rotary Club of Fallbrook		-344.00
01/31/2022	12502	SDG&E - 5971 - E. Mi...	#0051 8261 3597 1	-413.93
01/31/2022	12503	SDG&E - 6994 - Bran...		-728.25
01/31/2022	12504	Spectrum Business-T...		-77.97
01/31/2022	12505	Streamline	Inv CA0D951F-0015	-200.00
01/31/2022	12506	Sun Realty		-587.50
01/31/2022	12507	Whalen, J. Associates...	Inv 10000719	-1,299.69
01/31/2022	12508	Woodward, Susan		-1,300.00
Total 102.3 - Cash in Bank - Pacific Western				188,197.12
TOTAL				188,197.12



UMPQUA BANK

BL ACCT 00002840-20000001
FALLBROOK REG HEALTH DIST
Account Number: ####-####-####-7117
Page 1 of 2



Account Summary

Billing Cycle		01/31/2022
Days In Billing Cycle		31
Previous Balance		\$1,491.20
Purchases	+	\$3,239.81
Cash	+	\$0.00
Balance Transfers	+	\$0.00
Special	+	\$0.00
Credits	-	\$158.96
Payments	-	\$1,491.20
Other Charges	+	\$1.40
Finance Charges	+	\$0.00

NEW BALANCE \$3,082.25

Credit Summary

Total Credit Line	\$6,000.00
Available Credit Line	\$2,917.75
Available Cash	\$0.00
Amount Over Credit Line	\$0.00
Amount Past Due	\$0.00
Disputed Amount	\$0.00

Account Inquiries

- Call us at: (866) 777-9013
Lost or Stolen Card: (866) 839-3485
- Go to www.umpquabank.com
- Write us at PO BOX 35142 - LB1181, SEATTLE, WA 98124-5142

Payment Summary

NEW BALANCE	\$3,082.25
MINIMUM PAYMENT	\$3,082.25
PAYMENT DUE DATE	02/25/2022

NOTE: Grace period to avoid a finance charge on purchases, pay entire new balance by payment due date. Finance charge accrues on cash advances until paid and will be billed on your next statement.

Corporate Activity

TOTAL CORPORATE ACTIVITY				\$1,650.16-
Trans Date	Post Date	Reference Number	Transaction Description	Amount
01/18	01/18	0000000000000000119752	PAYMENT THANK YOU	\$1,491.20
01/27	01/27	7000560202777027700049	2021 REBATE CR	\$158.96

Cardholder Account Summary

LINDA BANNERMAN ####-####-####-7133	Payments & Other Credits \$0.00	Purchases & Other Charges \$310.47	Cash Advances \$0.00	Total Activity \$310.47
---	---	--	--------------------------------	-----------------------------------

Cardholder Account Detail

Trans Date	Post Date	Plan Name	Reference Number	Description	Amount
01/03	01/03	PPLN01	24692162003100642617266	VAST CONFERENCE 888 8868869 CA	\$9.08
01/02	01/03	PPLN01	24943002003898000104943	COSTCO WHSE #0491 TEMECULA CA	\$47.47
01/04	01/05	PPLN01	24943002004700879728589	ADOBE ACROPRO SUBS 800 443 8158 CA	\$67.96

PLEASE DETACH COUPON AND RETURN PAYMENT USING THE ENCLOSED ENVELOPE - ALLOW UP TO 7 DAYS FOR RECEIPT

UMPQUA BANK
PO BOX 35142 LB1181
SEATTLE WA 98124 5142



Account Number
####-####-####-7117

Check box to indicate name/address change on back of this coupon

AMOUNT OF PAYMENT ENCLOSED

Closing Date	New Balance	Total Minimum Payment Due	Payment Due Date
01/31/22	\$3,082.25	\$3,082.25	02/25/22



BL ACCT 00002840-20000001
FALLBROOK REG HEALTH DIST
138 SOUTH BRANDON ROAD
FALLBROOK CA 92028

MAKE CHECK PAYABLE TO:

UMPQUA BANK COMMERCIAL CARD OPS
PO BOX 35142 - LB1181
SEATTLE WA 98124-5142

BL ACCT 00002840-20000001
 FALLBROOK REG HEALTH DIST
 Account Number: #### #### #### 7117

Cardholder Account Detail Continued					
Trans Date	Post Date	Plan Name	Reference Number	Description	Amount
01/06	01/07	PPLN01	24943002007898002060370	COSTCO WHSE #0491 TEMECULA CA	\$19.56
01/13	01/14	PPLN01	74766682013201983619225	BLS*TOMEDES LTD 8777748914	\$70.00
01/13	01/14	PPLN01	74766682013201983619225	INTERNATIONAL TRANS FEE	\$1.40
01/27	01/28	PPLN01	24906412027139390841135	EIG*CONSTANTCONTACT.COM 855-2295506 MA	\$95.00

Cardholder Account Summary					
RACHEL MASON #### #### #### 2600		Payments & Other Credits \$0.00	Purchases & Other Charges \$2,930.74	Cash Advances \$0.00	Total Activity \$2,930.74

Cardholder Account Detail					
Trans Date	Post Date	Plan Name	Reference Number	Description	Amount
01/07	01/09	PPLN01	24055222007207171400094	SQUARE PEG ENTERPRISES 305-204-2223 FL	\$2,575.00
01/13	01/16	PPLN01	24692162014100355023873	STARBUCKS STORE 25590 FALLBROOK CA	\$81.40
01/15	01/17	PPLN01	24744552017240000149157	127 West Social House Fallbrook CA	\$175.62
01/21	01/21	PPLN01	24692162021100154339091	AMZN Mktp US*0Y1MA3DN3 Amzn.com/bill WA	\$28.00
01/28	01/30	PPLN01	24692162028100634889080	AMZN Mktp US*4B9ZX4JH3 Amzn.com/bill WA	\$70.72

Finance Charge Summary / Plan Level Information									
Plan Name	Plan Description	FCM ¹	Average Daily Balance	Periodic Rate *	Corresponding APR	Finance Charges	Effective APR Fees **	Effective APR	Ending Balance
Purchases									
PPLN01 001	PURCHASE	E	\$0.00	0.06024%(D)	21.9900%	\$0.00	\$0.00	0.0000%	\$3,082.25
Cash									
CPLN01 001	CASH	A	\$0.00	0.06572%(D)	23.9900%	\$0.00	\$0.00	0.0000%	\$0.00
* Periodic Rate (M)=Monthly (D)=Daily							Days In Billing Cycle: 31		
** includes cash advance and foreign currency fees							APR = Annual Percentage Rate		
¹ FCM = Finance Charge Method									
(V) = Variable Rate If you have a variable rate account the periodic rate and Annual Percentage Rate (APR) may vary.									

INFORMES/POSIBLES MEDIDAS

Comité de Participación Pública y Gubernamental

INFORME DE PARTICIPACIÓN GUBERNAMENTAL/PÚBLICA – Marzo 2022

Gobierno

Internacional:

- **Crisis de Ucrania**

Si desea contribuir / donar a organizaciones que actualmente abordan las necesidades de la población ucraniana, o proporcionar recursos para las familias que requieren ayuda en casos de desastre:

USAID:

La Agencia de los Estados Unidos para el Desarrollo Internacional (USAID) ha desplegado un Equipo de Respuesta de Asistencia en Desastres (DART) para responder a las crecientes necesidades humanitarias derivadas de la invasión no provocada e injustificada de Ucrania por parte de Rusia. DART de USAID, que actualmente tiene su sede en Cracovia, Polonia, está trabajando estrechamente con aliados y socios europeos que estarán en la primera línea de la respuesta. El equipo dirigirá la respuesta humanitaria del gobierno de los Estados Unidos para ayudar a abordar las necesidades críticas causadas por la invasión rusa de Ucrania, incluida la respuesta a las necesidades de los desplazados internos. USAID se coordinará estrechamente con el Departamento de Estado, ya que también apoyará a las organizaciones internacionales asociadas que responden a las necesidades de los desplazados internos. El Departamento de Estado liderará la respuesta del Gobierno de los Estados Unidos sobre cualquier situación de refugiados resultante.

Embajada de los Estados Unidos en Ucrania:

+380 044 521 5000, Asistencia de emergencia: 044-521-5566 Correo electrónico: kyivacs@state.gobernador. Recién anunciado: Provisión de casi \$ 54 millones en asistencia humanitaria a los afectados por la invasión de Rusia. \$ 26 millones del Departamento de Estado y \$ 28 millones de la Agencia de los Estados Unidos para el Desarrollo Internacional. La asistencia humanitaria más reciente fluirá a través de organizaciones humanitarias independientes que brindan asistencia basada en las necesidades (incluida la atención médica de emergencia). (ua. usembassy. gov) <https://ua.usembassy.gov/the-united-states-announces-additional-humanitarian-assistance-for-the-people-of-ukraine>

Recursos:

<https://www.savethechildren.org>

Comité Internacional de Rescate: <https://www.rescue.org>

<https://www.unicefusa.org> 1-855-9Rescue

Cuerpo Médico Internacional: <https://internationalmedicalcorps.org>

Proyecto Esperanza: (Apoyo médico sobre el terreno a países en crisis) <https://www.projecthope.org>

Médicos Sin Fronteras: <https://www.doctorswithoutborders.org>

Senador. Alex Padilla: (619) 239-3884 y (202) 224-3553 y (202) 224-2200.

Senador. Diane Feinstein: (202) 224-3841

Nacional

- **COVID-19- Nuevos informes sobre salud y bienestar de niños/jóvenes durante la pandemia (Viernes, 18 de Febrero de 2022 Relaciones con los medios de comunicación de los CDC)**

Hoy, los CDC están publicando dos nuevos informes en *MMWR* que proporcionan información importante sobre la salud y el bienestar de los niños y adolescentes durante la pandemia de COVID-19.

La identificación temprana y la ampliación de las estrategias de prevención e intervención basadas en la evidencia son fundamentales para mejorar la [salud mental](#) de los niños, especialmente entre las mujeres adolescentes que podrían tener una mayor necesidad. Los CDC recomiendan una mayor conciencia sobre los problemas de salud entre los niños y adolescentes que podrían surgir debido a la atención médica retrasada y la mayor angustia emocional.

Para el artículo completo: <https://www.cdc.gov/media/releases/2022/s0218-children-wellbeing-covid-19.html>

Información adicional sobre las recomendaciones actuales de los CDC para niños y adolescentes:

<https://www.cdc.gov/coronavirus/2019-ncov/vaccines/recommendations/children-teens.html>

Total de casos en EE. UU.: 78,855,000 Muertes totales en EE. UU.: 947,882 Vacunados completos: 215.7 millones

76.4% de la población estadounidense vacunada con una dosis, 65% completamente vacunada

<https://www.cdc.gov/coronavirus/2019-ncov/covid-data/covidview/index.html>

Estado

- **CDPH está compuesto por seis Centros:** el Centro para Comunidades Saludables, el Centro de Enfermedades Infecciosas, el Centro de Salud Familiar, el Centro de Salud Ambiental, el Centro de Calidad de atención médica y el Centro de Estadísticas de Salud e Informática. El presupuesto de CDPH apoya actividades y servicios que refuerzan el compromiso del estado con la salud y el bienestar de todos los californianos. Para 2022-23, el Presupuesto del Gobernador proporciona \$ 5.7 mil millones para el apoyo de los programas y servicios del CDPH, un aumento del 20.73 por ciento con respecto al Presupuesto Promulgado 2021-22. Del total de la propuesta de Presupuesto del Gobernador, \$2.8 billones son para Operaciones Estatales y \$2.9 billones son para Asistencia Local. El presupuesto afirma el compromiso del CDPH de abordar las necesidades de salud pública de los californianos
- **El presupuesto del gobernador destaca el año fiscal 2022-23 departamento de salud pública de California:**
Para más información: <https://www.cdph.ca.gov/Pages/GovernorsBudget.aspx>
- **Las escuelas de CA no tienen que exigir máscaras después del 11 de marzo:**
<https://www.sandiegouniontribune.com/news/education/story/2022-02-28/california-schools-can-go-mask-optional-after-march-11>
El levantamiento del mandato de máscaras escolares del estado se aplicará tanto a los estudiantes como al personal después del 11 de marzo. Los estándares de la División de Seguridad y Salud Ocupacional de California, que se aplican a los empleados escolares, están alineados con la decisión del estado sobre el 11 de marzo, dijeron el martes funcionarios escolares del condado.
- **COVID-19**
 - Estadísticas
 - 71,632.009 vacunas totales administradas.
 - El 83,1% de la población elegible (5+) ha sido vacunada con al menos una dosis.
 - California tiene 8,382,656 casos confirmados hasta la fecha.
 - Ha habido 84,712 muertes por COVID-19 desde el inicio de la pandemia.
 - COVID-19 se cobra la vida de 174 californianos cada día (recuento promedio diario de muertes durante 7 días).
 - Preguntas Frecuentes
 - Guía / Preguntas frecuentes sobre las escuelas K-12 del Departamento de Salud Pública de CA: <https://www.cdph.ca.gov/Programs/CID/DCDC/Pages/COVID-19/schools-faq.aspx>
 - Citas de vacunación y vacunación de refuerzo: <https://myturn.ca.gov/>
 - El registro de vacunación en formato digital está disponible en: <https://myvaccinerecord.cdph.ca.gov/>
 - Cuánto tiempo poner en cuarentena o aislar: covid19.ca.gov

Actualizaciones del Condado de San Diego y Live Well

- **Equipos móviles de respuesta a crisis que operan con éxito en todo el condado**
<https://www.countynewscenter.com/mobile-crisis-response-teams-successfully-operating-countywide/#:~:text=By%20Jos%C3%A9%20A,4%3A15%20PM>

En los últimos años, el condado ha hecho aumentos significativos en la inversión y los fondos para proporcionar un mejor acceso a los servicios de salud conductual. Los Equipos Móviles de Respuesta a Crisis, o MCRT, están disponibles en todo el condado para las personas que experimentan una crisis de salud mental o uso de sustancias. Los equipos están compuestos por médicos de salud mental con licencia,

administradores de casos y especialistas en apoyo entre pares que viajan a la persona para proporcionar evaluación, servicios de intervención en crisis y conexiones con el tratamiento y otros servicios, según sea necesario. La capacitación, la compasión y los recursos que estos equipos traen consigo en cada llamada está demostrando ser una combinación ganadora. La adición de los equipos de crisis es solo una punta del esfuerzo multifacético del condado para revisar el sistema de salud mental roto de la región. Con demasiada frecuencia, las personas que luchan con enfermedades mentales se encuentran entrando y saliendo de las salas de emergencia o las celdas de la cárcel, ninguna de las cuales está bien equipada para tratar y apoyar a las personas en una crisis de salud mental, dicen las autoridades. "La mayoría de estas llamadas no son de naturaleza criminal. Son más adecuados para un especialista médico o conductual", dijo Téllez. "Eso es lo que nuestra comunidad y nuestros funcionarios electos quieren. Quieren que los profesionales de la salud mental, los especialistas en comportamiento, manejen la mayor parte de esto".

- **COVID-19** Para información COVID del condado de San Diego: visite fallbrookhealth.org y https://www.sandiegocounty.gov/content/sdc/hhsa/programs/phs/community_epidemiology/dc/2019-nCoV/status.html

Participación pública

Distrito de Salud Regional de Fallbrook

- **Pruebas de COVID-19** : visite <https://www.fallbrookhealth.org/covid-19-testing>
Pruebas PCR: una colaboración del Distrito de Salud Regional de Fallbrook y el Centro de Salud Familiar de Fallbrook, jueves, 2/17, 2/24, 3/3 y 3/10 de 8:30 a.m. a 11:30 a.m. -ver sitio web.
- **Reunión del Comité de Participación Pública/Gobierno**: Celebrada el 2/23/22. Discutió los esfuerzos de participación pública a través del Centro de Bienestar, las Redes Sociales, así como los eventos / actividades / programas que se ofrecen actualmente en el Centro de Bienestar y los programas planificados futuros. Discutió las pruebas actuales de COVID proporcionadas en el Centro de Bienestar semanalmente. Se tocaron las consideraciones presupuestarias para el Comité para el año fiscal 2022-2023. La discusión tuvo lugar re. revisión de las metas y objetivos del Comité de Gobierno / PE del distrito, con Howard Salmon y Kate Schwartz haciendo sugerencias para su consideración. Schwartz planteó el tema para la consideración de los cambios en el "Panorama de salud y bienestar" para los métodos de prestación de servicios / programas y sugirió una mayor consideración y discusión por parte del Comité, así como de la Junta en su conjunto.

Prensa – Artículos de Village News

Health district responds to shortage of COVID-19 test kits

[Share](#)
[Tweet](#)
[Pin](#)
[+](#)
0 Comments
Last updated 1/28/2022 at 12:06pm | [View PDF](#)



Rick Monroe
Special to the Village News

Test kits for COVID-19 were scarce in Fallbrook in early January as people sought ways to confirm whether they had the Omicron variant. In fact, there was some public panic when the Fallbrook Regional Health District's outreach to disburse test kits was postponed.

Wellness Center Administrator Theresa Geracitano explained that the event was cancelled because the event co-sponsor, Cal Fire, could not participate because they had too many workers with COVID 19. On top of that, some key Health District staff were out with illnesses.

B-6 | The Fallbrook Village News | www.VillageNews.com

February 10, 2022

HEALTH

COVID-19 tests offered at Wellness Center

Rick Monroe
Special to the Village News

Last month, the Fallbrook Regional Health District gave away 450 COVID-19 home tests to area residents. The next four Thursdays, beginning Feb. 17, they will provide free PCR tests

performed at the Community Health and Wellness Center at 1636 E. Mission Road.

The health district is partnering with Fallbrook Family Health Center to offer the highly accurate tests, which involve a nose swab being sent to a laboratory and the results emailed to the person

tested. The FFHC administers the tests.

Appointments are necessary, 8:30-11:30 a.m., and they can be scheduled by phone, 760-731-9187, or online at fallbrookhealth.org/covid-19/testing. Testing details are on the web page.

"Online appointments are the

best way," said Theresa Geracitano, Wellness Center administrator, "but we can help people who may have technical challenges."

The tests are provided by the California Department of Public Health and are free.

Cal Fire previously partnered with the health district, but

Geracitano said their focus has returned to fire services.

The dates of the tests are Feb. 17, Feb. 24, March 3 and March 10.

The free Antigen home tests are no longer available.

VILLAGE NEWS



Social Club
 MEMBERSHIP INCLUDES: Access to all locations, room, Workspace lounges, Mailing address, 14 Exclusive Events for you and a guest, FREE GOLF Report of your Business & 50% Off 1st ad with V

[Home](#)
[News](#)
[Community](#)
[Sports](#)
[Lifestyles](#)
[Opinion](#)
[Entertainment](#)
[Regional](#)
[National](#)

Clarification

In the 2/10/22 article "COVID-19 tests offered at Wellness Center," the writer wrote "Last month, the Fallbrook Regional Health District gave away 450 COVID-19 home tests to area residents." The total number of tests given out by the district in January was 1,100. It was at the third test giveaway event that 450 tests were distributed. Village News apologizes for the error.

Las actividades del Centro de Bienestar del Distrito de Salud están en el Sección Calendario

CALENDAR

Feb. 12 – 10 a.m. to 12:30 p.m. – The Holy Spirit Prayer & Healing Ministry will hold an open house, 300 N. Brandon, Suite 22. It is an accepting, loving, safe and confidential environment where anyone, Christian or not, can come and receive private prayer from a team of trained Christians who are called for this purpose. To request a prayer or find more information, visit fallbrookhealingprayers.org.

Feb. 14, 28 – 1-3 p.m. A Hands Only CPR will be offered at the Fallbrook Regional Health District's Community Health & Wellness Center, 1636 E. Mission Road. For more info, call 760-731-9187 or visit <http://www.fallbrookhealth.org/>.

Feb. 17, 24, March 3, 10 – 8:30-11:30 a.m. – COVID-19 testing is being held at the Fallbrook Regional Health District's Community Health & Wellness Center, 1636 E. Mission Road. For more info, call 760-731-9187 or visit <http://www.fallbrookhealth.org/>.

Feb. 17 – 4-7 p.m. – Fallbrook Chamber of Commerce to hold its annual Business Expo at Pala Mesa Resort. This event is free to attend and an excellent opportunity to "Discover Your Community!" There will be free food, a no-host bar, giveaways and more. Details for the expo can also be found at www.fallbrookchamberofcommerce.org.

Feb. 21 – 11 a.m. to 4 p.m. – A Blood Drive will be held at the Fallbrook Regional Health District's Community Health & Wellness Center, 1636 E. Mission Road. For more info, call 760-731-9187 or visit <http://www.fallbrookhealth.org/>.

March 9 – 4-7 p.m. – Good Dog! Service Canines is hosting a 10-year anniversary celebration at Monserate Vineyards and Winery, called Art 4 Good Dogs. The event will include a live and silent auction, meet-and-greet with service dogs in training, live music, hosted wine and beer bar,

Aspectos destacados de las redes sociales: publicaciones colaborativas de alto rendimiento

Facebook:



Fallbrook Regional Health District
Published by Instagram · February 2 at 4:25 PM · Instagram · ...

It's move in day for @michelles_place! Patient Resources and Patient Navigator meetings will be held on the Community Health and Wellness Center grounds where patients can feel more comfortable. Laura Cuevas- Lawrence, and Priscilla Gutierrez are Fallbrook's Patient Navigators. We are so grateful for this partnership!



1,138
People reached

283
Engagements

Boost post

Instagram:



Campaña de RCP solo con las manos para aumentar la participación: a los asistentes se les proporcionan enlaces a nuestra publicación para que puedan compartirla en sus páginas. Aumentar la egagement y promover nuestra capacitación en RCP.

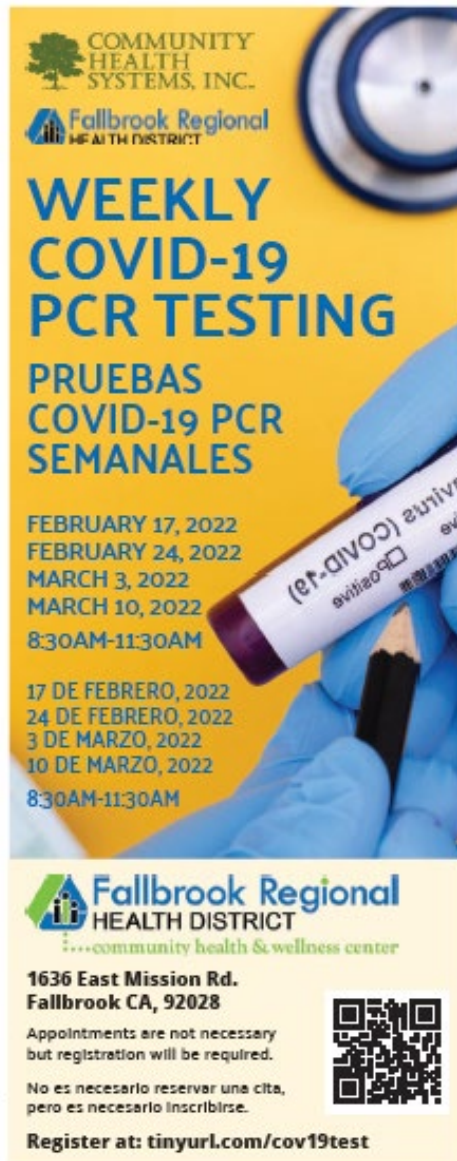


Campaña de pruebas PCR: Después de la baja asistencia inicial, la campaña se revisó para prepararse para el fin de semana con la prueba

Village News Ad

Redes sociales: Prepárate para el fin de semana con la prueba Campaign

v.VillageNews.com / The Fallbrook Village News / B-11



COMMUNITY HEALTH SYSTEMS, INC.
Fallbrook Regional HEALTH DISTRICT

WEEKLY COVID-19 PCR TESTING

PRUEBAS COVID-19 PCR SEMANALES

FEBRUARY 17, 2022
FEBRUARY 24, 2022
MARCH 3, 2022
MARCH 10, 2022
8:30AM-11:30AM

17 DE FEBRERO, 2022
24 DE FEBRERO, 2022
3 DE MARZO, 2022
10 DE MARZO, 2022
8:30AM-11:30AM

Fallbrook Regional HEALTH DISTRICT
 ...community health & wellness center

1636 East Mission Rd.
Fallbrook CA, 92028

Appointments are not necessary but registration will be required.
 No es necesario reservar una cita, pero es necesario inscribirse.

Register at: tinyurl.com/cov19test

Fallbrook Regional Health District
 Published by Theresa Geracitano · February 23 at 9:00 AM


It's looking like sunshine this weekend! Don't let COVID-19 get in the way of your weekend plans. We will have testing on Thursdays so you can go into the weekend knowing you're safe to go out. Come to the Community Health and Wellness Center Thursday, February 24th from 8:30 - 11:30 am . While you don't need to make an appointment you do need to register online. If you have questions call 760-731-9187.

<https://home.color.com/covid/sign-up/start?partner=cdph2992>

¡Este fin de semana parece que va a haber sol! No dejes que COVID-19 impida tus planes para el fin. Tendremos pruebas los Jueves para que usted pueda entrar en el fin de semana sabiendo que está seguro para salir. Venga al Community Health & Wellness Center el Jueves, 24 de Febrero. Aunque no es necesario hacer una cita, sí es necesario registrarse en línea. Si tiene preguntas llame 760-731-9187.

<https://home.color.com/covid/sign-up/start?partner=cdph2992>

See Translation



NO DEJES QUE COVID ARRUINE El Fin de Semana
PRUEBAS DE COVID-19 SEMANALES
 JUEVES
 24 DE FEBRERO, 2022
 3 DE MARZO, 2022
 10 DE MARZO, 2022
 8:30AM-11:30AM
 Fallbrook Regional Health District
 Community Health and Wellness Center
 1636 East Mission Rd, Fallbrook CA, 92028
 No es necesario reservar una cita, pero es necesario inscribirse.
<https://tinyurl.com/cov19test>

DON'T LET COVID RUIN YOUR Weekend
WEEKLY COVID-19 TESTING
 THURSDAY
 FEBRUARY 24, 2022
 MARCH 3, 2022
 MARCH 10, 2022
 8:30AM-11:30AM
 Fallbrook Regional Health District
 Community Health and Wellness Center
 1636 East Mission Rd, Fallbrook CA, 92028
 Appointments are not necessary but registration will be required.
<https://tinyurl.com/cov19test>

Fallbrook Regional Health District Send message

1,021 People reached 42 Engagements **Boost again**

INFORMES/POSIBLES MEDIDAS
Directora General

INFORME DE LA DIRECTORA EJECUTIVA - MARZO

Actualizaciones de COVID-19:

- En asociación con Community Health Systems, el Fallbrook Family Health Center, hemos comenzado a ofrecer eventos de pruebas PCR los jueves por la mañana.
 - Comenzamos a ofrecer este servicio el 2.17. Las pruebas se ofrecerán de 8:30 a 11:30 a.m los jueves.
 - La demanda de pruebas ha disminuido significativamente, por lo que organizaremos una opción alternativa después de que finalice el período de 4 semanas.
- Estamos alentando activamente a las personas a conectarse con las farmacias locales para obtener sus refuerzos y pruebas rápidas según sea necesario, ya que tendremos menos eventos respaldados por el Condado.

Centro Comunitario de Salud y Bienestar:

- Recordatorio de que realizaremos un taller de la Junta con Taylor Design el Viernes 11 de Marzo, para que puedan analizar su propuesta. La segunda mitad de la reunión será una conversación abierta sobre lo que el Distrito presupuestará para el desarrollo del proyecto.
- Theresa ha identificado la posición de personal del centro. Patty Taylor comenzará con nosotros el 16 de Marzo. Patty es bilingüe y viene a nosotros a través de la tienda Fallbrook Fertilizer, Feed and Farm, donde ha trabajado durante muchos años. Patty es graduada de Fallbrook High School, conoce a muchas personas en la comunidad y tiene excelentes habilidades de servicio al cliente.

Redistribución:

- Tuvimos un Foro Comunitario el 3.5 y discutiremos los resultados de esa reunión. Si se necesitan fechas de reunión adicionales, se habrá determinado en esa reunión; si se necesitaron fechas adicionales, buscaremos identificarlas en esta reunión.

Contratos-Subvenciones de Salud Comunitaria:

- Tuvimos 23 presentaciones de subvenciones para el ciclo FY22.23. Jennifer y yo estamos actualizando la herramienta de puntuación, mientras que Linda y yo estamos preparando las aplicaciones para su distribución a la junta. Tenga en cuenta que el Entrenamiento de Confiabilidad de Interrater se llevará a cabo el Martes 22 de Marzo a las 5 p.m. Celebraremos una Reunión Especial de la Junta para la calificación y concesión de las subvenciones el sábado 23 de Abril.

Finanzas y Auditoría:

- Como recordatorio, he comenzado a delinear el próximo presupuesto del año fiscal. He pedido a cada presidente de comisión que remita cualquier posible aspecto financiero que necesite consideración.

Personal y Operaciones:

- Pam Knox pudo ayudarnos con la limpieza y reorganización de los registros en papel del Distrito. Los documentos antiguos se trituraron en coordinación con un asesor legal y de acuerdo con el cronograma de retención de registros. La lista de documentos está disponible para su revisión. Linda ahora supervisará los registros de envejecimiento y mantendrá actualizado nuestro programa de retención.

INFORMES/POSIBLES MEDIDAS
Consejero General

LAW OFFICES OF
JEFFREY G. SCOTT

16935 WEST BERNARDO DRIVE, SUITE 170
SAN DIEGO, CA 92127

(858) 675-9896
FAX (858) 675-9897

JEFFREY G. SCOTT

Of Counsel
JAMES R. DODSON

FECHA: 9 de Marzo de 2022

PARA: Consejo de Administración
Rachel Mason, directora ejecutiva
Distrito de Salud Regional de Fallbrook

DE: Jeffrey G. Scott, Consejero General

RE: Proyectos de Ley de Interés e Iniciativa FIPA

AB 1859 (Levine D) Servicios de salud mental. (Introducido: 2/8/2022)

Estado: 18/02/2022-Referido a la Com. de SALUD.

Resumen: Este proyecto de ley requeriría un plan de servicios de atención médica o una póliza de seguro de salud emitida, enmendada o renovada a partir del 1 de enero de 2023, que incluya cobertura para servicios de salud mental para, entre otras cosas, aprobar la prestación de servicios de salud mental para personas que están detenidas para tratamiento y evaluación de 72 horas y programar una cita ambulatoria inicial para esa persona con un profesional de salud mental con licencia en una fecha que sea dentro de las 48 horas siguientes a la liberación de la persona. El proyecto de ley contiene otras disposiciones relacionadas que aumentan la cobertura.

AB 1894 (Rivas, Luz D) Designado grupo asesor de financiamiento de hospitales públicos. ((Introducido: 2/9/2022)

Estado: 18/02/2022-Referido a la Com. de SALUD.

Resumen: La ley existente establece el programa Medi-Cal, que es administrado por el Departamento de Servicios de Atención Médica del Estado, bajo el cual las personas calificadas de bajos ingresos reciben servicios de atención médica, ya sea a través de un sistema de prestación de atención administrada o de pago por servicio. Este proyecto de ley requeriría que el departamento creara un grupo asesor para evaluar los crecientes desafíos financieros que enfrentan los sistemas hospitalarios públicos designados y requeriría que el departamento trabaje con los hospitales públicos designados en posibles

estrategias de financiamiento para estabilizar su financiamiento. El proyecto de ley requeriría que la junta asesora esté compuesta por varios representantes, incluidos representantes de la Asociación de Hospitales de California, la Asociación de Condados del Estado de California y la Asociación de Hospitales Públicos y Sistemas de Salud de California. El proyecto de ley requeriría que el departamento presente un informe a la Legislatura, a más tardar el 1 de julio de 2023, que describa los desafíos financieros de los hospitales públicos designados y proporcione recomendaciones de políticas para abordar las crecientes pérdidas financieras y la inestabilidad financiera.

AB 1993 (Wicks D) Empleo: requisitos de vacunación contra la COVID-19.

Estado: Podrá ser escuchado en comisión el 13 de marzo.

Resumen: Este proyecto de ley requeriría que un empleador exija a cada persona que sea un empleado o contratista independiente, y que sea elegible para recibir la vacuna COVID-19, que muestre pruebas al empleador de que la persona ha sido vacunada contra COVID-19. Este proyecto de ley establecería una excepción a este requisito de vacunación para una persona que no es elegible para recibir una vacuna COVID-19 debido a una condición médica o discapacidad o debido a una creencia religiosa sincera, según se especifique, y requeriría el cumplimiento de varias otras leyes estatales y federales. El proyecto de ley requeriría que el estado de prueba de vacunación se obtenga de una manera que cumpla con las leyes de privacidad federales y estatales.

AB 2123 (Villapudua D) Ley de Incorporación de la Atención Médica a las Comunidades de 2023.

Estado: Podrá ser escuchado en comisión el 18 de marzo.

Resumen: Este proyecto de ley establecería el Programa de Introducción de la Atención Médica en las Comunidades que será administrado por el Departamento de Vivienda para proporcionar subsidios de vivienda a profesionales de la salud específicos que se utilizarán para los pagos de la hipoteca de una residencia permanente en un área de escasez de profesionales de la salud, según se especifique. Según el proyecto de ley, un profesional de la salud sería elegible para una subvención por hasta 5 años. El proyecto de ley haría que sus disposiciones fueran operativas tras la apropiación por parte de la Legislatura.

AB 2449 (Rubio, Blanca D) Reuniones abiertas: agencias locales: teleconferencias. (Introducido: 17/02/2022)

Estado: 18/02/2022 - Podrá ser oído en comisión el 20 de marzo.

Resumen: La Ley Brown, requiere, con excepciones específicas, que todas las reuniones de un cuerpo legislativo de una agencia local, sean abiertas y públicas y que a todas las personas se les permita asistir y participar. La ley permite que las reuniones se

celebren a través de teleconferencias con sujeción a ciertos requisitos, en particular que el órgano legislativo notifique cada ubicación de teleconferencia de cada miembro que participará en la reunión pública, que cada ubicación de teleconferencia sea accesible al público, que los miembros del público puedan dirigirse al cuerpo legislativo en cada lugar de teleconferencia, que el cuerpo legislativo publique una agenda en cada lugar de teleconferencia, y que al menos un quórum del cuerpo legislativo participe desde ubicaciones dentro de los límites de la jurisdicción de la agencia local. La ley establece una exención al requisito jurisdiccional durante los períodos de estado de emergencia. Este proyecto de ley autorizaría a una agencia local a utilizar la teleconferencia sin cumplir con los requisitos especificados de teleconferencia si al menos un quórum de los miembros del cuerpo legislativo participa en persona desde un lugar singular claramente identificado en la agenda que está abierto al público y situado dentro de la jurisdicción de la agencia local. El proyecto de ley impondría requisitos prescritos para esta excepción en relación con la notificación, los órdenes del día, los medios y la forma de acceso, y los procedimientos para las interrupciones. El proyecto de ley requeriría que el cuerpo legislativo implemente un procedimiento para recibir y resolver rápidamente las solicitudes de adaptaciones razonables para las personas con discapacidades, de acuerdo con la ley federal.

En otras noticias, ACHD está solicitando que los distritos de atención médica de todo el estado tomen medidas para oponerse a la iniciativa de la Ley de Equidad para Pacientes Lesionados (FIPA). Según ACHD, la iniciativa FIPA que se presentará ante los votantes en noviembre está siendo financiada por abogados de fuera del estado para aumentar los pagos y eliminar las salvaguardas existentes previstas en la Ley de Reforma de Compensación por Lesiones Médicas. La medida elimina los límites a los honorarios de los abogados, lo que resultaría en enormes ganancias inesperadas, obligaría a las clínicas comunitarias a reducir los servicios y llevaría a los médicos a reducir la atención debido a los mayores riesgos de responsabilidad de tratar a los pacientes.

DEBATE/POSIBLES MEDIDAS

DISCUSIÓN/POSIBLES PUNTOS DE ACCIÓN

Consideración de propuestas de pavimentación para estacionamiento en 138 S. Brandon Rd. – Rachel Mason



EAGLE PAVING

We Work Harder

13915 Danielson Street, Suite 201 Poway, CA 92064
 Telephone: (858) 486-6400 Fax: (858) 486-6402

Proposal / Contract

ESTIMATOR	DATE	PROPOSAL #
Mike	1/26/2022	32269 MF

CSLB 944939

NAME / ADDRESS / PHONE	JOB SITE
Fallbrook Regional Health District Robert Holmes 951-334-8688 rholmes747@att.net 138 South Brandon Road Fallbrook, CA 92028	Fallbrook Regional Health District 138 South Brandon Road Fallbrook, CA 92028

We hereby propose to furnish the labor, materials & equipment necessary to complete the following:	AMOUNT
<p>5. HOT RUBBERIZED CRACK SEAL:</p> <ul style="list-style-type: none"> • Barricade work area as necessary with delineators and caution tape. • Clean out and remove debris and vegetation from cracks. • Hot crack-seal approx. 1,000 LF of cracks (1/4" - 1/2" wide). • Note: no specific results implied, due to subgrade movement. <p>6. SEAL COAT:</p> <ul style="list-style-type: none"> • Barricade work area as necessary with delineators and caution tape. • Clean existing asphalt surface with blowers and hand brooms. • Squeegee/spray (1) coat of GoldStar Seal or equivalent over approx. 7,100 SF in (1) move. • Note: seal coat will not adhere properly to areas with oil, gas, or fuel spots. • Note: delamination may occur if sealed over defective material. <p>7. STRIPING:</p> <ul style="list-style-type: none"> • Barricade work area as necessary with delineators and caution tape. • Restripe per original layout, using (1) coat of water-based, state-approved paint. <p>TOTAL FOR LINE ITEMS 5 - 7:</p>	4,578.00

PAYMENT TERMS: <ul style="list-style-type: none"> • Payment due upon completion. • Progress billing required per phase. • Fraud alert: Eagle Paving will never request wire payments. • By signing this proposal/contract, I/we accept Eagle Paving terms and conditions. 	TOTAL:
	I/ we are authorized to sign on behalf of customer listed above and accept the terms of this proposal:
	Sign: Name: _____ Date: _____



EAGLE PAVING

We Work Harder

13915 Danielson Street, Suite 201 Poway, CA 92064
 Telephone: (858) 486-6400 Fax: (858) 486-6402

Proposal / Contract

ESTIMATOR	DATE	PROPOSAL #
Mike	1/26/2022	32269 MF

CSLB 944939

NAME / ADDRESS / PHONE	JOB SITE
Fallbrook Regional Health District Robert Holmes 951-334-8688 rholmes747@att.net 138 South Brandon Road Fallbrook, CA 92028	Fallbrook Regional Health District 138 South Brandon Road Fallbrook, CA 92028

We hereby propose to furnish the labor, materials & equipment necessary to complete the following:	AMOUNT
(OPTION A) ADDITIONAL COAT OF SEAL: • Apply second coat of seal over approx. 7,100 SF on same move(s). Add: \$950.00 Initial if accepted _____ Initial if not accepted _____ (OPTION B) • Install (1) new van Handicap sign and post. Add: \$300.00 Initial if accepted _____ Initial if not accepted _____ NOTES: • Price valid for 30 days. • All Terms & Conditions apply. • Excludes anything not in above scope of work. • Prices are based on Prevailing Wages. • Handicap stall will not be A.D.A. compliant after overlay as discussed during job walk.	

PAYMENT TERMS: • Payment due upon completion. • Progress billing required per phase. • Fraud alert: Eagle Paving will never request wire payments. • By signing this proposal/contract, I/we accept Eagle Paving terms and conditions.	TOTAL:	\$16,824.00
	I/ we are authorized to sign on behalf of customer listed above and accept the terms of this proposal:	
	Sign:	
	Name:	Date:

TERMS & CONDITIONS

FRAUD ALERT/PREVENTION

1. Under **NO** circumstance will Eagle Paving request for payments to be wired unless a previous ACH authorization form has been submitted, prior to commencement of this project. If you do not have such prior approval and have received an email requesting to have payments wired, **STOP - DO NOT WIRE** and call our office at 858-486-6400 immediately. Note: if a fraudulent wire payment is made, you the customer is still responsible for any outstanding payments not received by Eagle Paving.

GENERAL

1. Excludes any and all permits, engineering, water supply, BMPs, and stormwater pollution prevention plans (SWPPP) unless otherwise stated.
2. Pricing is based on material pricing and valid for 30 days from the date of this proposal. Due to the volatile nature of oil prices, project pricing may be subject to material surcharge. All surcharges will be negotiated prior to commencement of project.
3. We will trim visible tree roots during excavation; however, tree roots will continue to grow and the concrete/asphalt may be raised or broken again.
4. Project schedule will be postponed if weather conditions will not allow for our quality standards.
5. We will work around vehicles, storage, etc. left in work areas. Any return trips will be an extra charge.
6. There will be an extra charge to fix any work damaged by residents, tenants, pedestrians, etc.
7. Any extra square footage, areas/locations, services or work not included in proposal will be billed per industry standards, not at a unit rate charge. This includes permits and traffic control.
8. **Eagle Paving reserves the right to outsource/subcontract this project in part or in whole to qualified/approved vendors.**
9. Eagle Paving is not responsible for damages to underground lines, cables, valves, utilities, vaults, gate & traffic loops or sensors, etc. unless they are specifically indicated or clearly identified on drawings or ground markings by the owner prior to excavation and installed to code.
10. Eagle Paving is not responsible for damages to existing landscaping, vegetation, irrigation/sprinklers, etc. incurred during the course of work and/or as a result of project scope.
11. A late cancellation fee will be charged for cancellations within 48 hours of schedule date.

ASPHALT

1. **Eagle Paving is not responsible for any pre-existing subgrade deficiencies or reflecting cracking when paving over existing cracked or damaged pavement. Reflective cracking is normal & expected to appear within the first 3-12 months when paving over existing alligatored/cracked surface. No promises or warranties are implied.**
2. Asphalt overlays will not change the course of water runoff or drainage. An Asphalt overlay will not eliminate water ponding, as it will follow the contours of the original pavement. Reflective cracking may occur due to movement of the underlying pavement and base material. Asphalt overlays will not remedy pre-existing subgrade deficiencies.
3. New asphalt will cure for a full year, and a loss of small aggregates is normal and to be expected.
4. Trip hazard repairs will minimize them as much as possible, but 100% elimination is not guaranteed.
5. During removal process, contaminated loads (PetroMat, unsuitable soil, etc.) are subject to additional charges.
6. Net weight of asphalt material tonnage may fluctuate +/- a 10th due to drainage, matching existing edges, existing pavement contour, grading by others, poor subgrade compaction and/or other pre-existing conditions.
7. Unless otherwise specified, the term "fine grade" shall mean that present grades are within 1/10 foot (1.2 inches) plus or minus of finish sub-grade. There will be an extra charge for excess dirt to be hauled away or fill to be imported. Rough grade is not included in the proposal unless specifically stated.
8. Unless stated otherwise, the specifications for excavation and pavement replacement set forth in this agreement have been derived at by a visual inspection of the site and are determined to be adequate for light to normal traffic loading only when stable subsoil conditions exist. Over-excavation and fill required due to wet or unsuitable subgrade materials will be an extra charge.

SEAL COAT & CRACKFILL

1. Seal coat is a surface treatment only, and will not repair cracked or damaged asphalt, affect water drainage, or reverse the effects of aging. Cracks, surface imperfections, and texture differences will still be visible.
2. Scuffing and tracking is common for ~6-8 weeks after sealing. These marks will mend and fade away over time, and do not compromise the protective nature of the surface treatment.
3. Seal coat will be applied with squeegees or sprayed, depending on foreman's judgment of surface.
4. Seal coating will NOT adhere properly to areas where oil, gas, fuel, etc. has been dripped or leaked.
5. Because rubberized crackfill material is more flexible than sealcoat, hairline cracks may develop in sealcoat placed over rubberized crack filler. The crackfill will continue to protect from water intrusion.
6. Rubberized crackfill will sit on top of pavement and be noticeable. It may become sticky in hot weather and tear from turning vehicles or heavy trucks.
7. Cold-pour crackfill will settle into cracks & won't be flush with pavement surface.
8. Delamination may occur if sealed over defective material.

CUSTOMER ASSISTANCE NEEDED

1. Remove all vehicles & other obstructions out of work areas by 7:00 AM daily.
2. Notifying residents/tenants and on-site management of construction dates.
3. Turn off automatic sprinkler systems 24 hours prior to paving or seal coating.
4. Eagle Paving will not tow any vehicles. Customer assistance is mandatory.

CONCRETE

1. Although we utilize industry standard best practices in concrete placement, finishing and joint construction, all concrete is subject to cracking. Routine hairline cracking is not covered by the material and workmanship warranty.
2. Eagle Paving is not responsible for graffiti markings in concrete once our crew has left the job site. We suggest monitoring new concrete 4-6 hours minimum.

STRIPING

1. Red Curb Paint will continue to bubble, chip & peel if there are several layers of paint. Only light cleaning is included.
2. Striping will match existing layout unless specifically requested. Any return trips to change/add will be an extra charge.
3. When re-using wheelstops, most will break upon removal. Any extra wheelstops installed will be charged extra.

"MECHANIC'S LIEN" INSURANCE & WARRANTY

1. Warranty period: one-year industry standard on workmanship & material only.
2. In the event the invoice is not paid within 30 days, an interest charge of 1.5% per month will be added on all past-due invoices. Customer agrees to pay court costs and reasonable attorney fees in the event of default if this contract is turned over to an attorney for enforcement or collection. If all sums due are not paid prior to 20 days after completion of work for subcontracts or 50 days after completion of work for original (prime) contracts, Eagle Paving will pursue legal protection.
3. Eagle Paving will provide worker's compensation, public liability, and property damage insurance, and will keep same in force for the duration of this contract.
4. Should the owner, architect, or owner's agent make any changes to drawings, specifications, or actual field changes (i.e. elevations, quantities, or job conditions) that were not mutually understood to be part of this contract, Eagle Paving agrees to furnish the material and perform the work that the owner may require without nullifying this agreement, providing the owner agrees to pay for a reasonable addition to, or reduction from, the contract prices quoted. Requests for extra work should be made in writing, but the contractor is entitled to be paid for extra work produced in writing or not. If disputed, the extra work minimum charge will be cost plus 14% overhead and 10% profit.
5. Contractor has the right to progress invoice based on itemized scope of work. Contractor has the right to stop work if any payment shall not be made to contractor under this agreement; contractor may keep the job idle until all payments due are received.
6. After contractor has received a fully executed copy of this contract, contractor has 10 days within which to investigate the credit of the owner and any financial arrangements that have been made or may be made to assure payment of the contract price. If contractor is not satisfied that the financial arrangements are adequate to assure payment for the work to be done under this contract, he may cancel this contract within that 10-day period by written notice to the owner or owner's agent.
7. Under the "Mechanic's Lien" law (CA Code of Civil Procedures, Section 1181 et seq) any contractor, subcontractor, laborer, supplier, or other person who helps to improve your property but is not paid for his work or supplies, has a right to enforce a claim against your property. This means that after a court hearing, your property can be sold by the court and the proceedings of the sale used to satisfy the indebtedness. This can happen if you have paid your own contractor in full, if the subcontractor, laborer, or supplier remains unpaid.
8. Arbitration: if at any time, any controversy arises between contractor and owner (or contractor and subcontractor if this document serves as a subcontract agreement) regarding anything pertaining to this agreement and which the parties hereto do not promptly adjust and determine, or which the owner's representatives or architect cannot decide to the satisfaction of both parties, then the written orders of the contractor to the owner (or subcontractor if this document serves as a subcontract agreement) shall be followed. The controversy shall be submitted to and determined by arbitration under the construction industry arbitration rules of the American Arbitration Association then pertaining and the parties hereto agree to be bound by the award in such arbitration. Adjunct to the above, the protection of a mechanic's lien will not waive or operate to the exclusion of the right to arbitrate disputes.
9. Termination without cause: Eagle Paving, in its sole discretion and without cause, may terminate this contract, in whole or in part, at any time without incurring liability to the owner and/or owner's agent or representative for lost profits, or any other costs or damages.

ELECTRONIC SIGNATURES

1. By signing this proposal, or acceptance of this proposal via email, text message, or verbally, you are signing this Agreement electronically. You agree your electronic signature is the legal equivalent of your manual signature on this Agreement. By signing this proposal, you consent to be legally bound by this Agreement's terms and conditions.



L.C. Paving & Sealing, Inc.

620 Alpine Way
Escondido, Ca 92029

Phone (760) 752-1743 • Fax (760) 752-1674
Lic # 621610 • License Classifications A, B, C12

To: Robert Holmes	Contact: Robert Holmes
Address: Fallbrook, CA	Phone:
	Fax:
Project Name: 138 S. Brandon Rd - Parking Lot Upgrades	Bid Number: 111721-01
Project Location: 138 S. Brandon Rd, Fallbrook, CA	Bid Date: 11/17/2021

Item #	Item Description	Total Price
Repairs + Sealcoat		
1	R&R Approx. 848 Sq/Ft Damaged Parking Area; R&R Approx. 45 Sq/Ft Root Damaged Asphalt; R&R Approx. 15 Ln/Ft Damaged 6" Asphalt Berm Section; Pave Handicap Stall Per ADA Specifications; Crack Fill Up To 1,000 Ln/Ft Existing Damaged Sections; Apply New Sealcoat Over Approx. 7,030 Sq/Ft Area; Restripe Parking Lot To Match Existing	\$22,330.62
Total Price for above Repairs + Sealcoat Items:		<u>\$22,330.62</u>

Notes:

- Work to be completed during normal working hours; Monday-Friday, 7:00AM to 3:30PM (if nights and weekends are needed, additional charges will apply)
- Inclusions: Labor, Warranty, Materials, Demo, Equipment, Insurance.
- Exclusions: Weed killer, Traffic Control, Testing, Utility Adjustment, Engineering, Inspections, Permits, Water Supply, Clearing & Grubbing

Payment Terms:

Payment due within 30 days of date of invoice, regardless of when payment is made by Owner.

<p>ACCEPTED: The above prices, specifications and conditions are satisfactory and are hereby accepted.</p> <p>Buyer: _____</p> <p>Signature: _____</p> <p>Date of Acceptance: _____</p>	<p>CONFIRMED: LC Paving</p> <p>Authorized Signature: _____</p> <p>Estimator: _____</p>
---	--

Peters

PAVING & GRADING

GENERAL ENGINEERING

Lic. No. 593836A
(760) 723-3822 • (951) 676-6675

February 7, 2022

BUYER: BID PROPOSAL AND CONTRACT

Attn :

Fallbrook RHD **Phone: 951-334-8688**

138 S. Brandon St. **Fax :**

Fallbrook CA 92028 **Email: rholmes747@att.net**

Estimator : Richard Tammone

Bid No. : 18039

FAX 951.676.6678

EMAIL - peterspaving@me.com

Fallbrook RHD ,referred to herein as Buyer

Peters Paving & Grading, Inc. ,referred to herein as Seller, proposes to furnish buyer only the labor and materials listed below upon the terms set forth herein for the construction of certain asphalt and/or related improvements (see below) located at: **138 S Brandon St., Fallbrook**

Peters Paving & Grading, Inc. proposes to perform in a substantial and workmanlike manner, according to standard practices, the following:

SCOPE OF WORK	UNITS	UNITS OF MEASURE	DOLLARS PER UNIT	EXTENDED TOTAL
1 Move in equipment for grinding grading and compaction	1	Lump Sum	\$750.00	\$750.00
2 Remove failing asphalt and haul away to approved dumpsite in five areas	1180	Square Feet	\$3.00	\$3,540.00
3 Tack edges of existing asphalt with SS-1H and pave to level	1180	Square Feet	\$6.00	\$7,080.00
4 Remove broken 6" machine berm, haul out and repave(16LF)	1	Lump Sum	\$450.00	\$450.00
5 Grind out lip at concrete and repave Handicap area with 2"-3" to 0 " hot mix	1	Lump Sum	\$750.00	\$750.00
4 Clean and fill cracks 1/4" and larger with Hot crack fill	1000	Linear Feet	\$4.25	\$4,250.00
5 Blow clean then seal with one coat of Armor Top sealer (30 days after paving)	6524	Square Feet	\$0.35	\$2,283.40
6 Stripe to match existing layout (Handicap to be painted 2X -once after paving and once after sealing	1	Square Feet	\$750.00	\$750.00
			TOTAL:	<u>\$19,853.40</u>

Handicap area is not ADA Compliant. In order to make it ADA compliant sidewalk ramp and asphalt should be ripped out and be redone.

Job is prevailing wage**

The above improvements will be performed by seller for the Sum of : **\$19,853.40**

Nineteen Thousand Eight Hundred Fifty Three Dollars and 40/100

Payment Terms

10% Down, Balance Upon Completion.

PLEASE SIGN CONTRACT AND RETURN WITH DOWN PAYMENT

Terms: Net cash due and payable when billed according to field measurements. Account will be delinquent if billed amount is not wholly remitted within (7) days from terms of contract. Delinquent principal balance shall bear interest, from the inception of the date of delinquency, at a rate of 2.0% per month. Buyer to pay Seller's reasonable attorney's fees incurred with or without suit to collect any amount unpaid. CREDIT CARD CONVENIENCE FEE OF 3.5% ON ALL CHARGES OVER \$2,000.00.

Project Dates: Buyer understands this price is firm for work completed by: June 30, 2022

Seller is not responsible or liable for asphalt cracks, asphalt failures due to expansive soil, improperly compacted trenches, underlying asphalt cracks, or poor subgrade native materials. New asphalt should be seal coated a year after installation and every 3-5 years after for proper maintenance. All work is guaranteed for a term of one year from date of completion.

Contractors are required by law to be licensed and regulated by the Contractors State License Board, which has jurisdiction to investigate complaints against contractors if a complaint regarding a latent act or omission is filed within four years of the date of the alleged violation. A complaint regarding a latent act or omission pertaining to structural defects must be filed within 10 years of the date of the alleged violation. Any questions concerning the contractor may be referred to the Registrar, Contractors State License Board, Post Office Box 26000, Sacramento, California 95826.

When signed by the Buyer, or his apparent agent, and by the Seller, this will constitute a firm contract between both parties hereto, for all labor and materials herein referred to, according to the terms and conditions herein referred to:

Peters Paving & Grading, Inc.

ACCEPTED: **SELLER:** **P.O Box 2285, Fallbrook CA 92088**

Buyer: Fallbrook RHD

By: _____ **By:** Richard Tammone