



**AGENDA  
FINANCE COMMITTEE**

**Wednesday, July 1, 2020 at 4:30 P.M.**

In accordance with the current State of Emergency and the Governor's Executive Order N-25-20, of March 12, 2020 and N-33-20 of March 19, 2020, teleconferencing will be used for this meeting. Board members, staff and members of the public will be able to participate by webinar by using the following link: <https://us02web.zoom.us/j/84210662575?pwd=ZkRxY1BwQ255K1d6WE1UQVc2NEMrUT09>. Please use the information below if you do not join via the link above: Meeting ID: 842 1066 2575 Password: 1u8EKs. Participants will need to download the Zoom app on their mobile device. Members of the public will also be able to participate by telephone using the following dial in information: Dial in #: (310) 372-7549 Passcode 660448.

Committee Members: Jennifer Jeffries & Barbara Mroz  
Executive Director: Rachel Mason  
Administrative Assistant: Linda Bannerman  
Accountant: Susan Woodward  
Bookkeeper: Wendy Lyon

1. Call to Order/Roll Call
2. Public Comments
3. Review of Financial Statements for May 2020
  - 1) Balance Sheet Comparison of May to April
  - 2) Income Statement for the Month Ended May & Fiscal Year to Date
  - 3) Profit & Loss Actual vs Budget July to May
  - 4) Profit & Loss Approved Annual Budget Overview July 2019 – June 2020
  - 5) Local Agency Investment Fund (LAIF) Statement – May
  - 6) CalTrust Statement – May
  - 7) Property Tax Revenue – fiscal year to date
  - 8) Check Detail as of May
  - 9) Med+ Urgent Care Utilization Data Report
4. Discussion Items
  - a. San Diego County Investment Pool
5. Board Member Comments and Future Agenda Items
6. Adjournment

I certify that on June 30, 2020, I posted a copy of the foregoing agenda near the regular meeting place of the Board of Directors of Fallbrook Regional Health District, said time being at least 24 hours in advance of the meeting. The American with Disabilities Act provides that no qualified individual with a disability shall be excluded from participation in or denied the benefits of District business. If you need assistance to participate in this meeting, please contact the District office 24 hours prior to the meeting at 760-731-9187.

A handwritten signature in blue ink that reads "Linda Bannerman".

Board Secretary/Clerk

**FALLBROOK REGIONAL HEALTH DISTRICT**  
**BALANCE SHEET COMPARISON**  
Comparison of May 2020 to April 2020

	May 31, 20	Apr 30, 20	\$ Change
<b>ASSETS</b>			
<b>Current Assets</b>			
<b>Checking/Savings</b>			
102.3 · Cash in Bank-P.W. Oper. Acct.	580,137	940,052	(359,915)
102.6 · Cash in Bank -LAIF	1,255,309	1,303,309	(48,000)
102.9 · CalTRUST Investment Account	7,273,064	7,235,992	37,071
102.91 · Petty Cash	96	142	(46)
<b>Total Checking/Savings</b>	<b>9,108,605</b>	<b>9,479,495</b>	<b>(370,890)</b>
<b>Other Current Assets</b>			
104 · Prepaid Insurance	3,013	5,211	(2,197)
110 · Reimbursmnt Rec'ble - Comm Inv	(439)	173	(611)
<b>Total Other Current Assets</b>	<b>2,575</b>	<b>5,383</b>	<b>(2,809)</b>
<b>Total Current Assets</b>	<b>9,111,180</b>	<b>9,484,878</b>	<b>(373,698)</b>
<b>Fixed Assets</b>			
121 · Equipment	65,649	65,649	
121.2 · Equipment Depreciation	(46,649)	(45,611)	(1,039)
<b>122.0 · Assets</b>			
122.02 · S. Brandon Road	161,578	161,578	
122.022 · S. Brandon Road Improvements	106,753	97,153	9,600
122.023 - Brandon Road Land	129,662	129,662	
122.03 · E. Mission Road	1,440,790	1,440,790	
122.032 · E. Mission Road Improvements	241,595	237,488	4,107
122.033 - E Mission Rd Land	360,629	360,629	
122.039 · Accum Depr - E. Mission Improv.	(2,882)	(2,712)	(170)
122.07 · Accum Depr - ALL BUILDINGS	(33,873)	(33,824)	(50)
<b>Total 122.0 · Assets</b>	<b>2,404,251</b>	<b>2,390,764</b>	<b>13,487</b>
<b>Total Fixed Assets</b>	<b>2,423,250</b>	<b>2,410,802</b>	<b>12,448</b>
<b>Other Assets</b>			
130 · Note Receivable - Alvarado Prop	487,500	487,500	
<b>Total Other Assets</b>	<b>487,500</b>	<b>487,500</b>	
<b>TOTAL ASSETS</b>	<b>12,021,931</b>	<b>12,383,181</b>	<b>(361,250)</b>
<b>LIABILITIES &amp; EQUITY</b>			
<b>Liabilities</b>			
<b>Current Liabilities</b>			
<b>Accounts Payable</b>			
140 · Accounts Payable	42,548	101,228	(58,680)
<b>Total Accounts Payable</b>	<b>42,548</b>	<b>101,228</b>	<b>(58,680)</b>
<b>Credit Cards</b>			
150.4 · CSDA - Visa		41	(41)
<b>Total Credit Cards</b>		<b>41</b>	<b>(41)</b>
<b>Other Current Liabilities</b>			
204 · Accrued Vacation & Sick Leave	17,702	17,702	

**FALLBROOK REGIONAL HEALTH DISTRICT**  
**BALANCE SHEET COMPARISON**  
Comparison of May 2020 to April 2020

	May 31, 20	Apr 30, 20	\$ Change
<b>215 · District Wellness Initiatives</b>			
215.23 · Health Fair	610	610	
215.39 · PSA Screening	703	703	
215.43 · Mahjong	1,007	1,007	
215.46 · FHD Promotional Float	100	100	
215.50 · Woman of Wellness ( WOW)	(100)	(100)	
215.51 · Blood Drive	(518)	(518)	
<b>Total 215 · District Wellness Initiatives</b>	<b>1,803</b>	<b>1,803</b>	
<b>220 · Refundable Deposit Payable</b>	<b>5,250</b>	<b>5,250</b>	
<b>Total Other Current Liabilities</b>	<b>24,754</b>	<b>24,754</b>	
<b>Total Current Liabilities</b>	<b>67,303</b>	<b>126,023</b>	<b>(58,720)</b>
<b>Total Liabilities</b>	<b>67,303</b>	<b>126,023</b>	<b>(58,720)</b>
<b>Equity</b>			
300 · Unrestricted Operations Fund	2,147,896	2,147,896	
302.2 · Community Investment Fund	9,458,578	9,506,578	(48,000)
Net Income	348,153	602,683	(254,530)
<b>Total Equity</b>	<b>11,954,628</b>	<b>12,257,157</b>	<b>(302,530)</b>
<b>TOTAL LIABILITIES &amp; EQUITY</b>	<b>12,021,931</b>	<b>12,383,181</b>	<b>(361,250)</b>

**FALLBROOK REGIONAL HEALTH DISTRICT**  
**Income Statement**  
**For the Month Ended May 31, 2020 & Fiscal Year to Date**

---

	<u>May 20</u>	<u>Jul '19 - M...</u>
<b>Ordinary Income/Expense</b>		
<b>Income</b>		
<b>400 · District</b>		
402 · Property tax revenue	36,502	1,868,396
403 · Interest / Dividends	8,833	151,251
406 · Unearned Inc (Loss) - Cal Trust	28,238	147,700
	<hr/>	<hr/>
<b>Total 400 · District</b>	<b>73,573</b>	<b>2,167,348</b>
<b>450 · Properties</b>		
450.02 · Cost of Elder Str Property Sale		(157,328)
		<hr/>
<b>Total 450 · Properties</b>		<b>(157,328)</b>
<b>460 · Lease Income</b>		
460.01 · Med+ Urgent Care (formerly A+)		25,200
460.03 · Rock Rose School	3,500	38,500
	<hr/>	<hr/>
<b>Total 460 · Lease Income</b>	<b>3,500</b>	<b>63,700</b>
	<hr/>	<hr/>
<b>Total Income</b>	<b>77,073</b>	<b>2,073,720</b>
	<hr/>	<hr/>
<b>Gross Profit</b>	<b>77,073</b>	<b>2,073,720</b>
	<hr/>	<hr/>
<b>Expense</b>		
<b>500 · Admin. Expenses &amp; Overhead</b>		
500.10 · Salaries	29,418	264,954
500.12 · Payroll Taxes	2,398	23,802
500.14 · W/C Insurance	146	1,153
500.15 · Employee Health & Welfare	3,574	36,442
500.16 · Board Stipends	1,785	19,760
500.17 · Education & Conferences		11,757
500.18 · Dues & Subscriptions	115	18,734
500.19 · Insurance - General	2,052	22,567
500.20 · Independent Accounting Services	1,000	11,550
500.21 · Annual Independent Audit		9,200
500.23 · General Counsel	5,180	53,690
<b>500.25 · Office Expense</b>		
01 · Communications	383	4,788
02 · I.T. and Website services	507	7,583
03 · Refreshments		70
04 · Office Expenses	1,412	11,163
05 · LAFCO Admin fees		1,210
06 · Independent Contract Services		37,417
	<hr/>	<hr/>
<b>Total 500.25 · Office Expense</b>	<b>2,303</b>	<b>62,231</b>

**FALLBROOK REGIONAL HEALTH DISTRICT**  
**Income Statement**  
**For the Month Ended May 31, 2020 & Fiscal Year to Date**

---

	<u>May 20</u>	<u>Jul '19 - M...</u>
500.27 · Depreciation	1,258	12,859
500.29 · Dist Promotions & Publications	469	16,283
500.30 · Simple IRA Expense	713	6,431
500.32 · Consultant Fees		4,461
500.33 · Copier Lease	829	8,850
500.36 · Accrued Vacation & Sick Leave		3,775
500.40 · Video/AV Equipment		12,070
<b>Total 500 · Admin. Expenses &amp; Overhead</b>	<b>51,238</b>	<b>600,571</b>
<b>550 · Mgmt./Maint. - Alvarado Street</b>		
550.10 · Maintenance Services & Repairs		728
550.22 · Property Manager		300
550.23 · General Counsel		3,605
550.29 · Dist. Promotions & Publications		123
550.32 · Consultant Fees		1,461
<b>Total 550 · Mgmt./Maint. - Alvarado Street</b>		<b>6,217</b>
<b>570 · Mgmt./Maint. - E. Mission Road</b>		
570.02 · Gas & Electric	194	3,739
570.03 · Water	(177)	(2,795)
570.04 · Waste Management		357
570.06 · Landscape - Grounds Environment	(1,033)	5,967
570.07 · Custodial Services		1,800
570.09 · Land Use - Permitting		3,414
570.10 · Maintenance Services & Repairs	52	4,603
570.11 · Contractor Expense		330
570.12 · Fire Alarm System		1,186
570.22 · Property Manager	1,031	5,588
570.23 · General Counsel		1,470
570.25 · Office Expense		
25.01 · Communications	87	779
25.04 · Office Expenses	33	109
25.06 · Independent Contract Services		204
<b>Total 570.25 · Office Expense</b>	<b>120</b>	<b>1,091</b>
570.32 · Consultant Fees		3,815
<b>Total 570 · Mgmt./Maint. - E. Mission Road</b>	<b>186</b>	<b>30,564</b>
<b>590 · Mgmt./Maint. - S. Brandon Road</b>		
590.01 · Property Manager	244	1,988
590.02 · Gas & Electric	416	7,418
590.03 · Water	233	2,503
590.04 · Waste Management		390
590.06 · Landscape - Grounds Environment	1,360	5,710
590.07 · Custodial Services	900	8,820
590.08 · Elevator	201	2,149
590.09 · Vehicle Expenses		2,275
590.10 · Maintenance Services & Repairs	1,035	10,457

**FALLBROOK REGIONAL HEALTH DISTRICT**  
**Income Statement**  
**For the Month Ended May 31, 2020 & Fiscal Year to Date**

---

	May 20	Jul '19 - M...
590.11 · Medical Records Store & Service	1,762	27,126
590.12 · Fire Alarm System		640
<b>Total 590 · Mgmt./Maint. - S. Brandon Road</b>	<b>6,150</b>	<b>69,475</b>
<b>600 · Community Health Contracts</b>		
600.02 · Fbk Citizens Crime Prevention		8,475
600.03 · Be Well Therapy, Inc.	5,929	23,714
600.04 · Boys & Girls Club	13,558	56,356
600.05 · Community Health Systems, Inc.	30,000	120,000
600.07 · Fbk Senior Citizens Srvc Club	34,399	131,297
600.08 · Fallbrook Smiles Project	22,545	90,180
600.11 · Palomar Family Counseling Srvc	16,856	67,423
600.17 · Foundation for Senior Care	81,289	306,260
600.18 · Fallbrook Food Pantry	38,750	142,500
600.33 · REINS Therapeutic Prgm	24,716	98,865
600.37 · Trauma Intervention Prgm of SD	2,500	10,000
600.46 · Mental Health Systems, Inc.	2,534	10,137
600.51 · North County C.E.R.T. Inc.	1,305	5,220
600.53 · Jeremiah's Ranch		(3,872)
600.57 · NC Fire Protection District		80,962
600.58 · Michelle's Place	15,775	47,630
600.60 · D'Vine Path, Inc.	1,910	7,640
600.61 · San Diego North County Lions		3,607
600.62 · Neighborhood Healthcare	3,750	15,000
<b>Total 600 · Community Health Contracts</b>	<b>295,815</b>	<b>1,221,394</b>
<b>800 · District Direct Care Services</b>		
800.02 · Med+ Urgent Care	10,000	100,000
800.03 · North County Fire JPA EMSO	17,227	51,682
800.04 · NC Fire JPA Public Comm.		5,732
<b>Total 800 · District Direct Care Services</b>	<b>27,227</b>	<b>157,414</b>
<b>Total Expense</b>	<b>380,617</b>	<b>2,085,633</b>
<b>Net Ordinary Income</b>	<b>(303,544)</b>	<b>(11,913)</b>
<b>Other Income/Expense</b>		
<b>Other Income</b>		
705 · Gain on Sale of Assets		
705.1 · Interest Income - Alvarado Str.	1,625	1,625
705 · Gain on Sale of Assets - Other		269,242
<b>Total 705 · Gain on Sale of Assets</b>	<b>1,625</b>	<b>270,867</b>
<b>Total Other Income</b>	<b>1,625</b>	<b>270,867</b>

**FALLBROOK REGIONAL HEALTH DISTRICT**  
**Income Statement**  
**For the Month Ended May 31, 2020 & Fiscal Year to Date**

---

	<u>May 20</u>	<u>Jul '19 - M...</u>
<b>Other Expense</b>		
900 · Community Invest Fd Reimbursmnt	(47,389)	(95,200)
911 · E. Mission Rd. Development		6,000
<b>Total Other Expense</b>	<u>(47,389)</u>	<u>(89,200)</u>
<b>Net Other Income</b>	<u>49,014</u>	<u>360,067</u>
<b>Net Income</b>	<u><u>(254,530)</u></u>	<u><u>348,153</u></u>

**FALLBROOK REGIONAL HEALTH DISTRICT**  
**Profit & Loss YTD Actual vs Budget**

July 2019 through May 2020

	Jul '19 - M...	Budget	\$ Over Bu...	% of Budg...
<b>Ordinary Income/Expense</b>				
<b>Income</b>				
400. · District				
402 · Property tax revenue	1,868,396	2,016,000	(147,604)	93%
403 · Interest / Dividends	151,251	183,500	(32,249)	82%
406 · Unearned Inc (Loss) - Cal Trust	147,700	32,000	115,700	462%
<b>Total 400. · District</b>	<b>2,167,348</b>	<b>2,231,500</b>	<b>(64,152)</b>	<b>97%</b>
450. · Properties				
450.02 · Cost of Elder Str Property Sale	(157,328)	0	(157,328)	100%
<b>Total 450. · Properties</b>	<b>(157,328)</b>	<b>0</b>	<b>(157,328)</b>	<b>100%</b>
460 · Lease Income				
460.01 · Med+ Urgent Care (formerly A+)	25,200	30,800	(5,600)	82%
460.03 · Rock Rose School	38,500	21,000	17,500	183%
<b>Total 460 · Lease Income</b>	<b>63,700</b>	<b>51,800</b>	<b>11,900</b>	<b>123%</b>
<b>Total Income</b>	<b>2,073,720</b>	<b>2,283,300</b>	<b>(209,580)</b>	<b>91%</b>
<b>Gross Profit</b>	<b>2,073,720</b>	<b>2,283,300</b>	<b>(209,580)</b>	<b>91%</b>
<b>Expense</b>				
500 · Admin. Expenses & Overhead				
500.10 · Salaries	264,954	234,703	30,251	113%
500.12 · Payroll Taxes	23,802	19,250	4,552	124%
500.14 · W/C Insurance	1,153	1,604	(451)	72%
500.15 · Employee Health & Welfare	36,442	29,333	7,109	124%
500.16 · Board Stipends	19,760	27,500	(7,740)	72%
500.17 · Education & Conferences	11,757	11,000	757	107%
500.18 · Dues & Subscriptions	18,734	16,450	2,284	114%
500.19 · Insurance - General	22,567	22,568	(1)	100%
500.20 · Independent Accounting Services	11,550	7,333	4,217	158%
500.21 · Annual Independent Audit	9,200	9,000	200	102%
500.23 · General Counsel	53,690	45,833	7,857	117%
500.25 · Office Expense				
01 · Communications	4,788	5,683	(895)	84%
02 · I.T. and Website services	7,583	5,500	2,083	138%
03 · Refreshments	70	1,375	(1,305)	5%
04 · Office Expenses	11,163	11,000	163	101%
05 · LAFCO Admin fees	1,210	1,367	(157)	89%
06 · Independent Contract Services	37,417	55,000	(17,583)	68%
<b>Total 500.25 · Office Expense</b>	<b>62,231</b>	<b>79,925</b>	<b>(17,694)</b>	<b>78%</b>
500.27 · Depreciation	12,859	8,983	3,876	143%
500.29 · Dist Promotions & Publications	16,283	11,000	5,283	148%
500.30 · Simple IRA Expense	6,431			
500.32 · Consultant Fees	4,461	13,750	(9,289)	32%
500.33 · Copier Lease	8,850	8,617	234	103%
500.36 · Accrued Vacation & Sick Leave	3,775	6,417	(2,642)	59%
500.40 · Video/AV Equipment	12,070	10,000	2,070	121%
<b>Total 500 · Admin. Expenses &amp; Overhead</b>	<b>600,571</b>	<b>563,268</b>	<b>37,303</b>	<b>107%</b>



**FALLBROOK REGIONAL HEALTH DISTRICT**  
**Profit & Loss YTD Actual vs Budget**

July 2019 through May 2020

	Jul '19 - M...	Budget	\$ Over Bu...	% of Budg...
<b>550 · Mgmt./Maint. - Alvarado Street</b>				
550.10 · Maintenance Services & Repairs	728			
550.22 · Property Manager	300			
550.23 · General Counsel	3,605			
550.29 · Dist. Promotions & Publications	123			
550.32 · Consultant Fees	1,461			
<b>Total 550 · Mgmt./Maint. - Alvarado Street</b>	<b>6,217</b>			
<b>570 · Mgmt./Maint. - E. Mission Road</b>				
570.02 · Gas & Electric	3,739	6,875	(3,136)	54%
570.03 · Water	(2,795)	2,292	(5,086)	(122)%
570.04 · Waste Management	357	375	(18)	95%
570.06 · Landscape - Grounds Environment	5,967	11,000	(5,033)	54%
570.07 · Custodial Services	1,800	4,290	(2,490)	42%
570.08 · Architect Expense	0	13,000	(13,000)	0%
570.09 · Land Use - Permitting	3,414	13,000	(9,586)	26%
570.10 · Maintenance Services & Repairs	4,603	13,750	(9,147)	33%
570.11 · Contractor Expense	330	0	330	100%
570.12 · Fire Alarm System	1,186	2,750	(1,564)	43%
570.22 · Property Manager	5,588			
570.23 · General Counsel	1,470	55,000	(53,530)	3%
570.25 · Office Expense				
25.01 · Communications	779			
25.02 · I.T. & Website Services	0	1,375	(1,375)	0%
25.04 · Office Expenses	109	8,250	(8,141)	1%
25.06 · Independent Contract Services	204	4,583	(4,380)	4%
<b>Total 570.25 · Office Expense</b>	<b>1,091</b>	<b>14,208</b>	<b>(13,118)</b>	<b>8%</b>
570.29 · Dist. Promotions & Publications	0	11,000	(11,000)	0%
570.32 · Consultant Fees	3,815	27,500	(23,685)	14%
<b>Total 570 · Mgmt./Maint. - E. Mission Road</b>	<b>30,564</b>	<b>175,040</b>	<b>(144,476)</b>	<b>17%</b>
<b>590 · Mgmt./Maint. - S. Brandon Road</b>				
590.01 · Property Manager	1,988	13,750	(11,763)	14%
590.02 · Gas & Electric	7,418	9,167	(1,749)	81%
590.03 · Water	2,503	2,750	(247)	91%
590.04 · Waste Management	390	375	15	104%
590.06 · Landscape - Grounds Environment	5,710	10,083	(4,373)	57%
590.07 · Custodial Services	8,820	7,333	1,487	120%
590.08 · Elevator	2,149	2,292	(143)	94%
590.09 · Vehicle Expenses	2,275	600	1,675	379%
590.10 · Maintenance Services & Repairs	10,457	4,583	5,874	228%
590.11 · Medical Records Store & Service	27,126	20,167	6,959	135%
590.12 · Fire Alarm System	640	917	(277)	70%
590.13 · Renovations / Improvements				
.13.01. · Architect Expense	0	9,167	(9,167)	0%
<b>Total 590.13 · Renovations / Improvements</b>	<b>0</b>	<b>9,167</b>	<b>(9,167)</b>	<b>0%</b>
<b>Total 590 · Mgmt./Maint. - S. Brandon Road</b>	<b>69,475</b>	<b>81,183</b>	<b>(11,708)</b>	<b>86%</b>

**FALLBROOK REGIONAL HEALTH DISTRICT**  
**Profit & Loss YTD Actual vs Budget**

July 2019 through May 2020

	Jul '19 - M...	Budget	\$ Over Bu...	% of Budg...
<b>600 · Community Health Contracts</b>				
600.02 · Fbk Citizens Crime Prevention	8,475	11,300	(2,825)	75%
600.03 · Be Well Therapy, Inc.	23,714	23,714	0	100%
600.04 · Boys & Girls Club	56,356	49,240	7,116	114%
600.05 · Community Health Systems, Inc.	120,000	120,000	0	100%
600.07 · Fbk Senior Citizens Srvc Club	131,297	125,000	6,297	105%
600.08 · Fallbrook Smiles Project	90,180	90,180	0	100%
600.11 · Palomar Family Counseling Srvc	67,423	67,423	0	100%
600.17 · Foundation for Senior Care	306,260	287,362	18,898	107%
600.18 · Fallbrook Food Pantry	142,500	130,000	12,500	110%
600.33 · REINS Therapeutic Prgm	98,865	98,865	0	100%
600.37 · Trauma Intervention Prgm of SD	10,000	10,000	0	100%
600.46 · Mental Health Systems, Inc.	10,137	10,137	0	100%
600.51 · North County C.E.R.T. Inc.	5,220	5,220	0	100%
600.53 · Jeremiah's Ranch	(3,872)	0	(3,872)	100%
600.57 · NC Fire Protection District	80,962	105,000	(24,039)	77%
600.58 · Michelle's Place	47,630	32,162	15,468	148%
600.60 · D'Vine Path, Inc.	7,640	7,640	0	100%
600.61 · San Diego North County Lions	3,607	5,000	(1,393)	72%
600.62 · Neighborhood Healthcare	15,000	15,000	0	100%
<b>Total 600 · Community Health Contracts</b>	<b>1,221,394</b>	<b>1,193,243</b>	<b>28,151</b>	<b>102%</b>
<b>800 · District Direct Care Services</b>				
800.02 · Med+ Urgent Care	100,000	88,000	12,000	114%
800.03 · North County Fire JPA EMSO	51,682	71,111	(19,429)	73%
800.04 · NC Fire JPA Public Comm.	5,732	26,667	(20,935)	21%
<b>Total 800 · District Direct Care Services</b>	<b>157,414</b>	<b>185,778</b>	<b>(28,364)</b>	<b>85%</b>
<b>Total Expense</b>	<b>2,085,633</b>	<b>2,198,512</b>	<b>(112,878)</b>	<b>95%</b>
<b>Net Ordinary Income</b>	<b>(11,913)</b>	<b>84,788</b>	<b>(96,701)</b>	<b>(14)%</b>
<b>Other Income/Expense</b>				
<b>Other Income</b>				
705 · Gain on Sale of Assets				
705.1 · Interest Income - Alvarado Str.	1,625			
705 · Gain on Sale of Assets - Other	269,242			
<b>Total 705 · Gain on Sale of Assets</b>	<b>270,867</b>			
<b>Total Other Income</b>	<b>270,867</b>			
<b>Other Expense</b>				
900 · Community Invest Fd Reimbursmnt	(95,200)			
911 · E. Mission Rd. Development	6,000			
<b>Total Other Expense</b>	<b>(89,200)</b>			
<b>Net Other Income</b>	<b>360,067</b>			
<b>Net Income</b>	<b>348,153</b>	<b>84,788</b>	<b>263,365</b>	<b>411%</b>

## FALLBROOK REGIONAL HEALTH DISTRICT Profit & Loss - Approved Annual Budget Overview

July 2019 through June 2020

	Jul 19	Aug 19	Sep 19	Oct 19	Nov 19	Dec 19	Jan 20	Feb 20	Mar 20	Apr 20	May 20	Jun 20	TOTAL Jul '19 - Jun 20
<b>Ordinary Income/Expense</b>													
<b>Income</b>													
400 - District													
402 - Property tax revenue	26,000	15,000	68,000	152,000	635,000	350,000	50,000	50,000	430,000	200,000	40,000	30,000	2,046,000
403 - Interest / Dividends	17,500	17,500	16,500	16,500	16,500	16,500	16,500	16,500	16,500	16,500	16,500	16,500	200,000
406 - Unearned Inc (Loss) - Cal Trust	2,000	3,000	3,000	3,000	3,000	3,000	3,000	3,000	3,000	3,000	3,000	3,000	35,000
<b>Total 400 - District</b>	<b>45,500</b>	<b>35,500</b>	<b>87,500</b>	<b>171,500</b>	<b>654,500</b>	<b>369,500</b>	<b>69,500</b>	<b>69,500</b>	<b>449,500</b>	<b>219,500</b>	<b>59,500</b>	<b>49,500</b>	<b>2,281,000</b>
460 - Lease Income													
460.01 - Med+ Urgent Care (formerly A+)	2,800	2,800	2,800	2,800	2,800	2,800	2,800	2,800	2,800	2,800	2,800	2,800	33,600
460.03 - Rock Rose School	3,500	3,500	3,500	3,500	3,500	3,500	0	0	0	0	0	0	21,000
<b>Total 460 - Lease Income</b>	<b>6,300</b>	<b>6,300</b>	<b>6,300</b>	<b>6,300</b>	<b>6,300</b>	<b>6,300</b>	<b>2,800</b>	<b>2,800</b>	<b>2,800</b>	<b>2,800</b>	<b>2,800</b>	<b>2,800</b>	<b>54,600</b>
<b>Total Income</b>	<b>51,800</b>	<b>41,800</b>	<b>93,800</b>	<b>177,800</b>	<b>660,800</b>	<b>375,800</b>	<b>72,300</b>	<b>72,300</b>	<b>452,300</b>	<b>222,300</b>	<b>62,300</b>	<b>52,300</b>	<b>2,335,600</b>
<b>Gross Profit</b>	<b>51,800</b>	<b>41,800</b>	<b>93,800</b>	<b>177,800</b>	<b>660,800</b>	<b>375,800</b>	<b>72,300</b>	<b>72,300</b>	<b>452,300</b>	<b>222,300</b>	<b>62,300</b>	<b>52,300</b>	<b>2,335,600</b>
<b>Expense</b>													
500 - Admin. Expenses & Overhead													
500.10 - Salaries	21,337	21,337	21,337	21,337	21,337	21,337	21,337	21,337	21,337	21,337	21,337	21,337	256,040
500.12 - Payroll Taxes	1,750	1,750	1,750	1,750	1,750	1,750	1,750	1,750	1,750	1,750	1,750	1,750	21,000
500.14 - W/C Insurance	146	146	146	146	146	146	146	146	146	146	146	146	1,750
500.15 - Employee Health & Welfare	2,667	2,667	2,667	2,667	2,667	2,667	2,667	2,667	2,667	2,667	2,667	2,667	32,000
500.16 - Board Stipends	2,500	2,500	2,500	2,500	2,500	2,500	2,500	2,500	2,500	2,500	2,500	2,500	30,000
500.17 - Education & Conferences	1,000	1,000	1,000	1,000	1,000	1,000	1,000	1,000	1,000	1,000	1,000	1,000	12,000
500.18 - Dues & Subscriptions	8,811	199	100	6,000	110	50	180	100	300	300	300	150	16,600
500.19 - Insurance - General	2,052	2,052	2,052	2,052	2,052	2,052	2,052	2,052	2,052	2,052	2,052	2,052	24,620
500.20 - Independent Accounting Services	667	667	667	667	667	667	667	667	667	667	667	667	8,000
500.21 - Annual Independent Audit	0	9,000	0	0	0	0	0	0	0	0	0	0	9,000
500.23 - General Counsel	4,167	4,167	4,167	4,167	4,167	4,167	4,167	4,167	4,167	4,167	4,167	4,167	50,000
500.25 - Office Expense													
01 - Communications	517	517	517	517	517	517	517	517	517	517	517	517	6,200
02 - I.T. and Website services	500	500	500	500	500	500	500	500	500	500	500	500	6,000
03 - Refreshments	125	125	125	125	125	125	125	125	125	125	125	125	1,500
04 - Office Expenses	1,000	1,000	1,000	1,000	1,000	1,000	1,000	1,000	1,000	1,000	1,000	1,000	12,000
05 - LAFCO Admin fees	1,367	0	0	0	0	0	0	0	0	0	0	0	1,367
06 - Independent Contract Services	5,000	5,000	5,000	5,000	5,000	5,000	5,000	5,000	5,000	5,000	5,000	5,000	60,000
<b>Total 500.25 - Office Expense</b>	<b>8,509</b>	<b>7,142</b>	<b>7,142</b>	<b>7,142</b>	<b>7,142</b>	<b>7,142</b>	<b>7,142</b>	<b>7,142</b>	<b>7,142</b>	<b>7,142</b>	<b>7,142</b>	<b>7,142</b>	<b>87,067</b>
500.27 - Depreciation	817	817	817	817	817	817	817	817	817	817	817	817	9,800
500.29 - Dist Promotions & Publications	1,000	1,000	1,000	1,000	1,000	1,000	1,000	1,000	1,000	1,000	1,000	1,000	12,000
500.32 - Consultant Fees	1,250	1,250	1,250	1,250	1,250	1,250	1,250	1,250	1,250	1,250	1,250	1,250	15,000
500.33 - Copier Lease	783	783	783	783	783	783	783	783	783	783	783	783	9,400
500.36 - Accrued Vacation & Sick Leave	583	583	583	583	583	583	583	583	583	583	583	583	7,000
500.40 - Video/AV Equipment	0	0	0	10,000	0	0	0	0	0	0	0	0	10,000
<b>Total 500 - Admin. Expenses &amp; Overhead</b>	<b>58,038</b>	<b>57,058</b>	<b>47,959</b>	<b>63,859</b>	<b>47,969</b>	<b>47,909</b>	<b>48,039</b>	<b>47,959</b>	<b>48,159</b>	<b>48,159</b>	<b>48,159</b>	<b>48,009</b>	<b>611,277</b>
570 - Mgmt./Maint. - E. Mission Road													
570.02 - Gas & Electric	625	625	625	625	625	625	625	625	625	625	625	625	7,500
570.03 - Water	208	208	208	208	208	208	208	208	208	208	208	208	2,500
570.04 - Waste Management	0	75	0	75	0	75	0	75	0	75	0	75	450
570.06 - Landscape - Grounds Environment	1,000	1,000	1,000	1,000	1,000	1,000	1,000	1,000	1,000	1,000	1,000	1,000	12,000
570.07 - Custodial Services	390	390	390	390	390	390	390	390	390	390	390	390	4,680
570.08 - Architect Expense	0	0	0	0	0	5,000	0	4,000	0	4,000	0	0	13,000
570.09 - Land Use - Permitting	0	0	0	0	0	5,000	0	4,000	0	4,000	0	0	13,000
570.10 - Maintenance Services & Repairs	1,250	1,250	1,250	1,250	1,250	1,250	1,250	1,250	1,250	1,250	1,250	1,250	15,000
570.12 - Fire Alarm System	250	250	250	250	250	250	250	250	250	250	250	250	3,000
570.23 - General Counsel	5,000	5,000	5,000	5,000	5,000	5,000	5,000	5,000	5,000	5,000	5,000	5,000	60,000
570.25 - Office Expense													
25.02 - I.T. & Website Services	125	125	125	125	125	125	125	125	125	125	125	125	1,500
25.04 - Office Expenses	750	750	750	750	750	750	750	750	750	750	750	750	9,000
25.06 - Independent Contract Services	417	417	417	417	417	417	417	417	417	417	417	417	5,000
<b>Total 570.25 - Office Expense</b>	<b>1,292</b>	<b>1,292</b>	<b>1,292</b>	<b>1,292</b>	<b>1,292</b>	<b>1,292</b>	<b>1,292</b>	<b>1,292</b>	<b>1,292</b>	<b>1,292</b>	<b>1,292</b>	<b>1,292</b>	<b>15,500</b>
570.29 - Dist. Promotions & Publications	1,000	1,000	1,000	1,000	1,000	1,000	1,000	1,000	1,000	1,000	1,000	1,000	12,000
570.32 - Consultant Fees	2,500	2,500	2,500	2,500	2,500	2,500	2,500	2,500	2,500	2,500	2,500	2,500	30,000
<b>Total 570 - Mgmt./Maint. - E. Mission Road</b>	<b>13,515</b>	<b>13,590</b>	<b>13,515</b>	<b>13,590</b>	<b>13,515</b>	<b>23,590</b>	<b>13,515</b>	<b>21,590</b>	<b>13,515</b>	<b>21,590</b>	<b>13,515</b>	<b>13,590</b>	<b>188,630</b>
590 - Mgmt./Maint. - S. Brandon Road													
590.01 - Property Manager	1,250	1,250	1,250	1,250	1,250	1,250	1,250	1,250	1,250	1,250	1,250	1,250	15,000
590.02 - Gas & Electric	833	833	833	833	833	833	833	833	833	833	833	833	10,000
590.03 - Water	250	250	250	250	250	250	250	250	250	250	250	250	3,000
590.04 - Waste Management	0	75	0	75	0	75	0	75	0	75	0	75	450
590.06 - Landscape - Grounds Environment	917	917	917	917	917	917	917	917	917	917	917	917	11,000
590.07 - Custodial Services	667	667	667	667	667	667	667	667	667	667	667	667	8,000
590.08 - Elevator	208	208	208	208	208	208	208	208	208	208	208	208	2,500
590.09 - Vehicle Expenses	0	222	0	0	378	0	0	0	0	0	0	0	600
590.10 - Maintenance Services & Repairs	417	417	417	417	417	417	417	417	417	417	417	417	5,000
590.11 - Medical Records Store & Service	1,833	1,833	1,833	1,833	1,833	1,833	1,833	1,833	1,833	1,833	1,833	1,833	22,000
590.12 - Fire Alarm System	83	83	83	83	83	83	83	83	83	83	83	83	1,000
590.13 - Renovations / Improvements													
.13.01 - Architect Expense	833	833	833	833	833	833	833	833	833	833	833	833	10,000
<b>Total 590.13 - Renovations / Improvements</b>	<b>833</b>	<b>833</b>	<b>833</b>	<b>833</b>	<b>833</b>	<b>833</b>	<b>833</b>	<b>833</b>	<b>833</b>	<b>833</b>	<b>833</b>	<b>833</b>	<b>10,000</b>
<b>Total 590 - Mgmt./Maint. - S. Brandon Road</b>	<b>7,292</b>	<b>7,589</b>	<b>7,292</b>	<b>7,367</b>	<b>7,670</b>	<b>7,367</b>	<b>7,292</b>	<b>7,367</b>	<b>7,292</b>	<b>7,367</b>	<b>7,292</b>	<b>7,367</b>	<b>88,550</b>

**FALLBROOK REGIONAL HEALTH DISTRICT**  
**Profit & Loss - Approved Annual Budget Overview**

July 2019 through June 2020

	Jul 19	Aug 19	Sep 19	Oct 19	Nov 19	Dec 19	Jan 20	Feb 20	Mar 20	Apr 20	May 20	Jun 20	TOTAL Jul '19 - Jun 20
<b>600 - Community Health Contracts</b>													
600.02 - Fbk Citizens Crime Prevention	2,825	0	0	0	2,825	0	0	2,825	0	0	2,825	0	11,300
600.03 - Be Well Therapy, Inc.	5,929	0	0	0	5,929	0	0	5,929	0	0	5,929	0	23,714
600.04 - Boys & Girls Club	19,240	0	0	0	10,000	0	0	10,000	0	0	10,000	0	49,240
600.05 - Community Health Systems, Inc.	30,000	0	0	0	30,000	0	0	30,000	0	0	30,000	0	120,000
600.07 - Fbk Senior Citizens Srvc Club	31,250	0	0	0	31,250	0	0	31,250	0	0	31,250	0	125,000
600.08 - Fallbrook Smiles Project	22,545	0	0	0	22,545	0	0	22,545	0	0	22,545	0	90,180
600.11 - Palomar Family Counseling Srvc	16,856	0	0	0	16,856	0	0	16,856	0	0	16,856	0	67,423
600.17 - Foundation for Senior Care	71,840	0	0	0	71,840	0	0	71,840	0	0	71,840	0	287,362
600.18 - Fallbrook Food Pantry	32,500	0	0	0	32,500	0	0	32,500	0	0	32,500	0	130,000
600.33 - REINS Therapeutic Prgm	24,716	0	0	0	24,716	0	0	24,716	0	0	24,716	0	98,865
600.37 - Trauma Intervention Prgm of SD	2,500	0	0	0	2,500	0	0	2,500	0	0	2,500	0	10,000
600.46 - Mental Health Systems, Inc.	2,534	0	0	0	2,534	0	0	2,534	0	0	2,534	0	10,137
600.51 - North County C.E.R.T. Inc.	1,305	0	0	0	1,305	0	0	1,305	0	0	1,305	0	5,220
600.57 - NC Fire Protection District	26,250	0	0	0	26,250	0	0	26,250	0	0	26,250	0	105,000
600.58 - Michelle's Place	8,041	0	0	0	8,041	0	0	8,041	0	0	8,041	0	32,162
600.60 - D'Vine Path, Inc.	1,910	0	0	0	1,910	0	0	1,910	0	0	1,910	0	7,640
600.61 - San Diego North County Lions	5,000	0	0	0	0	0	0	0	0	0	0	0	5,000
600.62 - Neighborhood Healthcare	3,750	0	0	0	3,750	0	0	3,750	0	0	3,750	0	15,000
<b>Total 600 - Community Health Contracts</b>	<b>308,991</b>	<b>0</b>	<b>0</b>	<b>0</b>	<b>294,751</b>	<b>0</b>	<b>0</b>	<b>294,751</b>	<b>0</b>	<b>0</b>	<b>294,751</b>	<b>0</b>	<b>1,193,243</b>
<b>800 - District Direct Care Services</b>													
800.02 - Med+ Urgent Care	8,000	8,000	8,000	8,000	8,000	8,000	8,000	8,000	8,000	8,000	8,000	8,000	96,000
800.03 - North County Fire JPA EMSO	0	0	0	8,889	8,889	8,889	8,889	8,889	8,889	8,889	8,889	8,889	80,000
800.04 - NC Fire JPA Public Comm.	0	0	0	3,333	3,333	3,333	3,333	3,333	3,333	3,333	3,333	3,333	30,000
<b>Total 800 - District Direct Care Services</b>	<b>8,000</b>	<b>8,000</b>	<b>8,000</b>	<b>20,222</b>	<b>20,222</b>	<b>20,222</b>	<b>20,222</b>	<b>20,222</b>	<b>20,222</b>	<b>20,222</b>	<b>20,222</b>	<b>20,222</b>	<b>206,000</b>
<b>Total Expense</b>	<b>395,835</b>	<b>86,237</b>	<b>76,766</b>	<b>105,038</b>	<b>384,127</b>	<b>99,088</b>	<b>89,068</b>	<b>391,889</b>	<b>89,188</b>	<b>97,338</b>	<b>383,939</b>	<b>89,188</b>	<b>2,287,700</b>
<b>Net Ordinary Income</b>	<b>(344,035)</b>	<b>(44,437)</b>	<b>17,034</b>	<b>72,762</b>	<b>276,673</b>	<b>276,712</b>	<b>(16,768)</b>	<b>(319,589)</b>	<b>363,112</b>	<b>124,962</b>	<b>(321,639)</b>	<b>(36,888)</b>	<b>47,900</b>
<b>Net Income</b>	<b>(344,035)</b>	<b>(44,437)</b>	<b>17,034</b>	<b>72,762</b>	<b>276,673</b>	<b>276,712</b>	<b>(16,768)</b>	<b>(319,589)</b>	<b>363,112</b>	<b>124,962</b>	<b>(321,639)</b>	<b>(36,888)</b>	<b>47,900</b>

California State Treasurer  
**Fiona Ma, CPA**



Local Agency Investment Fund  
 P.O. Box 942809  
 Sacramento, CA 94209-0001  
 (916) 653-3001

June 01, 2020

LAIF Home  
PMIA Average Monthly  
Yields

FALLBROOK REGIONAL HEALTH DISTRICT

ADMINISTRATOR  
 P.O. BOX 2587  
 FALLBROOK, CA 92088

Tran Type Definitions

**Account Number:**

May 2020 Statement

Effective Date	Transaction Date	Tran Type	Confirm Number	Web Confirm Number	Authorized Caller	Amount
5/18/2020	5/15/2020	RW	1641897	N/A	WENDY LYON	-48,000.00

**Account Summary**

Total Deposit:	0.00	Beginning Balance:	1,303,309.15
Total Withdrawal:	-48,000.00	Ending Balance:	1,255,309.15



CalTRUST  
 c/o Ultimus Fund Solutions  
 PO Box 541150  
 Omaha, NE 68154-9150  
 www.caltrust.org  
 Email: CalTRUSTSupport@ultimusfundsolutions.com  
 Fax: 402-963-9094  
 Phone: 833-CALTRUST (225-8787)

## Investment Account Summary

05/01/2020 through 05/31/2020

### SUMMARY OF INVESTMENTS

Fund	Account Number	Total Shares Owned	Net Asset Value per Share on May 31 (\$)	Value on May 31 (\$)	Average Cost Amount (\$)	Cumulative Unrealized Gain/(Loss) (\$)
<b>FALLBROOK REGIONAL HEALTH DISTRICT</b>						
CalTRUST Medium Term Fund		706,808.897	10.29	7,273,063.55	7,089,246.86	183,816.69
<b>Portfolios Total value as of 05/31/2020</b>				<b>7,273,063.55</b>		

### DETAIL OF TRANSACTION ACTIVITY

Activity Description	Activity Date	Amount (\$)	Amount in Shares	Balance in Shares	Price per Share (\$)	Balance (\$)	Average Cost Amt (\$)	Realized Gain/(Loss) (\$)	
<b>CalTRUST Medium Term Fund</b>		<b>FALLBROOK REGIONAL HEALTH DISTRICT</b>				<b>Account Number:</b>			
Beginning Balance	05/01/2020			705,950.480	10.25	7,235,992.42			
Accrual Income Div Reinvestment	05/29/2020	8,833.11	858.417	706,808.897	10.29	7,273,063.55	0.00	0.00	
Unrealized Gain/(Loss)						28,238.02			
Closing Balance as of	May 31			706,808.897	10.29	7,273,063.55			

**FALLBROOK REGIONAL HEALTH DISTRICT**  
**Property Tax Revenue - Fiscal Year to Date**  
 July 2019 through May 2020

---

<u>Type</u>	<u>Date</u>	<u>Name</u>	<u>Amount</u>	<u>Balance</u>
<b>400. · District</b>				
<b>402 · Property tax revenue</b>				
Gener...	07/31/19		30,918.85	30,918.85
Gener...	08/31/19		13,012.42	43,931.27
Gener...	09/30/19		27,118.51	71,049.78
Gener...	10/31/19		74,890.12	145,939.90
Gener...	11/30/19		690,741.30	836,681.20
Gener...	12/31/19		235,934.69	1,072,615.89
Gener...	01/31/20		46,940.34	1,119,556.23
Gener...	03/31/20		396,770.21	1,516,326.44
Gener...	04/30/20		315,567.64	1,831,894.08
Gener...	05/26/20		36,502.19	1,868,396.27
Total 402 · Property tax revenue			<u>1,868,396.27</u>	<u>1,868,396.27</u>
Total 400. · District			<u>1,868,396.27</u>	<u>1,868,396.27</u>
<b>TOTAL</b>			<b><u>1,868,396.27</u></b>	<b><u>1,868,396.27</u></b>

FALLBROOK REGIONAL HEALTH DISTRICT  
Check Detail Report - May 2020

Date	Num	Name	Memo	Amount
05/01/2020	11265	Be Well Therapy	CHC 338 - Pmt. 4 of 4	\$ (5,928.50)
05/01/2020	11266	Boys & Girls Club - Triple Play	VOID: CHC 340 - PMT. 4 of 4 - Mail stolen; Repl. w/No. 11306	\$ -
05/01/2020	11267	Community Health Systems	CHC 341 - PMT. 4 OF 4	\$ (30,000.00)
05/01/2020	11268	D'vine Path, Inc.	CHC 342 - PMT. 4 OF 4	\$ (1,910.00)
05/01/2020	11269	Fallbrook Citizens - FCCPC	VOID: CHC 344 - PMT. 4 OF 4 - No longer providing services	\$ -
05/01/2020	11270	Fallbrook Food Pantry	CHC 345 - PMT. 4 OF 4	\$ (32,500.00)
05/01/2020	11271	Foundation for Senior Care	CHC 346 - PMT. 4 OF 4	\$ (15,571.99)
05/01/2020	11272	Foundation for Senior Care	CHC 347 - PMT. 4 OF 4	\$ (10,438.73)
05/01/2020	11273	Foundation for Senior Care	CHC 348 - PMT. 4 OF 4	\$ (23,644.87)
05/01/2020	11274	Foundation for Senior Care	CHC 349 - PMT. 4 OF 4	\$ (22,184.86)
05/01/2020	11275	Fallbrook Senior Citizens Service Club	CHC 350 - PMT. 4 OF 4	\$ (31,250.00)
05/01/2020	11276	Fallbrook Smiles Project	VOID: CHC 351 - PMT. 4 OF 4 - Lost in the mail; pmt stopped 5	\$ -
05/01/2020	11277	Mental Health Systems-NICPP	CHC 352 - PMT. 4 OF 4	\$ (2,534.25)
05/01/2020	11278	Michelle's Place	CHC 353 - PMT. 4 OF 4	\$ (8,040.50)
05/01/2020	11279	Neighborhood Healthcare	CHC 354 - PMT. 4 OF 4	\$ (3,750.00)
05/01/2020	11280	NORTH COUNTY C.E.R.T.	CHC 355 - PMT. 4 OF 4	\$ (1,305.00)
05/01/2020	11281	Palomar Family Counseling Service	CHC 356 - PMT. 4 OF 4	\$ (16,855.75)
05/01/2020	11282	REINS	CHC 357 - PMT. 4 OF 4	\$ (15,000.00)
05/01/2020	11283	REINS	CHC 358 - PMT. 4 OF 4	\$ (9,716.25)
05/01/2020	11284	Trauma Intervention Programs	CHC 359 - PMT. 4 OF 4	\$ (2,500.00)
05/01/2020	11293	A+ Urgent Care, Inc.	COVID-19 funding per 4/8/20 Board meeting; month 1 of 2	\$ (2,000.00)
05/02/2020	EFT	Microsoft Office	Microsoft Office monthly subscription fee	\$ (49.50)
05/08/2020	11295	AT&T U-Verse - computer	4/27/20 inv.	\$ (68.55)
05/08/2020	11296	Aztec Cleaning & Maintenance	Inv. 447047 & 447048	\$ (360.00)
05/08/2020	11297	Culligan of Escondido	Inv. 1079619	\$ (50.00)
05/08/2020	11298	Glennie's Office Products, Inc.	4/30/20 stmt.	\$ (303.66)
05/08/2020	11299	NCFPD - N. Co. Fire Protection Distric	2021 Ford Ambulance Remount Project - 50% of \$161,923.00	\$ (80,961.50)
05/08/2020	11300	Ramirez Landscaping & Tree Service	Inv. 3437a & 4529	\$ (1,100.00)
05/08/2020	11301	Springston Design, LLC	Inv. 3999; May 2020 IT Services	\$ (190.00)
05/08/2020	11302	Woodward, Susan	April 2020 Accounting Services	\$ (1,000.00)
05/11/2020	11303	Streamline	Website monthly fee - May 2020 - Inv. 105033	\$ (200.00)
05/11/2020	11304	Vivify Painting	Brandon Rd. exterior painting; Inv. 42959-2	\$ (9,600.00)
05/11/2020	11305	Rachel Mason-Runnells	Reimbursement-Staff expenses	\$ (227.16)
05/11/2020	11306	Boys & Girls Club - Triple Play	CHC 340 - PMT. 4 of 4 - Replace No. 11266	\$ (10,000.00)
05/15/2020	11307	Foundation for Senior Care	COVID-19 Funding per Board Approval 5/13/20	\$ (9,449.00)
05/15/2020	11308	Boys & Girls Club	COVID-19 Funding per Board Approval 5/13/20	\$ (3,558.00)
05/15/2020	11309	Fallbrook Food Pantry	COVID-19 Funding per Board Approval 5/13/20	\$ (6,250.00)
05/15/2020	11310	Fallbrook Senior Citizens Service Club	COVID-19 Funding per Board Approval 5/13/20	\$ (3,148.65)
05/15/2020	11311	Aztec Cleaning & Maintenance	Office cleaning; inv. 448046	\$ (180.00)
05/15/2020	11312	Fallbrook Local Locksmith	Inv. 2456; 3 keys	\$ (12.93)
05/15/2020	11313	Iron Mountain SX-302	SX302/Fallbrook Hosp.	\$ (1,769.63)
05/15/2020	11314	Specialized Elevator Services	May Elevator Maintenance; Inv. 12307	\$ (200.55)
05/15/2020	11315	Termin-8 Pest Control	138 S. Brandon Extermination Services; Inv. 118834	\$ (125.00)
05/15/2020	11316	UMPQUA Bank-CSDA VISA	4/30/20 stmt.	\$ (268.99)
05/18/2020	11317	Schwab, Charles & Co., Inc.	May 2020 contributions	\$ (1,225.00)
05/18/2020	11318	Edward Jones	May 2020 contributions	\$ (200.00)
05/18/2020	11319	Fallbrook Smiles Project	CHC 351 - PMT. 4 OF 4 Replacement for No. 11276	\$ (22,545.00)
05/18/2020	11320	Rincon Consultants, Inc.	Inv. 21522; Project No. 19-08947	\$ (4,106.50)
05/22/2020	11321	AT&T 1636 E. Mission Rd.	5/8/20 inv.	\$ (87.20)
05/22/2020	11322	Aztec Cleaning & Maintenance	Office cleaning; inv. 311156	\$ (180.00)
05/22/2020	11323	CalPERS	ID No. 1559595490	\$ (3,573.65)
05/22/2020	11324	Fish Window Cleaning	Inv. 2887-15760	\$ (550.00)
05/22/2020	11325	Jim's Sign Shop	Est. 4457A; Anniversary banner/sign removal	\$ (618.60)
05/22/2020	11326	Yogurt Palace	Inv. 1021; District 70th Birthday Promotion	\$ (210.00)
05/22/2020	11327	Michelle's Place	COVID-19 Funding per Board Approval 5/13/20	\$ (7,734.00)
05/22/2020	EFT	Scott & Jackson Esq.	Professional Services April 2020	\$ (5,215.00)



FALLBROOK REGIONAL HEALTH DISTRICT  
Check Detail Report - May 2020

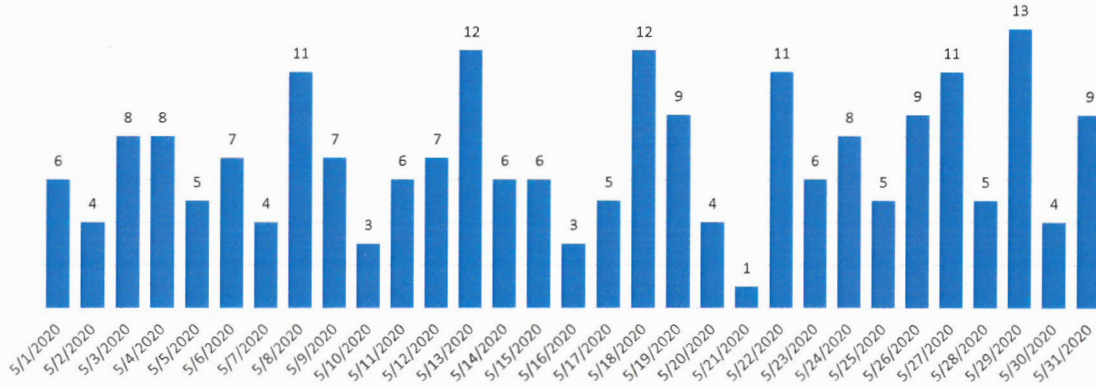
05/27/2020	11328	AT&T - phone lines	5/14/20 inv.	\$	(257.12)
05/27/2020	11329	Aztec Cleaning & Maintenance	Office cleaning; inv. 311157	\$	(180.00)
05/27/2020	11330	FPUD - 7720-001	5/20/20 inv.	\$	(174.22)
05/27/2020	11331	FPUD - 7721-000	5/20/20 inv.	\$	(58.42)
05/27/2020	11332	FPUD - Wellness Center - 7720-002	5/20/20 inv.	\$	(58.42)
05/27/2020	11333	SDG&E FHD - 6994	5/22/20 inv.	\$	(415.70)
05/27/2020	11336	Konica Minolta Leasing - qds	Inv. 35527370	\$	(836.98)
05/31/2020	11334	A+ Urgent Care, Inc.	May 2020 subsidy per 7/2019-6/20/20 MOU	\$	(8,000.00)
					<u>\$ (420,429.63)</u>

# MedPlus Urgent Care Patient Counts & Details

## May 2020

Telemed Patients Seen in May: 9

Total Patients Seen: 215 (42.7% Using Medi-Cal HMO coverage\*)



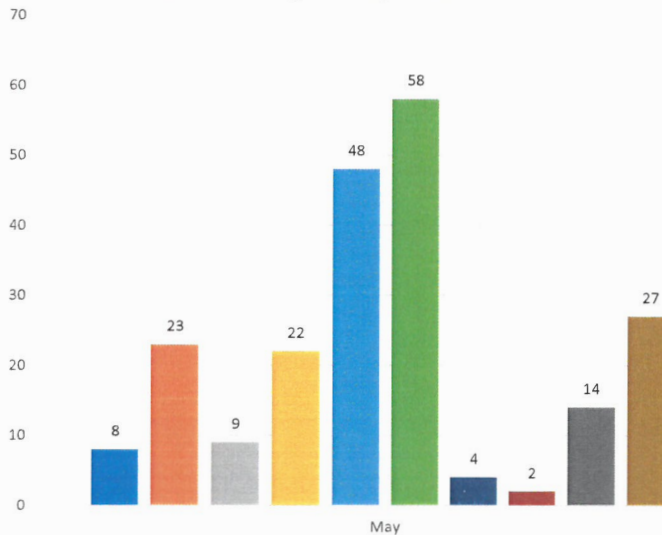
### Regular Hours vs Extended Hours (Patients Seen)



Extended hours include: Monday - Friday after 5:00pm, Saturday & Sunday hours, Holiday hours  
 Regular hours: Monday - Friday 9:00am - 5:00pm

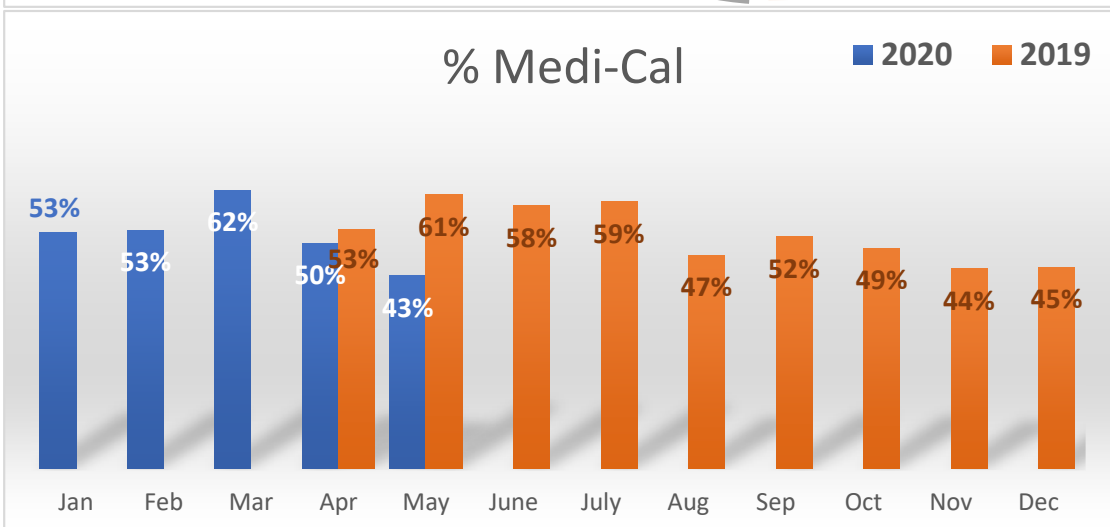
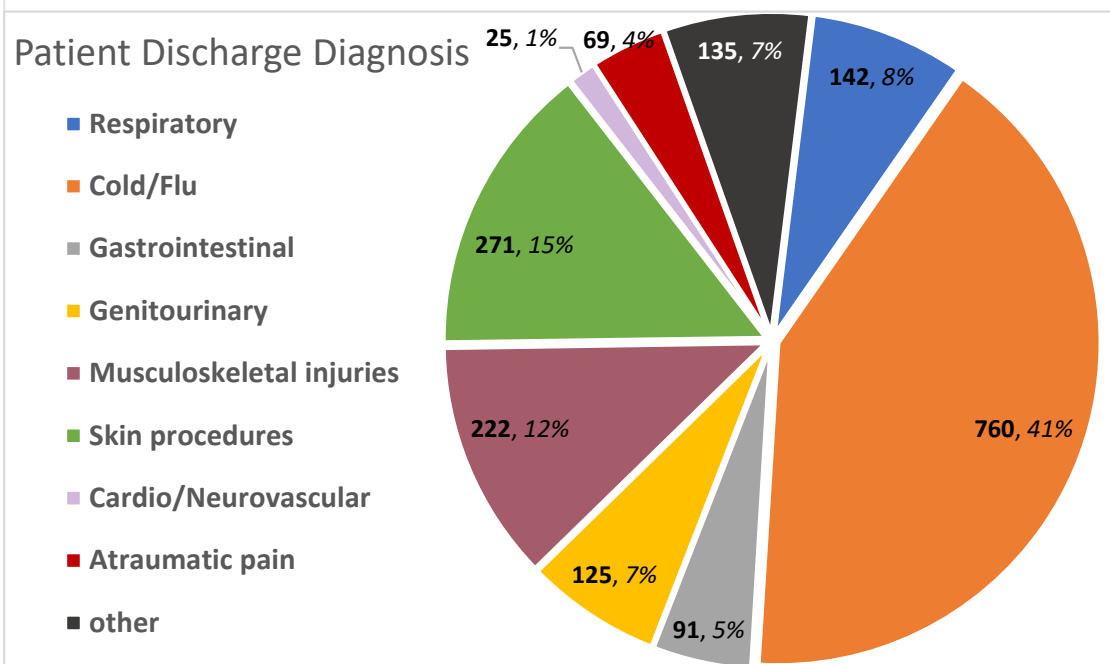
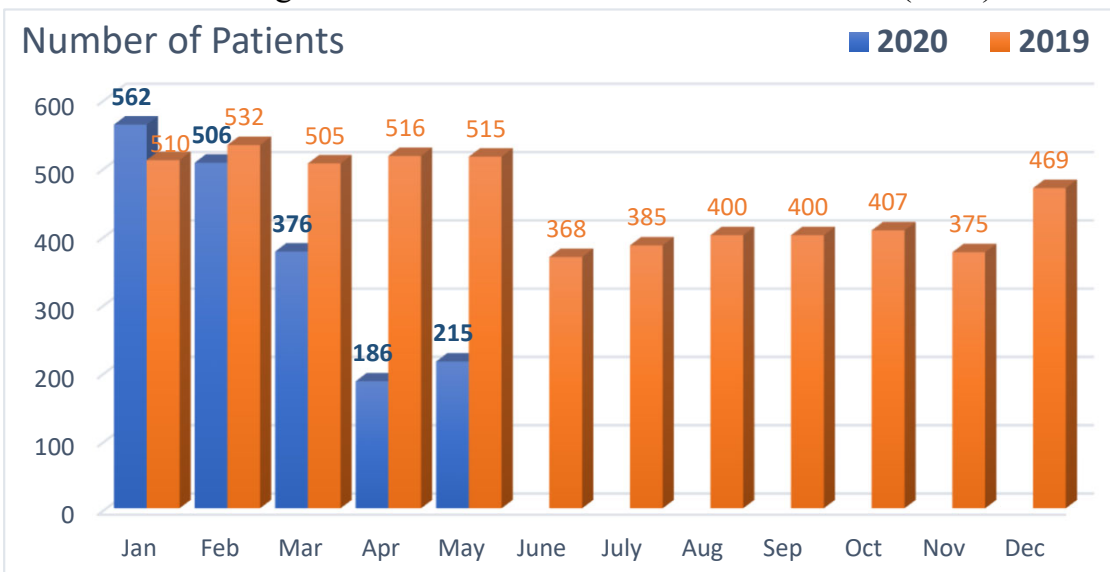
- Respiratory Problems
- Cold / Flu
- Gastrointestinal Problems
- Genitourinary Problems
- Musculoskeletal Injuries
- Skin Procedures
- Cardiovascular / Neurovascular
- Physical Exams
- Atraumatic Pain
- Other

### Patient Discharge Diagnosis



Note\* Medi-Cal HMO values consist of Molina, Community Health Group, Rady's Children's Hospital San Diego & Vantage Medical Group

## Med+ Urgent Care Utilization Review - Year to date (2020)



**DISCUSSION ITEM**

San Diego County Investment Pool

*June 2, 2020*

## **Investment Vehicle Comparisons – relevant to Resolution 430**

### **Fees:**

- SD Treasurer's Pool: .08%
- CalTRUST: .1648%
- LAIF: ranges .17% to 3.57%

### **Ratings:**

*(AAA indicates the highest underlying credit quality, S1 indicates low sensitivity to changes in interest rates)*

- SD Treasurer's Pool - AAA/S1
- CalTRUST's Medium Term Fund has a rating of AA-f;
- LAIF is AA-

# PARTICIPANT CASH BALANCES

## County of San Diego Pooled Money Fund

As of April 30, 2020

(\$000)

PARTICIPANT	FMV				% of Total	PARTICIPANT	FMV				% of Total
	02/29/20	03/31/20	04/30/20	Total			02/29/20	03/31/20	04/30/20	Total	
<b>COUNTY</b>	\$ 1,031,829	\$ 1,590,758	\$ 1,500,287	<b>12.49%</b>		Lake Cuyamaca Rec & Park District	93	38	38		38
<b>COUNTY - SPECIAL TRUST FUNDS</b>	2,742,726	2,606,124	3,306,777	<b>27.52%</b>		Lakeside FPD	9,109	7,405	10,702		10,702
<b>NON-COUNTY INVESTMENT FUNDS</b>	122,287	128,949	126,756	<b>1.06%</b>		Leucadia Wastewater District	3,927	3,953	3,970		3,970
<b>SCHOOLS - (K THRU 12)</b>	4,639,470	4,445,032	5,320,217	<b>44.28%</b>		Lower Sweetwater FPD	684	688	831		831
						Metropolitan Transit System	38,656	38,192	38,242		38,242
<b>COMMUNITY COLLEGES</b>						Mission Resource Conservation District	148	149	118		118
San Diego	157,574	142,885	203,980	1.71%		North County Cemetery District	6,299	6,335	6,725		6,725
Grossmont-Cuyamaca	152,751	149,742	166,237	1.38%		North County Dispatch	4,371	4,203	4,517		4,517
MiraCosta	113,816	101,628	136,524	1.14%		North County FPD	2,413	2,251	5,711		5,711
Palomar	217,677	219,199	249,042	2.07%		Otay Water District	288	290	291		291
Southwestern	143,406	144,935	147,528	1.23%		Pomerado Cemetery District	2,020	1,973	2,137		2,137
<b>Total Community Colleges</b>	<b>785,225</b>	<b>758,389</b>	<b>903,311</b>	<b>7.52%</b>		Public Agencies Self-Insurance System	3,578	3,602	3,617		3,617
						Ramona Cemetery District	919	897	965		965
<b>FIRST 5 COMMISSION</b>						Rancho Santa Fe FPD	12,476	11,572	14,845		14,845
<b>SANCAL</b>	40,422	49,462	48,021			Rincon del Diablo Municipal Water District	4,753	4,784	4,804		4,804
<b>SDCERA</b>	3,843	3,877	3,895			SANDAG	206,339	195,946	193,730		193,730
	604	2,169	2,175			SD County Regional Airport Authority	309,508	315,293	293,987		293,987
<b>CITIES</b>						San Diego Housing Commission	21,848	21,994	22,085		22,085
Chula Vista	38,067	38,361	35,685			San Diego Geographic Information Source	726	1,007	811		811
Coronado	44,741	20,817	20,934			San Diego Law Library	4,163	4,299	4,201		4,201
Del Mar	2,734	2,752	2,763			San Diego Local Agency Formation Comm	1,924	1,782	1,649		1,649
El Cajon	5,116	5,150	5,171			San Diego Regional Training Center	680	556	640		640
Encinitas	4,146	4,173	4,191			San Dieguito River Park	1,112	904	808		808
National City	35,856	36,105	36,254			San Marcos FPD	1	1	1		1
Oceanside	21	51	0			San Miguel Consolidated FPD	12,606	11,541	18,159		18,159
<b>INDEPENDENT AGENCIES</b>						Santa Fe Irrigation District	4,448	4,478	4,496		4,496
Alpine FPD	1,749	1,273	2,774			Serra Cooperative Library System	2	2	2		2
Bonita-Sunnyside FPD	6,202	5,787	7,054			Upper San Luis Rey Resource Conserv Dist	66	66	70		70
Borrego Springs FPD	1,327	1,174	1,692			Vallecitos Water District	5,463	5,500	5,523		5,523
Canebrake County Water District	54	54	54			Valley Center FPD	2,221	2,002	2,645		2,645
Deer Springs FPD	13,082	11,895	12,827			Valley Center Cemetery District	468	471	487		487
Fallbrook Public Utility District	15	16	16			Valley Center Water District	21,480	21,282	22,123		22,123
Grossmont Healthcare District	2	2	2			Vista FPD	3,157	3,178	3,939		3,939
Julian-Cuyamaca FPD	373	375	498			<b>Total Voluntary Participants</b>	<b>884,301</b>	<b>860,126</b>	<b>856,875</b>		<b>856,875</b>
						<b>Pooled Money Fund Total</b>	<b>\$ 10,205,838</b>	<b>\$ 10,389,378</b>	<b>\$ 12,014,223</b>		<b>100.00%</b>