



**AGENDA
FINANCE COMMITTEE**

Wednesday, January 5, 2022 at 4:30 P.M.

In accordance with California Government Code Section 54953 teleconferencing will be used for this meeting. Board members, staff and members of the public will be able to participate by webinar by using the following link: <https://us02web.zoom.us/j/83340242977> Meeting ID: 833 4024 2977. Participants will need to download the Zoom app on their mobile device. Members of the public will also be able to participate by telephone using the following dial in information: Dial in #: (310) 372-7549, Passcode 660448.

Committee Members: Jennifer Jeffries & Barbara Mroz

Staff: CEO Rachel Mason, Executive Assistant Linda Bannerman, Administrative Officer Judith Oswald

Accountant: Susan Woodward

1. Call to Order/Roll Call
2. Public Comments
3. Review of Financial Statements for November 2021
 - Report 1 – Balance Sheet Comparison of November to October
 - Report 2 – Income Statement for the Month Ended November & Fiscal Year to Date
 - Report 3 – Profit & Loss Actual vs Budget November 2021
 - Report 4 – Approved Annual Budget July 2021 – June 2022
 - Report 5 – Local Agency Investment Fund (LAIF) Statement – November 2021
 - Report 6 – CalTrust Statement – November 2021
 - Report 7 – Property Tax Revenue – July 2021 – November 2021
 - Report 8 – Check Detail Report as of November 2021
 - Report 9 – VISA Credit Card Statement – November 2021
4. Discussion Items
 - a. Community Grant Funding Process
5. Board Member Comments and Future Agenda Items
6. Adjournment

I certify that on January 4, 2022, I posted a copy of the foregoing agenda near the regular meeting place of the Board of Directors of Fallbrook Regional Health District, said time being at least 24 hours in advance of the meeting. The American with Disabilities Act provides that no qualified individual with a disability shall be excluded from participation in or denied the benefits of District business. If you need assistance to participate in this meeting, please contact the District office 24 hours prior to the meeting at 760-731-9187.

A handwritten signature in blue ink that reads "Linda Bannerman". The signature is written in a cursive, flowing style.

Board Secretary/Clerk

Fallbrook Regional Health District
REPORT 1 - BALANCE SHEET COMPARISON
Comparison of November 2021 to October 2021

	Nov 30, 21	Oct 31, 21	\$ Change
ASSETS			
Current Assets			
Checking/Savings			
102.3 · Cash in Bank - Pacific Western	259,681.97	484,558.37	-224,876.40
102.6 · Cash in Bank - LAIF	1,945,546.27	1,945,546.27	0.00
102.9 · Cash in Bank - CalTRUST	5,782,725.55	5,786,609.40	-3,883.85
102.10 · Petty Cash	168.84	168.84	0.00
Total Checking/Savings	7,988,122.63	8,216,882.88	-228,760.25
Other Current Assets			
104 · Prepaid Insurance	16,575.17	19,258.57	-2,683.40
107 · Tax Apportionment Receivable	661,731.34	115,433.44	546,297.90
110 · Reimbursement Rec'ble - CIF	-118.45	-118.45	0.00
Total Other Current Assets	678,188.06	134,573.56	543,614.50
Total Current Assets	8,666,310.69	8,351,456.44	314,854.25
Fixed Assets			
121 · Equipment	64,986.31	64,986.31	0.00
121.2 · Equipment Depreciation	-40,532.32	-39,868.00	-664.32
122.0 · Assets			
122.01 · S. Brandon Road	161,578.00	161,578.00	0.00
122.011 · S. Brandon Road Improvements	219,299.76	161,138.87	58,160.89
122.012 · S. Brandon Road Land	129,662.00	129,662.00	0.00
122.02 · E. Mission Road	1,441,539.86	1,441,539.86	0.00
122.021 · E. Mission Road Improvements	269,087.20	269,087.20	0.00
122.022 · E. Mission Road Land	360,629.00	360,629.00	0.00
122.04 · Accum Depr - All Buildings	-162,616.04	-158,482.45	-4,133.59
Total 122.0 · Assets	2,419,179.78	2,365,152.48	54,027.30
Total Fixed Assets	2,443,633.77	2,390,270.79	53,362.98
Other Assets			
130 · Note Receivable - East Alvarado	487,500.00	487,500.00	0.00
Total Other Assets	487,500.00	487,500.00	0.00
TOTAL ASSETS	<u>11,597,444.46</u>	<u>11,229,227.23</u>	<u>368,217.23</u>
LIABILITIES & EQUITY			
Liabilities			
Current Liabilities			
Accounts Payable			
140 · Accounts Payable	40,702.58	6,950.06	33,752.52
Total Accounts Payable	40,702.58	6,950.06	33,752.52
Credit Cards			
150.4 · CSDA - Visa	0.00	41.07	-41.07
Total Credit Cards	0.00	41.07	-41.07
Other Current Liabilities			
203 - Accrued Payroll	33,794.32	20,755.26	13,039.06
204 · Accrued Vacation & Sick Leave	29,016.56	29,016.56	0.00
213 · Simple Plan Payable	50.00	532.50	-482.50
Total Other Current Liabilities	62,860.88	50,304.32	12,556.56
Total Current Liabilities	103,563.46	57,295.45	46,268.01
Total Liabilities	103,563.46	57,295.45	46,268.01
Equity			
302.2 · Community Investment Funds	9,202,578.12	9,202,578.12	0.00
300 · Unrestricted Operations Fund	2,386,975.78	2,386,975.78	0.00
32000 · Retained Earnings	-110,517.37	-110,517.37	0.00

Fallbrook Regional Health District
REPORT 1 - BALANCE SHEET COMPARISON
Comparison of November 2021 to October 2021

	<u>Nov 30, 21</u>	<u>Oct 31, 21</u>	<u>\$ Change</u>
Net Income	14,844.47	-307,104.75	321,949.22
Total Equity	11,493,881.00	11,171,931.78	321,949.22
TOTAL LIABILITIES & EQUITY	<u>11,597,444.46</u>	<u>11,229,227.23</u>	<u>368,217.23</u>

Fallbrook Regional Health District REPORT 2 - INCOME STATEMENT

For the Month Ended November 30, 2021 & Fiscal Year to Date

	Nov 21	Jul - Nov 21
Ordinary Income/Expense		
Income		
400 · District Income		
402 · Property Tax Revenue	661,731.34	844,348.83
403 · Interest / Dividends	1,778.19	10,656.10
Total 400 · District Income	663,509.53	855,004.93
460 · Lease Income		
460.03 · Lease Income	0.00	3,500.00
Total 460 · Lease Income	0.00	3,500.00
Total Income	663,509.53	858,504.93
Expense		
500 · Administrative Expenses		
500.01 · Communications	974.20	4,002.05
500.02 · IT Services	760.00	2,470.00
500.03 · Refreshments	2,351.33	2,461.45
500.04 · Office Expenses	418.06	3,056.81
500.05 · Utilities	1,052.75	6,447.23
500.06 · Independent Contract Services	3,232.25	5,069.55
500.07 · Maintenance Services & Repairs	5,184.88	12,787.31
500.08 · Vehicle Expenses	81.89	296.89
500.10 · Salaries	46,498.44	173,477.57
500.12 · Payroll Taxes	3,676.69	13,293.02
500.14 · W/C Insurance	200.75	856.00
500.15 · Employee Health & Welfare	4,261.19	17,590.64
500.16 · Board Stipends	1,260.00	7,245.00
500.17 · Education & Conferences	0.00	3,793.33
500.18 · Dues & Subscriptions	607.96	22,155.94
500.19 · Insurance - General	1,833.36	9,216.80
500.20 · Independent Accounting Services	4,060.00	8,060.00
500.21 · Annual Independent Audit	2,400.00	12,684.27
500.22 · Medical Records Store & Service	4,144.20	10,316.97
500.23 · General Counsel	3,692.50	9,800.00
500.29 · Dist Promotions & Publications	1,369.38	1,674.54
500.30 · Simple IRA Expense	695.58	3,264.82
500.33 · Copier Lease	866.76	4,301.80
500.40 · Office Equipment	808.79	2,370.41
Total 500 · Administrative Expenses	90,430.96	336,692.40
570 · Comm. Health & Wellness Center		
570.01 · Communications	84.97	745.16
570.04 · Office Expenses	1,292.40	1,613.10
570.05 · Utilities	1,464.92	5,469.48
570.06 · Independent Contract Services	450.00	1,350.00
570.07 · Maintenance Services & Repairs	14,589.87	24,775.53
570.10 · Salaries	9,566.92	15,625.00
570.12 · Payroll Taxes	737.51	1,237.31
570.19 · Insurance - General	649.29	3,246.29
570.23 · General Counsel	0.00	857.50
570.29 · Dist Promotions & Publications	360.00	1,109.69
Total 570 · Comm. Health & Wellness Center	29,195.88	56,029.06
600 · Community Health Contracts		
600.01 · Be Well Therapy	2,055.43	4,110.86
600.02 · Boys & Girls Clubs of North Cty	9,025.24	33,051.18
600.03 · Champions for Health	8,000.00	16,000.00
600.04 · D'Vine Path	5,475.00	10,950.00
600.05 · Fallbrook Food Pantry	19,375.00	38,750.00
600.06 · Fallbrook Land Conservancy	7,428.13	14,856.26
600.07 · Fallbrook Senior Citizens Serv	33,296.44	66,592.88
600.10 · Foundation for Senior Care	61,240.22	122,480.44
600.11 · Hospice of the Valleys	2,804.70	5,609.40

Fallbrook Regional Health District
REPORT 2 - INCOME STATEMENT
For the Month Ended November 30, 2021 & Fiscal Year to Date

	<u>Nov 21</u>	<u>Jul - Nov 21</u>
600.12 · Michelle's Place Cancer Res Ctr	10,477.00	20,954.00
600.14 · Palomar Family Counseling Svc	14,952.56	29,905.12
600.15 · REINS	20,113.44	40,226.88
600.51 · NC Fire JPA (EMSO)	19,042.08	37,014.39
Total 600 · Community Health Contracts	213,285.24	440,501.41
66000 · Payroll Expenses	219.53	219.53
800 · District Direct Care Services		
800.01 · Health Services and Clinics	0.00	14.07
Total 800 · District Direct Care Services	0.00	14.07
Total Expense	333,131.61	833,456.47
Net Ordinary Income	330,377.92	25,048.46
Other Income/Expense		
Other Income		
406 · Unearned Gain/Loss - CalTRUST	-5,662.04	-28,307.26
810 · Interest Income - Alvarado Str.	2,031.25	10,156.25
Total Other Income	-3,630.79	-18,151.01
Other Expense		
825 · Depreciation		
500.27 · Depreciation - Brandon Rd.	4,303.73	22,063.47
570.27 · Depreciation - Mission Rd.	494.18	2,470.90
Total 825 · Depreciation	4,797.91	24,534.37
835 · FRHD Foundation		
580 · FRHD Foundation Support		
580.04 · Office Expenses	0.00	25.00
580.23 · General Counsel	0.00	402.50
Total 580 · FRHD Foundation Support	0.00	427.50
Total 835 · FRHD Foundation	0.00	427.50
900 · Community Investment Fund Reimb	0.00	-32,908.89
Total Other Expense	4,797.91	-7,947.02
Net Other Income	-8,428.70	-10,203.99
Net Income	<u>321,949.22</u>	<u>14,844.47</u>

Fallbrook Regional Health District
REPORT 3 - PROFIT & LOSS ACTUAL vs. YTD BUDGET
November 2021

	Jul - Nov 21	Budget	\$ Over Budget	% of Budget
Ordinary Income/Expense				
Income				
400 · District Income				
402 · Property Tax Revenue	844,348.83	843,546.51	802.32	100.1%
403 · Interest / Dividends	10,656.10	32,108.02	(21,451.92)	33.2%
Total 400 · District Income	855,004.93	875,654.53	(20,649.60)	97.6%
460 · Lease Income				
460.03 · Lease Income	3,500.00	0.00	3,500.00	100.0%
570.00 · Wellness Center Income	0.00	7,000.00	(7,000.00)	0.0%
Total 460 · Lease Income	3,500.00	7,000.00	(3,500.00)	50.0%
Total Income	858,504.93	882,654.53	(24,149.60)	97.3%
Expense				
500 · Administrative Expenses				
500.01 · Communications	4,002.05	4,500.00	(497.95)	88.9%
500.02 · IT Services	2,470.00	1,710.00	760.00	144.4%
500.03 · Refreshments	2,461.45	125.00	2,336.45	1,969.2%
500.04 · Office Expenses	3,056.81	2,500.00	556.81	122.3%
500.05 · Utilities	6,447.23	6,451.13	(3.90)	99.9%
500.06 · Independent Contract Services	5,069.55	825.00	4,244.55	614.5%
500.07 · Maintenance Services & Repairs	12,787.31	6,711.00	6,076.31	190.5%
500.08 · Vehicle Expenses	296.89	925.00	(628.11)	32.1%
500.10 · Salaries	173,477.57	149,604.40	23,873.17	116.0%
500.12 · Payroll Taxes	13,293.02	13,464.40	(171.38)	98.7%
500.14 · W/C Insurance	856.00	1,875.00	(1,019.00)	45.7%
500.15 · Employee Health & Welfare	17,590.64	23,535.00	(5,944.36)	74.7%
500.16 · Board Stipends	7,245.00	10,600.00	(3,355.00)	68.3%
500.17 · Education & Conferences	3,793.33	4,250.00	(456.67)	89.3%
500.18 · Dues & Subscriptions	22,155.94	19,678.20	2,477.74	112.6%
500.19 · Insurance - General	9,216.80	10,773.00	(1,556.20)	85.6%
500.20 · Independent Accounting Services	8,060.00	5,000.00	3,060.00	161.2%
500.21 · Annual Independent Audit	12,684.27	9,000.00	3,684.27	140.9%
500.22 · Medical Records Store & Service	10,316.97	9,700.00	616.97	106.4%
500.23 · General Counsel	9,800.00	13,500.00	(3,700.00)	72.6%
500.29 · Dist Promotions & Publications	1,674.54	8,341.00	(6,666.46)	20.1%
500.30 · Simple IRA Expense	3,264.82	4,488.15	(1,223.33)	72.7%
500.33 · Copier Lease	4,301.80	3,835.50	466.30	112.2%
500.40 · Office Equipment	2,370.41	1,500.00	870.41	158.0%
Total 500 · Administrative Expenses	336,692.40	312,891.78	23,800.62	107.6%
570 · Comm. Health & Wellness Center				
570.01 · Communications	745.16	4,500.00	(3,754.84)	16.6%
570.02 · IT Services	0.00	190.00	(190.00)	0.0%
570.03 · Refreshments	0.00	125.00	(125.00)	0.0%
570.04 · Office Expenses	1,613.10	800.00	813.10	201.6%
570.05 · Utilities	5,469.48	5,507.00	(37.52)	99.3%
570.06 · Independent Contract Services	1,350.00	1,800.00	(450.00)	75.0%
570.07 · Maintenance Services & Repairs	24,775.53	7,600.00	17,175.53	326.0%
570.10 · Salaries	15,625.00	16,135.32	(510.32)	96.8%
570.12 · Payroll Taxes	1,237.31	1,290.84	(53.53)	95.9%
570.14 · W/C Insurance	0.00	242.04	(242.04)	0.0%
570.15 · Employee Health & Welfare	0.00	4,275.00	(4,275.00)	0.0%
570.18 · Dues & Subscriptions	0.00	250.00	(250.00)	0.0%
570.19 · Insurance - General	3,246.29	3,168.55	77.74	102.5%
570.23 · General Counsel	857.50	2,500.00	(1,642.50)	34.3%
570.29 · Dist Promotions & Publications	1,109.69	1,800.00	(690.31)	61.6%
570.30 · Simple IRA Expense	0.00	3,500.00	(3,500.00)	0.0%
570.33 · Copier Lease	0.00	307.25	(307.25)	0.0%
570.40 · Office Equipment	0.00	2,200.00	(2,200.00)	0.0%
Total 570 · Comm. Health & Wellness Center	56,029.06	56,191.00	(161.94)	99.7%

Fallbrook Regional Health District
REPORT 3 - PROFIT & LOSS ACTUAL vs. YTD BUDGET
November 2021

	Jul - Nov 21	Budget	\$ Over Budget	% of Budget
600 · Community Health Contracts				
600.01 · Be Well Therapy	4,110.86	4,110.86	0.00	100.0%
600.02 · Boys & Girls Clubs of North Cty	33,051.18	33,051.88	(0.70)	100.0%
600.03 · Champions for Health	16,000.00	16,000.00	0.00	100.0%
600.04 · D'Vine Path	10,950.00	10,950.00	0.00	100.0%
600.05 · Fallbrook Food Pantry	38,750.00	38,750.00	0.00	100.0%
600.06 · Fallbrook Land Conservancy	14,856.26	14,856.26	0.00	100.0%
600.07 · Fallbrook Senior Citizens Serv	66,592.88	66,592.88	0.00	100.0%
600.10 · Foundation for Senior Care	122,480.44	122,480.44	0.00	100.0%
600.11 · Hospice of the Valleys	5,609.40	5,609.40	0.00	100.0%
600.12 · Michelle's Place Cancer Res Ctr	20,954.00	20,954.00	0.00	100.0%
600.14 · Palomar Family Counseling Svc	29,905.12	29,905.12	0.00	100.0%
600.15 · REINS	40,226.88	40,226.88	0.00	100.0%
600.50 · NC Fire JPA (Ambulance)	0.00	35,416.65	(35,416.65)	0.0%
600.51 · NC Fire JPA (EMSO)	37,014.39	33,333.35	3,681.04	111.0%
600.52 · NC Fire JPA (Public Comms)	0.00	14,583.35	(14,583.35)	0.0%
Total 600 · Community Health Contracts	440,501.41	486,821.07	(46,319.66)	90.5%
66000 · Payroll Expenses	219.53			
800 · District Direct Care Services				
800.01 · Health Services and Clinics	14.07	2,325.00	(2,310.93)	0.6%
800.03 · Women of Wellness	0.00	250.00	(250.00)	0.0%
Total 800 · District Direct Care Services	14.07	2,575.00	(2,560.93)	0.5%
Total Expense	833,456.47	858,478.85	(25,022.38)	97.1%
Net Ordinary Income	25,048.46	24,175.68	872.78	103.6%
Other Income/Expense				
Other Income				
406 · Unearned Gain/Loss - CalTRUST	(28,307.26)	0.00	(28,307.26)	100.0%
810 · Interest Income - Alvarado Str.	10,156.25	0.00	10,156.25	100.0%
Total Other Income	(18,151.01)	0.00	(18,151.01)	100.0%
Other Expense				
825 · Depreciation				
500.27 · Depreciation - Brandon Rd.	22,063.47	0.00	22,063.47	100.0%
570.27 · Depreciation - Mission Rd.	2,470.90	0.00	2,470.90	100.0%
Total 825 · Depreciation	24,534.37	0.00	24,534.37	100.0%
835 · FRHD Foundation				
580 · FRHD Foundation Support				
580.01 · Communications	0.00	150.00	(150.00)	0.0%
580.04 · Office Expenses	25.00	75.00	(50.00)	33.3%
580.10 · Salaries	0.00	7,500.00	(7,500.00)	0.0%
580.12 · Payroll Taxes	0.00	600.00	(600.00)	0.0%
580.14 · W/C Insurance	0.00	112.50	(112.50)	0.0%
580.17 · Education & Conferences	0.00	135.00	(135.00)	0.0%
580.20 · Independent Accounting Services	0.00	1,250.00	(1,250.00)	0.0%
580.23 · General Counsel	402.50	1,250.00	(847.50)	32.2%
580.33 · Copier Lease	0.00	124.35	(124.35)	0.0%
580.40 · Office Equipment	0.00	1,750.00	(1,750.00)	0.0%
Total 580 · FRHD Foundation Support	427.50	12,946.85	(12,519.35)	3.3%
Total 835 · FRHD Foundation	427.50	12,946.85	(12,519.35)	3.3%
900 · Community Investment Fund Reimb	(32,908.89)			
Total Other Expense	(7,947.02)	12,946.85	(20,893.87)	(61.4)%
Net Other Income	(10,203.99)	(12,946.85)	2,742.86	78.8%
Net Income	14,844.47	11,228.83	3,615.64	132.2%

**Fallbrook Regional Health District
REPORT 4 - APPROVED ANNUAL BUDGET**

July 2021 through June 2022

	Jul 21	Aug 21	Sep 21	Oct 21	Nov 21	Dec 21	Jan 22	Feb 22	Mar 22	Apr 22	May 22	Jun 22	TOTAL Jul '21 - Jun 22
580.17 · Education & Conferences	0.00	0.00	45.00	45.00	45.00	45.00	45.00	45.00	45.00	45.00	45.00	45.00	450.00
580.18 · Dues & Subscriptions	0.00	0.00	0.00	0.00	0.00	0.00	0.00	0.00	2,500.00	0.00	0.00	0.00	2,500.00
580.19 · Insurance - General	0.00	0.00	0.00	0.00	0.00	0.00	0.00	365.00	0.00	0.00	0.00	0.00	365.00
580.20 · Independent Accounting Services	250.00	250.00	250.00	250.00	250.00	250.00	250.00	250.00	250.00	250.00	250.00	250.00	3,000.00
580.21 · Annual Independent Audit	0.00	0.00	0.00	0.00	0.00	0.00	0.00	0.00	0.00	0.00	0.00	0.00	0.00
580.23 · General Counsel	250.00	250.00	250.00	250.00	250.00	250.00	250.00	250.00	250.00	250.00	250.00	250.00	3,000.00
580.33 · Copier Lease	0.00	0.00	41.45	41.45	41.45	41.45	41.45	41.45	41.45	41.45	41.45	41.45	414.50
580.40 · Office Equipment	1,750.00	0.00	0.00	0.00	0.00	0.00	0.00	0.00	0.00	0.00	0.00	0.00	1,750.00
580 · FRHD Foundation Support - Other	0.00	0.00	0.00	0.00	0.00	0.00	0.00	0.00	0.00	0.00	0.00	0.00	0.00
Total 580 · FRHD Foundation Support	2,250.00	500.00	3,398.95	3,398.95	3,398.95	3,398.95	3,448.95	3,813.95	5,948.95	3,448.95	3,448.95	3,448.95	39,904.50
Total 835 · FRHD Foundation	2,250.00	500.00	3,398.95	3,398.95	3,398.95	3,398.95	3,448.95	3,813.95	5,948.95	3,448.95	3,448.95	3,448.95	39,904.50
Total Other Expense	2,250.00	500.00	3,398.95	3,398.95	3,398.95	3,398.95	3,448.95	3,813.95	5,948.95	3,448.95	3,448.95	3,448.95	39,904.50
Net Other Income	-2,250.00	-500.00	-3,398.95	-3,398.95	-3,398.95	-3,398.95	-3,448.95	-3,813.95	-5,948.95	-3,448.95	-3,448.95	-3,448.95	-39,904.50
Net Income	-263,901.18	-46,989.89	-41,845.65	19,808.90	343,156.65	213,399.81	-5,698.89	-213,574.78	-31,630.29	173,931.78	-242,311.46	-55,039.64	-149,594.64

California State Treasurer
Fiona Ma, CPA



Local Agency Investment Fund
PO Box 942809
Sacramento, CA 94209-0001
(916) 653 3001

December 29, 2021

[LAIF Home](#)
[PMIA Average Monthly Yields](#)

FALLBROOK REGIONAL HEALTH DISTRICT

DISTRICT ADMINISTRATOR
138 SOUTH BRANDON ROAD
FALLBROOK, CA 92028

[Tran Type Definitions](#)

//

Account Number: [REDACTED]

November 2021 Statement

Account Summary

Total Deposit:	0.00	Beginning Balance:	1,945,546.27
Total Withdrawal:	0 00	Ending Balance:	1,945,546.27



CalTRUST
 c/o Ultimus Fund Solutions
 PO Box 541150
 Omaha, NE 68154-9150
 www.caltrust.org
 Email: CalTRUSTSupport@ultimusfundsolutions.com
 Fax: 402-963-9094
 Phone: 833-CALTRUST (225-8787)

Investment Account Summary

11/01/2021 through 11/30/2021

SUMMARY OF INVESTMENTS

Fund	Account Number	Total Shares Owned	Net Asset Value per Share on Nov 30 (\$)	Value on Nov 30 (\$)	Average Cost Amount (\$)	Cumulative Unrealized Gain/(Loss) (\$)
FALLBROOK REGIONAL HEALTH DISTRICT						
CalTRUST Medium Term Fund	[REDACTED]	566,378.604	10.21	5,782,725.55	5,682,179.90	100,545.65
Portfolios Total value as of 11/30/2021				5,782,725.55		

DETAIL OF TRANSACTION ACTIVITY

Activity Description	Activity Date	Amount (\$)	Amount in Shares	Balance in Shares	Price per Share (\$)	Balance (\$)	Average Cost Amt (\$)	Realized Gain/(Loss) (\$)
		FALLBROOK REGIONAL HEALTH DISTRICT					Account Number: [REDACTED]	
Beginning Balance	11/01/2021			566,204.442	10.22	5,786,609.40		
Accrual Income Div Reinvestment	11/30/2021	1,778.19	174.162	566,378.604	10.21	5,782,725.55	0.00	0.00
Unrealized Gain/(Loss)						(5,662.04)		
Closing Balance as of	Nov 30			566,378.604	10.21	5,782,725.55		

INVESTMENT POLICY REPORT

LOCAL AGENCY INVESTMENT FUND (LAIF)

Through the Pooled Money Investment Account (PMIA), the State Treasurer invests taxpayers' money to manage the State's cash flow and strengthen the financial security of local governmental entities. PMIA policy sets as primary investment objectives safety, liquidity and yield.

As of November 30, 2021, the PMIA's holdings included US Treasury Bills and Notes (66.39% of portfolio), Federal Agency Debentures and Discount Notes (16.58% of portfolio), CDs and Commercial Paper (7.90% of portfolio).

As of November 30, 2021, the District's balance was \$1,945,546.27. This represents 25.17% of the District's investment portfolio. The Performance Rate for the month of November was 0.203%.

CalTRUST

The CalTRUST Board works closely with the investment manager, BlackRock, to ensure that public dollars are managed securely and efficiently and are in full compliance with California Law. The primary objective is to safeguard the preservation of principal.

The District is invested in the CalTRUST Medium Term Fund which held, in part, the following sectors at November 30, 2021: Corporate Bonds (30.30% of portfolio), US Government and Agencies (37.84% of portfolio) and CDs (15.31% of portfolio).

As of November 30, 2021, the District's Average Cost Amount was \$5,682,179.90 with a closing Net Asset Value of \$5,782,725.55. This represents 74.83% of the District's investment portfolio.

In November, 2021, the District earned \$1,778.19 in dividend income and reported an unrealized loss of \$5,622.04. The One Year Yield on the Medium-Term Fund was .36%

The investments of the District are in compliance with the District's 2021-2022 Investment Policy. The balances in the District's investment accounts give the District the ability to meet its expenditure requirements for the next eighteen (18) months.

Fallbrook Regional Health District
REPORT 7 - PROPERTY TAX REVENUE
November 2021

Type	Date	Name	Amount	Balance
400 · District Income				
402 · Property Tax Revenue				
General Journal	07/31/2021		22,748.41	22,748.41
General Journal	08/31/2021		18,774.22	41,522.63
General Journal	09/30/2021		25,661.42	67,184.05
General Journal	10/31/2021		115,433.44	182,617.49
General Journal	11/30/2021		661,731.34	844,348.83
Total 402 · Property Tax Revenue			844,348.83	844,348.83
Total 400 · District Income			844,348.83	844,348.83
TOTAL			844,348.83	844,348.83

Fallbrook Regional Health District
REPORT 8 - CHECK DETAIL REPORT
November 2021

Date	Num	Name	Memo	Amount
102.3 - Cash in Bank - Pacific Western				
11/01/2021	12243	Be Well Therapy	CHC 388 - PMT. 2 OF 4	-2,055.43
11/01/2021	12244	Boys & Girls Club of N...	CHC 390 - PMT. 2 OF 4	-9,025.24
11/01/2021	12245	Champions for Health	CHC 391 - PMT. 2 OF 4	-8,000.00
11/01/2021	12246	D'Vine Path	CHC 392 - PMT. 2 OF 4	-5,475.00
11/01/2021	12247	Fallbrook Food Pantry	CHC 393 - PMT. 2 OF 4	-19,375.00
11/01/2021	12248	Fallbrook Land Conse...	CHC 394 - PMT. 2 OF 4	-4,490.63
11/01/2021	12249	Fallbrook Land Conse...	CHC 395 - PMT. 2 OF 4	-2,937.50
11/01/2021	12250	Fallbrook Senior Citize...	CHC 396 - PMT. 2 OF 4	-11,963.98
11/01/2021	12251	Fallbrook Senior Citize...	CHC 397 - PMT. 2 OF 4	-21,332.46
11/01/2021	12252	Foundation for Senior ...	CHC 398 - PMT. 2 OF 4	-12,042.22
11/01/2021	12253	Foundation for Senior ...	CHC 399 - PMT. 2 OF 4	-7,421.21
11/01/2021	12254	Foundation for Senior ...	CHC 400 - PMT. 2 OF 4	-16,735.38
11/01/2021	12255	Foundation for Senior ...	CHC 401 - PMT. 2 OF 4	-18,268.85
11/01/2021	12256	Foundation for Senior ...	CHC 402 - PMT. 2 OF 4	-6,772.56
11/01/2021	12257	Hospice of the Valleys	CHC 403 - PMT. 2 OF 4	-2,804.70
11/01/2021	12258	Michelle's Place Canc...	CHC 404 - PMT. 2 OF 4	-10,477.00
11/01/2021	12259	Palomar Family Coun...	CHC 405 - PMT. 2 OF 4	-3,796.38
11/01/2021	12260	Palomar Family Coun...	CHC 406 - PMT. 2 OF 4	-11,156.18
11/01/2021	12261	REINS Therapeutic H...	CHC 407 - PMT. 2 OF 4	-20,113.44
11/05/2021	2021.....		Book 11/05/2021 Payroll	-20,755.26
11/12/2021	2021.....		ADP Payroll Fees	-119.89
11/14/2021	12424	Amazon Capital Servi...	VOID: Acct # A1G46ZHSNARR25	0.00
11/15/2021	12337	Spectrum Business-T...		-137.96
11/15/2021	12338	Pamela Knox		-1,039.50
11/15/2021	12339	Uline		-954.14
11/15/2021	12340	SDRMA		-344.10
11/15/2021	12341	EcoGreenVision, LLC		-58,160.89
11/15/2021	12342	Key, Darren		-1,745.00
11/15/2021	12343	Aztec Cleaning & Mai...		-440.00
11/15/2021	12344	Holmes, Rob		-1,625.00
11/15/2021	12345	Association of Fundrai...	Member#000003074036-0	-340.00
11/15/2021	12346	Village News		-180.00
11/15/2021	12347	Fallbrook Printing Cor...		-835.06
11/15/2021	12348	Ramirez Landscape &...		-950.00
11/15/2021	12349	Montejo Juan	VOID:	0.00
11/15/2021	12350	Low Voltage		-504.75
11/15/2021	12351	Iron Mountain		-2,113.54
11/15/2021	12352	Fallbrook Chamber of ...		-60.00
11/15/2021	12353	Fallbrook Waste & Re...		-143.19
11/15/2021	12354	24 Hour Elevator Inc.	Inv. 110658	-210.58
11/15/2021	12355	Aztec Cleaning & Mai...	Inv. 261576	-320.00
11/15/2021	12356	Culligan of Escondido	Inv. 1084031	-52.50
11/15/2021	12357	Fallbrook Rooter & Dr...	Inv. 21516; bathroom repair - snake main line	-667.30
11/15/2021	12358	First Impulse	Inv. 11609; updated user name and handsets	-45.00
11/15/2021	12359	Fowler Pest Control, L...	Inv. 258559; initial service at Mission Rd.	-550.00
11/15/2021	12360	Glennie's Office Produ...	10/31/21 stmt.	-59.81
11/15/2021	12361	Ramirez Landscape &...		-950.00
11/15/2021	12362	SDRMA	Inv. 36037 supplemental bill	-60.66
11/15/2021	12363	Springston Design LLC	Inv. 4391	-380.00
11/15/2021	12364	Streamline	Inv. CA0D951F-0012	-200.00
11/15/2021	12365	Village News	Inv. 11060; Blood Drive ad	-180.00
11/15/2021	12366	White Nelson - now C...	Inv. 3060820	-3,000.00
11/15/2021	12367	Woodward, Susan	October accounting services	-1,000.00
11/15/2021	12336		VOID: VOID:	0.00
11/15/2021			Deposit	2,031.25
11/17/2021	1117-01			-179.76
11/17/2021			Funds Transfer	115,433.44
11/19/2021			Book 11/15/2021 Payroll	-17,676.64
11/26/2021	2021.....		ADP Processing Fees	-99.64
11/29/2021	12370	CalPERS	ID 1559595490	-2,816.93
11/29/2021	12371	Aztec Cleaning & Mai...		-640.00
11/29/2021	12372	Kent Bandy		-4,150.00
11/29/2021	12373	Montejo Juan	VOID:	0.00
11/29/2021	12374	Key, Darren		-107.50
11/29/2021	12375	SDG&E - 6994 - Bran...	Acct #0040 6059 7699 4	-548.45
11/29/2021	12376	SDG&E - 5971 - E. Mi...	Acct # 0051 8261 3597 1	-342.15
11/29/2021	12377	Tracy Rosalee		-71.50

Fallbrook Regional Health District
REPORT 8 - CHECK DETAIL REPORT
November 2021

<u>Date</u>	<u>Num</u>	<u>Name</u>	<u>Memo</u>	<u>Amount</u>
11/29/2021	12378	Spectrum Business-T...	Acct # 8448 41 008 0522968	-29.99
11/29/2021	12379	Spectrum Business-T...	cct # 8448 41 008 0522125	-84.97
11/29/2021	12380	Trupiano Inc.		-1,500.00
11/29/2021	12381	FPUD - 7721-000	Acct # 007721-000	-61.93
11/29/2021	12382	FPUD - 7720-002 - E. ...	Acct # 007720-002	-61.93
11/29/2021	12383	Montejo Juan	VOID:	0.00
11/29/2021	12384	Fowler Pest Control, I...		-85.00
11/29/2021	12385	Konica Minolta		-866.76
11/29/2021	12386	SDRMA		-50.00
11/29/2021	12387	Whalen, J. Associates...		-481.88
11/29/2021	12388	UMPQUA Bank		-1,350.87
11/29/2021	12389	Rachel Mason-Runnells		-700.00
11/29/2021	12390	Schwab, Charles & Co...	4899-2865	-1,145.67
11/29/2021	12391	Theresa Geracitano		-100.00
11/29/2021	12369	Wendy Lyon		-10,091.01
11/29/2021	12392	Montejo Juan		-800.00
11/29/2021	12393	Montejo Juan		-2,800.00
11/30/2021	12410	Glennie's Office Produ...		-486.55
11/30/2021	12411	Jones, Edward		-210.00
11/30/2021	12412	UMPQUA Bank		-2,434.67
Total 102.3 - Cash in Bank - Pacific Western				-224,876.40
TOTAL				-224,876.40



UMPQUA BANK

BL ACCT 00002840-20000001
FALLBROOK REG HEALTH DIST
Account Number: ####-####-####-7117
Page 1 of 3



Account Summary




Billing Cycle		11/30/2021
Days In Billing Cycle		30
Previous Balance		\$1,350.87
Purchases	+	\$2,356.46
Cash	+	\$0.00
Balance Transfers	+	\$0.00
Special	+	\$0.00
Credits	-	\$0.00
Payments	-	\$0.00
Other Charges	+	\$53.79
Finance Charges	+	\$24.42

NEW BALANCE \$3,785.54

Credit Summary

Total Credit Line	\$6,000.00
Available Credit Line	\$2,214.46
Available Cash	\$0.00
Amount Over Credit Line	\$0.00
Amount Past Due	\$1,350.87
Disputed Amount	\$0.00

Account Inquiries

-  Call us at: (866) 777-9013
Lost or Stolen Card: (866) 839-3485
-  Go to www.umpquabank.com
-  Write us at PO BOX 1952, SPOKANE, WA 99210-1952

Payment Summary

NEW BALANCE	\$3,785.54
MINIMUM PAYMENT	\$3,785.54
PAYMENT DUE DATE	12/25/2021

NOTE: Grace period to avoid a finance charge on purchases, pay entire new balance by payment due date. Finance charge accrues on cash advances until paid and will be billed on your next statement.

Corporate Activity

TOTAL CORPORATE ACTIVITY				\$59.42
Trans Date	Post Date	Reference Number	Transaction Description	Amount
11/30	11/30	74807251334112334362000	LATE FEE	\$35.00
11/30	11/30	74807251334111334264000	FINANCE CHARGE PURCHASE	\$24.42

Cardholder Account Summary

LINDA BANNERMAN #### #### #### 7133	Payments & Other Credits \$0.00	Purchases & Other Charges \$1,260.66	Cash Advances \$0.00	Total Activity \$1,260.66
---	---	--	--------------------------------	-------------------------------------

Cardholder Account Detail

Trans Date	Post Date	Plan Name	Reference Number	Description	Amount
11/03	11/03	PPLN01	24692161307100620880790	VAST CONFERENCE 888-8868869 CA	\$6.25
11/02	11/03	PPLN01	74766681306143861557093	BLS*TOMEDES LTD 8777748914	\$19.38
11/02	11/03	PPLN01	74766681306143861557093	INTERNATIONAL TRANS FEE	\$0.39

PLEASE DETACH COUPON AND RETURN PAYMENT USING THE ENCLOSED ENVELOPE - ALLOW UP TO 7 DAYS FOR RECEIPT

UMPQUA BANK
PO BOX 1952
SPOKANE WA 99210-1952



UMPQUA BANK

Account Number

7117

Check box to indicate name/address change on back of this coupon

AMOUNT OF PAYMENT ENCLOSED

Closing Date	New Balance	Total Minimum Payment Due	Payment Due Date
11/30/21	\$3,785.54	\$3,785.54	12/25/21

\$



BL ACCT 00002840-20000001
FALLBROOK REG HEALTH DIST
138 SOUTH BRANDON ROAD
FALLBROOK CA 92028

MAKE CHECK PAYABLE TO:

UMPQUA BANK
PO BOX 2310
SPOKANE WA 99210-2310



Cardholder Account Detail Continued					
Trans Date	Post Date	Plan Name	Reference Number	Description	Amount
11/03	11/04	PPLN01	74766681307143864079011	BLS*TOMEDES LTD 8777748914	\$70.00
11/03	11/04	PPLN01	74766681307143864078971	BLS*TOMEDES LTD 8777748914	\$15.84
11/03	11/04	PPLN01	74766681307143864079011	INTERNATIONAL TRANS FEE	\$1.40
11/03	11/04	PPLN01	74766681307143864078971	INTERNATIONAL TRANS FEE	\$0.32
11/04	11/05	PPLN01	24943001308700697457085	ADOBE ACROPRO SUBS 800-443-8158 CA	\$67.96
11/05	11/07	PPLN01	74766681309144868385634	BLS*TOMEDES LTD 8777748914	\$81.48
11/05	11/07	PPLN01	74766681309144868385634	INTERNATIONAL TRANS FEE	\$1.63
11/09	11/10	PPLN01	74766681313144876167028	BLS*TOMEDES LTD 8777748914	\$68.82
11/09	11/10	PPLN01	74766681313144876166988	BLS*TOMEDES LTD 8777748914	\$36.78
11/09	11/10	PPLN01	74766681313144876167002	BLS*TOMEDES LTD 8777748914	\$193.32
11/09	11/10	PPLN01	74766681313144876167028	INTERNATIONAL TRANS FEE	\$1.38
11/09	11/10	PPLN01	74766681313144876166988	INTERNATIONAL TRANS FEE	\$0.74
11/09	11/10	PPLN01	74766681313144876167002	INTERNATIONAL TRANS FEE	\$3.87
11/10	11/11	PPLN01	24692161314100466024181	WWW COSTCO COM 800-955-2292 WA	\$102.17
11/10	11/11	PPLN01	24692161314100526714441	WWW COSTCO COM 800-955-2292 WA	\$31.99
11/12	11/14	PPLN01	74766681316145882094863	BLS*TOMEDES LTD 8777748914	\$140.00
11/12	11/14	PPLN01	74766681316145882094863	INTERNATIONAL TRANS FEE	\$2.80
11/17	11/18	PPLN01	74766681321145890138978	BLS*TOMEDES LTD 8777748914	\$211.16
11/17	11/18	PPLN01	74766681321145890138978	INTERNATIONAL TRANS FEE	\$4.22
11/22	11/23	PPLN01	24906411326134806191233	EIG*CONSTANTCONTACT.COM 855-2295506 MA	\$95.00
11/24	11/25	PPLN01	74766681328146903002949	BLS*TOMEDESPROJECT 8777748914	\$20.92
11/24	11/25	PPLN01	74766681328146904199850	BLS*TOMEDESPROJECT 8777748914	\$80.80
11/24	11/25	PPLN01	74766681328146903002949	INTERNATIONAL TRANS FEE	\$0.42
11/24	11/25	PPLN01	74766681328146904199850	INTERNATIONAL TRANS FEE	\$1.62

Cardholder Account Summary				
RACHEL MASON ##### 2600	Payments & Other Credits \$0.00	Purchases & Other Charges \$1,114.59	Cash Advances \$0.00	Total Activity \$1,114.59

Cardholder Account Detail					
Trans Date	Post Date	Plan Name	Reference Number	Description	Amount
11/01	11/03	PPLN01	24316051306548464529016	SHELL OIL 57442720207 FALLBROOK CA	\$81.89
11/05	11/07	PPLN01	24943001310838001262241	BASKIN #332047 Q35 FALLBROOK CA	\$27.30
11/08	11/10	PPLN01	24692161313100582306950	THE HOME DEPOT 1018 OCEANSIDE CA	\$82.74
11/16	11/18	PPLN01	24231681321837001034425	ALBERTSONS #4786 FALLBROOK CA	\$153.37
11/16	11/18	PPLN01	24231681321837001032551	ALBERTSONS #4786 FALLBROOK CA	\$161.63
11/18	11/19	PPLN01	24943001323898000112560	COSTCO WHSE #0491 TEMECULA CA	\$537.07
11/17	11/19	PPLN01	24231681322837001826399	ALBERTSONS #4786 FALLBROOK CA	\$35.99
11/18	11/21	PPLN01	24692161323100248892516	PARTY CITY 0257 TEMECULA CA	\$26.10
11/19	11/21	PPLN01	24999891323900010200182	MANOR DRY CLEANERS INC FALLBROOK CA	\$8.50

Additional Information About Your Account
 YOUR ACCOUNT IS TWO PAYMENTS PAST DUE. IN ORDER TO AVOID CANCELLATION, WE MUST ASK FOR FULL PAYMENT OF THE AMOUNT DUE BY RETURN MAIL.

Finance Charge Summary / Plan Level Information									
Plan Name	Plan Description	FCM ¹	Average Daily Balance	Periodic Rate *	Corresponding APR	Finance Charges	Effective APR	Effective Fees **	Ending Balance
Purchases									
PPLN01 001	PURCHASE	E	\$1,350.87	0.06024%(D)	21.9900%	\$24.42	\$0.00	21.9940%	\$3,785.54
Cash									
CPLN01 001	CASH	A	\$0.00	0.06572%(D)	23.9900%	\$0.00	\$0.00	0.0000%	\$0.00
* Periodic Rate (M)=Monthly (D)=Daily							Days In Billing Cycle: 30		
** includes cash advance and foreign currency fees							APR = Annual Percentage Rate		
¹ FCM = Finance Charge Method									
(V) = Variable Rate If you have a variable rate account the periodic rate and Annual Percentage Rate (APR) may vary.									

Identified Community Need by Rank order

Social Determinants of Health - in rank order

■ **Healthcare Access**
■ **Social (Youth, Family)**
■ **Education**
■ **Economic**
■ **Transportation**
■ **Neighborhood**
■ **Housing**
■ **Clean Environment**

1. Health					Total Support		\$0.00
	SDoH	Agency Name	Program Name	Funded Amount	Estimated # served	Cost per participant	

0 <Total Number served
<Total Cost Per Participant
Number served

a. Diabetes
i. Cholesterol, High BP, Hypertension, Obesity

2. Mental Health					Total Support		\$269,882.26
	SDoH	Agency Name	Program Name	Funded Amount	Estimated # served	Cost per participant	

3,591 <Total Number served
<Total Cost Per Participant
\$75.16 Number served

a. Youth/Social Support	■	Boys & Girls Club	Triple Play	\$36,103.75	750	\$	48.14
	■ ■	Palomar Family Counseling Services	Healthy Body, Healthy Minds	\$44,624.70	155	\$	287.90
	■	Palomar Family Counseling Services	Grandparents Raising Grandchildren	\$15,185.50	35	\$	433.87
	■ ■ ■	D'Vine Path	Life I Can Healthy Lifestyle	\$21,900.00	276	\$	79.35
b. Prevention Screening	■ ■ ■	Foundation for Senior Care**	Senior Care Advocacy	\$66,941.50	2,200	\$	30.43
	■ ■	Michelle's Place	Cancer Support Services	\$41,908.00	75	\$	558.77
	■ ■	Hospice of the Valleys	Fallbrook Senior Assistance Program & Butterfly Memorial	\$11,218.81	50	\$	224.38
	■	Champions for Health	Project Access San Diego	\$32,000.00	50	\$	640.00

3. Health					Total Support		\$495,343.11
	SDoH	Agency Name	Program Name	Funded Amount	Estimated # served	Cost per participant	

17,558 <Total Number served
<Total Cost Per Participant
\$28.21 Number served

a. Mobility	■	Foundation for Senior Care	Senior Transportation Services	\$73,075.40	400	\$	182.69
	■	REINS	Therapeutic Horsemanship Program	\$80,453.75	44	\$	1,828.49
	■ ■	Fallbrook Land Conservancy	Preserve & Trail Walkability Enhancement	\$17,962.50	15,000	\$	1.20
	■	Be Well Therapy	Be Well Yoga & Mind/Body Wellness for Cancer Recovery	\$8,221.71	60	\$	137.03

Identified Community Need by Rank order

Social Determinants of Health - in rank order

■ **Healthcare Access**
■ **Social (Youth, Family)**
■ **Education**
■ **Economic**
■ **Transportation**
■ **Neighborhood**
■ **Housing**
■ **Clean Environment**

b. Age Related Deficits	■ ■	Foundation for Senior Care	Adult Day Care	\$48,168.90	60	\$ 802.82
	■	Foundation for Senior Care	Door Through Door	\$29,684.85	125	\$ 237.48
c. Healthy Food Nutrition	■	Fallbrook Food Pantry*	Alleviating Hunger	\$77,500.00	1,500	\$ 51.67
	■ ■	Fallbrook Senior Center*	Congregate Meal Program	\$47,855.90	164	\$ 291.80
	■	Fallbrook Senior Center*	Home Delivered Meal Program	\$85,329.85	80	\$ 1,066.62
	■	Foundation for Senior Care & Fallbrook Food Pantry*	Seniors & Disabled Adults Nutrition Program	\$27,090.25	125	\$ 216.72

4. Social	SDoH	Agency Name	Program Name	Funded Amount	Total Support \$ 26,750.00		1,600 <Total Number served
					Estimated # served	Cost per participant	

a. Economic Security							
b. Family Child/Support	■ ■	Boys & Girls Club	Summer Water Safety	\$ 15,000.00	200	\$ 75.00	
c. Health Literacy	■ ■ ■	Fallbrook Land Conservancy	Save our Forest Environmental Education Program Expansion	\$11,750.00	1,400	\$ 8.39	
d. Legal/Advocacy**							

NOTES:

*these programs address some level of health and nutrition, but there are no efficacy measurables

**this program provides a lot of legal/advocacy for seniors

These programs were organized by the measureables they provide and does not include byproduct effects of the program within our priority areas.

Community Need by Rank order	Total Funding
---	----------------------

1. Health	
------------------	--

- a. Diabetes
 - i. Cholesterol, High BP, Hypertension, Obesity

2. Mental Health	
-------------------------	--

- | | |
|-------------------------|---------------|
| a. Youth/Social Support | \$ 117,813.95 |
| b. Prevention Screening | \$ 152,068.31 |

3. Health	
------------------	--

- | | |
|---------------------------|---------------|
| a. Mobility | \$ 179,713.36 |
| b. Age Related Deficits | \$ 77,853.75 |
| c. Healthy Food Nutrition | \$ 237,776.00 |

4. Social	
------------------	--

- | | |
|-------------------------|--------------|
| a. Economic Security | |
| b. Family Child/Support | \$ 15,000.00 |
| c. Health Literacy | \$ 11,750.00 |
| d. Legal/Advocacy | |