

Fallbrook Regional HEALTH DISTRICT

138 S. Brandon St. • Fallbrook CA 92028 • 760-731-9187

BOARD OF DIRECTORS REGULAR BOARD MEETING

WEDNESDAY
MAY 10, 2017

6:00 PM

AT

**FPUD
FALLBROOK PUBLIC UTILITY DISTRICT
990 EAST MISSION ROAD
FALLBROOK, CA 92028**

AGENDA
FALLBROOK REGIONAL HEALTH DISTRICT
REGULAR BOARD MEETING
Wednesday, May 10, 6:00 p.m.
Fallbrook Public Utilities District, 990 E. Mission Rd., Fallbrook

A. CALL MEETING TO ORDER – PLEDGE OF ALLEGIANCE

B. ADDITIONS TO AGENDA

Pursuant to the Brown Act, additions to the Agenda as posted are exceptional, and expressly limited to three specific situations, as set forth in Government Code 54954.2(b): (1) an "emergency" as determined by majority vote of the board; (2) a 2/3 vote of the board finding that an item requires immediate action – and the need for this action arose in time after the agenda was posted or (3) the item was continued from an earlier meeting (no more than 5 days earlier), at which time the item was validly posted on the agenda of the earlier meeting.

C. PRESENTATIONS

C1. Crestwood Behavioral Health Inc.

D. BOARD MEMBER AND PUBLIC COMMENTS

Opportunity for board members and citizens to speak on items of interest within subject matter jurisdiction of the District. For the record, please state your name. "Request to speak" cards should be filled out in advance and presented to the Board President or the recording secretary. The Board has a policy limiting any speaker to not more than five minutes

D1. Board recap of questions raised at April Board Meeting – Board

D2. Public Comment

E. CONSENT ITEMS

E1. Minutes of April 7, 2017 Finance Committee Meeting

E2. Minutes of April 12, 2017 Regular Board Meeting

E3. Minutes of April 22, 2017 Board Workshop

E4. Approval of March 2017 Financial Statements

F. REPORTS

F1. Finance Committee – Committee of the Whole, Chair: Director Mroz

F2. Gov't/Public Relation/Community Relations Committee – Directors Salmon and Tinker

F3. Facilities/Strategic Planning Committee – Directors Abbott and Salmon

F4. Executive Director – Bobbi Palmer

F5. General Counsel – Blaise Jackson

G. DISCUSSION/ACTION ITEMS

G1. Consideration of Approval of Purchase & Sale Agreement for 624 E. Elder St. property – Crestwood Behavioral Health, Inc.

H. ITEMS FOR SUBSEQUENT MEETINGS

H1. Other Director/Staff discussion items

H1a. Item(s) for future board agendas


H1b. Announcements of upcoming events:

- Community Collaborative for Health & Wellness Committee (CCH&W) meeting – Monday, May 15, 2017, 9:00-10:30am, Fallbrook Public Utility District Board Room
- CSDA Legislative Days – May 16-17, 2017, Sacramento
- Wellness Walk – Wednesday, May 17, 2017, 624 E. Elder St., Fallbrook
- Woman of Wellness – Thursday, June 1, 2017, 6pm – Fallbrook Library
- NCCCHI meeting – 1st Wednesday, June 7, 2:00-3:00pm Fallbrook Healthcare District Board Room, 138 S. Brandon Rd.

H2. Next Regular Board meeting – Wednesday, June 14, 2017, Fallbrook Public Utility District Board Room

I. ADJOURNMENT

NOTE: This agenda posted at the Fallbrook Regional Health District Administration Office on Friday, May 5, 2017. The American with Disabilities Act provides that no qualified individual with a disability shall be excluded from participation in, or denied the benefits of District business. If you need assistance to participate in this meeting, please contact the District office 24 hours prior to the meeting at 760-731-9187.



BOARD MEMBER AND PUBLIC COMMENTS

CONSENT ITEMS

**FALLBROOK REGIONAL HEALTH DISTRICT
FINANCE COMMITTEE
MINUTES**

**Wednesday, April 5, 2017 at 5:00 P.M.
Board Conference Room, 138 S. Brandon Rd., Fallbrook CA 92028**

Committee Members Present: Committee Chair Barbara Mroz, Chair and Bill Leach, Co-chair
Committee Members Absent: Directors Tinker, Abbott and Salmon

Staff Members: Bobbi Palmer, Executive Director
Accountant: Kathy Bogle
Bookkeeper: Wendy Lyon

1. Call to Order/Roll Call
Committee Chair Mroz called the meeting to order at 5:00 p.m.
2. Public Comments
None
3. Review of Financial Statements for February 2017
 - 1) Balance Sheet Comparison of February – January
 - 2) Income Statement for February 2017 and fiscal year to date
 - 3) Profit & Loss Actual vs Budget – February 2017
 - 4) Profit & Loss Budget Overview July 2016 – June 2017
Overview of the financial statements for February 2017 was in order showing an outstanding variance in the payments for the community health contracts. The profit and loss, actual vs. budget reflected the good news that the District is currently under budget due to conservative measures undertaken in administrative expenses.
 - 5) LAIF Report
The LAIF account summary shows \$1,445,721.62.
 - 6) CalTrust
The Cal Trust account showed a balance of \$4,234,218.62.
 - 7) Property Tax Revenue – fiscal year to date
A decrease in property tax revenue was noted and is expected to return to normal as we have seen the tax increases occur two times a year.

8) Check Detail as of February 2017

A check detail was included in the Finance Committee packet for review, and will be included in future packets as well.

A recommendation was made to have the Board of Directors consider a budget increase in the near future due to the annual granting of Community Health Contracts. Each year new requests are made and presented to the Board for consideration. We are fast approaching this time period. In order to have funds earmarked for the proposed possible increases, it is worthy of discussion. More information will be made available to the Finance Committee within the next 30 days to better prepare for a specific dollar amount.

The next Finance Committee meeting will be May 3rd.

4. Adjournment

There being no further business, the meeting was adjourned at 5:42 p.m.

Respectively submitted,

Board Secretary/Clerk

**FALLBROOK REGIONAL HEALTH DISTRICT
REGULAR BOARD MEETING
Wednesday, April 12, 2017, 6:00 p.m.
Fallbrook Public Utilities District, 990 E. Mission Rd., Fallbrook**

MINUTES

A. CALL MEETING TO ORDER – PLEDGE OF ALLEGIANCE

President Tinker called the meeting to order at 6:02 p.m. and led the Pledge of Allegiance.

Present: Directors Salmon, Tinker, Mroz and Leach

Also present: Legal Counsel Blaise Jackson and Executive Director Bobbi Palmer.

B. ADDITIONS TO AGENDA

None

C. BOARD MEMBER AND PUBLIC COMMENTS – 6:15pm to 7:30pm

President Tinker welcomed all present to the Town Hall portion of the meeting. He reviewed actions taken by the District in the past year which focused on working collaboratively with other organizations in the community to provide health & wellness services. Some of the actions include the following: Hired a new Executive Director Bobbi Palmer; Revised the Mission Statement to “promoting health for the people of the District; Hired CentraForce to do a health data collection study to determine health disparities in our District. Results indicated our District has higher rates of Diabetes, Pre-diabetes, Hypertension, Heart Disease, and Behavioral Health than in other areas of the County. In addition, the grant program has been redesigned to a Community Health Contract with the intent of meeting some of these health needs through issuing Community Health Contracts to those organizations who will address these needs. There is a new Advisory Committee meeting prior to each Board meeting. A Joint Powers Agreement was signed with North County Fire Protection District to address the common interest of emergency medical services. Discussions are ongoing regarding a pilot EMS community health navigation system (in conjunction with the Foundation for Senior Care) recognizing significant gaps in the current system. This would be based on a first responder model that has been tested in other communities.

Executive Director Bobbi Palmer introduced the Advisory Committee and thanked them for their input regarding a direction for the District. She said Food is Medicine, Exercise is Medicine and Prevent the Preventable are all representative of our new direction. We now focus on health, wellness and prevention.

Attendees had been asked to complete a Request to Speak Form if they wanted to address the Board of Directors. Each speaker was asked to limit their comments to no more than five minutes. President Tinker noted that questions would be responded to at the next Town Hall/Board meeting on May 10th. Mrs. Sandra Buckingham addressed the Board about using the facility to promote preventive care. Ms. Miryam Padilla spoke to the board about the need for treatment and prevention of alcohol and drug abuse in the community. Vi Dupre asked the board to consider mental health uses for the old hospital facility. Mr. John Watson stressed the importance and value of a senior wellness/cardio fitness facility. Mr. Roger Milner expressed concerns about District expenditures and health care purposes. Mr. Keith Jameson asked to Board to consider the importance of the facility economically, recalling that the hospital was the second largest employer in town before it closed.

D. PRESENTATIONS

- D1. "23 and 1/2 hours: What is the single best thing we can do for our health?" YouTube video
In this YouTube video, Dr. Mike Evans illustrates that ½ hour of exercise per day is the single best thing we can do for our health.
- D2. Total Health Environment – Health and Wellness Center
The Total Health Environment and Golden State Construction, Inc. have built wellness centers in Southern California and were present to discuss building or remodeling that focuses on the patient/person receiving services.

E. CONSENT ITEMS

- E1. Minutes of February 28, 2017 Special Workshop
E2. Minutes of March 1, 2017 Finance Committee Meeting
E3. Minutes of March 8, 2017 Regular Board Meeting
E4. Minutes of March 23, 2017 Special Board Meeting
E5. Approval of February 2017 Financial Statements
E6. Amended Conflict of Interest Code—New District Name
E7. Commercial Real Estate Brokerage/Land Use Consulting Services—Moosa Agreement
Action: It was moved by Director Salmon, seconded by Director Mroz to approve the Consent Items. Motion carried (4-0).

F. REPORTS

- F1. Finance Committee – Committee of the Whole, Chair: Director Mroz
Committee Chair Barbara Mroz presented the Finance Committee report for the April 5th meeting. An overview of the financial statements for February 2017 found them to be in order. The outstanding variance in payments was due to distribution of the community health contracts. The LAIF account balance was \$1,445,721.62 and the Cal Trust account balance was \$4,234,218.84. The profit and loss, actual vs. budget, reflected the District was under budget, with administrative costs down by \$54,060.00. The Finance Committee recommended that the Board of Directors consider allocating additional funding for Community Health Contracts in the fiscal year 2017-2018.
- F2. Gov't/Public Relation/Community Relations Committee – Directors Salmon and Tinker
Committee Chair Howard Salmon reported that he and Executive Director Bobbi Palmer had attended the recent ACHD Legislative Day seminar in Sacramento. He said he met with Assembly Member Cecilia Aguiar-Curry who serves as Chair of the Assembly Local Government Committee. He said the Little Hoover Commission will be meeting again at a yet to be determined date to further consider special districts. He said all health districts want to assure that health services will continue to be available to the residents of the districts and are monitoring the repeal and replacement of the Affordable Care Act.
- F3. Facilities/Strategic Planning Committee – Directors Abbott and Salmon
President Tinker reported that the Facilities Committee had met this week and will continue discussions at an upcoming workshop.
- F4. Executive Director – Bobbi Palmer
Bobbi Palmer said she and Director Salmon had attended the ACHD Legislative Day on April 3rd in Sacramento and met with local legislators, noting the importance of keeping them informed regarding the role and relevance of the District. They both also attended the Stanford Health Promotion Network Annual Summit in March with Director Leach.
- F5. General Counsel – Blaise Jackson
Legal Counsel said he would defer his comments to Discussion/Action Items

G. DISCUSSION/ACTION ITEMS

G1. Second Review – Revised Bylaws for District (name change)

Discussion: The Bylaws had been revised regarding the name change and committee structure and presented to the Board for a first read at a prior meeting. Director Salmon had recommended some changes/additions and those were included in this presentation.

Action: It was moved by Director Salmon, seconded by Director Mroz to approve the Revised Bylaws as presented. Motion carried. (4-0)

H. ITEMS FOR SUBSEQUENT MEETINGS

H1. Other Director/Staff discussion items

H1a. Item(s) for future board agendas

H1b. Announcements of upcoming events:

- Community Collaborative for Health & Wellness Committee (CCHW) meeting – Monday, April 17, 2017, 9:00-10:30am, Fallbrook Public Utility District Board Room
- NCCCHI meeting – 1st Wednesday, May 3, 2017, 2:00-3:00pm Fallbrook Family Health Center, 1328 S Mission Rd., Fallbrook
- Finance Committee of the Whole meeting – Wednesday, May 3, 2017, Fallbrook Regional Health District Board Room
- Woman of Wellness – Thursday, May 4, 2017, 6pm – Fallbrook Library
- CSDA Special Districts Legislative Days – May 16th & 17th 2017, Sacramento

H2. Next Regular Board/Town Hall meeting – Wednesday, May 10, 2017, Fallbrook Public Utility District Board Room

I. ADJOURNMENT

There being no further business, the meeting was adjourned at 7:32 p.m.

Gordon Tinker, President

Howard Salmon, Vice President
(In the absence of the Secretary)

**FALLBROOK REGIONAL HEALTH DISTRICT
BOARD WORKSHOP**

MINUTES

**Saturday, April 22, 2017, 8:00 a.m. to 10:00 a.m.
Fallbrook Regional Health District, Board Room, 138 S. Brandon Rd., Fallbrook**

Present: Directors Abbott, Leach, Mroz, Salmon and Tinker
Also present: Executive Director Bobbi Palmer, Legal Counsel Blaise Jackson and Real Estate Broker Roy Moosa joined a portion of the meeting via teleconference.

A. CALL MEETING TO ORDER

The meeting was called to order at 8:00 a.m. by President Tinker.

B. DISCUSSION ITEMS

B1. Feedback from Town Hall & Coffee Chat

Bobbi Palmer shared a press release written by Community Engagement Consultant Erica Holloway covering the recent Town Hall/Board meeting on April 12th. In addition a couple of members of the community attended a Coffee Chat with Bobbi Palmer and Linda Bannerman on April 20th and their comments/concerns were discussed. In addition, Director Salmon suggested, and there was consensus, that the Board President and Executive Director draft responses to the questions and concerns that arose at the Town Hall and provide them to the other members of the Board for review prior to the next Town Hall/Board meeting.

B2. Commercial Real Estate Brokerage/Land Use Consulting Services

Roy Moosa, contracted Real Estate consultant, joined the meeting remotely by teleconference. Mr. Moosa presented information on a property that the District might have use for as a center for wellness and educational services. There was discussion including zoning questions, and potential costs. Following discussion, the Board directed Executive Director Bobbi Palmer to ask Mr. Moosa to continue his consulting efforts on behalf of the District.

B3. Health & Wellness

B3a. What is a Wellness Center?

Bobbi Palmer shared with the members of the Board that a Wellness Center is not a Fitness Center or a Gym. She shared an article discussing medical fitness centers and gyms. There was discussion regarding a Wellness Center and what services it might include. There was discussion regarding including physicians in the process as well.

B3b. Olivewood Community Garden/Learning Center Model

Bobbi Palmer had recently taken staff to visit Olivewood Gardens in National City. Many photos of the facility were shared. Organic gardening takes place, students visit to tour the gardens, cooking and science classes are offered and much more. Since the District has been focused on health, wellness and prevention, this serves as a model for what might be accomplished in our communities. It fits into Food is Medicine and Prevent the Preventable concepts and programs. The Blue Zone is another concept used by Beach Cities Health District in California as well. Again, there was discussion regarding including physicians in the process.

- B4. Communications Only
Information items had been included in the packet.

Following these discussions it was determined that a closed session may be needed at the next regular board meeting regarding real estate negotiations for the former hospital property

C. ADJOURNMENT

There being no further business, the meeting was adjourned at 9:35 a.m.

Gordon Tinker, President

Stephen Abbott, Secretary

DRAFT



**AGENDA
FALLBROOK REGIONAL HEALTH DISTRICT
FINANCE COMMITTEE**

**Wednesday, May 3, 2017 at 5:00 P.M.
Board Conference Room, 138 S. Brandon Rd., Fallbrook CA 92028**

Committee Members: Finance Committee of the Whole, Barbara Mroz, Chair and Bill Leach, Co-chair

Staff Members: Bobbi Palmer

Accountant: Kathy Bogle

Bookkeeper: Wendy Lyon

1. Call to Order/Roll Call
2. Public Comments
3. Review of Financial Statements for March 2017
 - 1) Balance Sheet Comparison of March – February
 - 2) Income Statement for March 2017 and fiscal year to date
 - 3) Profit & Loss Actual vs Budget – March 2017
 - 4) Profit & Loss Budget Overview July 2016 – June 2017
 - 5) LAIF Report
 - 6) CalTrust
 - 7) Property Tax Revenue – fiscal year to date
 - 8) Check Detail as of March 2017
4. Adjournment

I certify that on April 28, 2017, I posted a copy of the foregoing agenda near the regular meeting place of the Board of Directors of Fallbrook Regional Health District, said time being at least 72 hours in advance of the meeting of the Finance Committee.

A handwritten signature in blue ink, appearing to read "Linda Bahkeman", is written over a horizontal line.

Board Secretary/Clerk

**FALLBROOK REGIONAL HEALTH DISTRICT
BALANCE SHEET COMPARISON
Comparison of March 2017 to February 2017**

	Mar 31, 17	Feb 28, 17	\$ Change
ASSETS			
Current Assets			
Checking/Savings			
102.9 · Cal Trust Investment Account	4,233,912.16	4,234,218.84	(306.68)
102.2 · Cash in Bank - New Operating	775,329.77	696,493.54	78,836.23
102.6 · Cash in Bank -LAIF	1,443,499.14	1,445,721.62	(2,222.48)
Total Checking/Savings	6,452,741.07	6,376,434.00	76,307.07
Other Current Assets			
104 · Prepaid Insurance	11,076.32	14,768.46	(3,692.14)
107 · Tax apportion receivable	457,124.14	0.00	457,124.14
114 · Interest Receivable	6,691.18	3,910.36	2,780.82
Total Other Current Assets	474,891.64	18,678.82	456,212.82
Total Current Assets	6,927,632.71	6,395,112.82	532,519.89
Fixed Assets			
120.01 · ALVARADO BLDG	291,240.00	291,240.00	0.00
121 · Equipment	21,394.96	21,394.96	0.00
121.2 · Equipment Depreciation	(19,438.31)	(19,438.31)	0.00
122.0 · ASSETS HELD FOR RESALE			
122.01 · FALLBROOK HOSPITAL	4,417,521.00	4,417,521.00	0.00
122.02 · WELLNESS CENTER	291,240.00	291,240.00	0.00
Total 122.0 · ASSETS HELD FOR RESALE	4,708,761.00	4,708,761.00	0.00
Total Fixed Assets	5,001,957.65	5,001,957.65	0.00
TOTAL ASSETS	11,929,590.36	11,397,070.47	532,519.89
LIABILITIES & EQUITY			
Liabilities			
Current Liabilities			
Accounts Payable			
140 · Accounts Payable	37,101.69	16,629.73	20,471.96
Total Accounts Payable	37,101.69	16,629.73	20,471.96
Credit Cards			
150.1 · American Express 41007	100.11	0.00	100.11
Total Credit Cards	100.11	0.00	100.11
Other Current Liabilities			
204 · Accrued Vacation & Sick Leave	5,608.24	5,608.24	0.00
215 · Comm Healthcare Programs Pble			
215.24 · District Sponsored Programs	26,095.26	26,095.26	0.00
Total 215 · Comm Healthcare Programs ...	26,095.26	26,095.26	0.00
Total Other Current Liabilities	31,703.50	31,703.50	0.00
Total Current Liabilities	68,905.30	48,333.23	20,572.07
Total Liabilities	68,905.30	48,333.23	20,572.07
Equity			
300 · Unrestricted Fund Balance	11,464,702.03	11,464,702.03	0.00
Net Income	395,983.03	(115,964.79)	511,947.82
Total Equity	11,860,685.06	11,348,737.24	511,947.82
TOTAL LIABILITIES & EQUITY	11,929,590.36	11,397,070.47	532,519.89

FALLBROOK REGIONAL HEALTH DISTRICT
Income Statement
For the Month Ended March 31, 2017 & Fiscal Year to Date

	<u>Mar 17</u>	<u>Jul '16 - ...</u>
Ordinary Income/Expense		
Income		
400. · District		
402 · Property tax revenue	457,124	1,543,208
403 · Interest / Dividends	4,469	39,517
406 · Unearned Inc(Loss) - Cal Trust	(4,217)	(37,770)
Total 400. · District	457,376	1,544,955
450. · Properties		
450.01 · Disposition of Surplus Property	133,030	133,030
460 · Lease Income		
460.01 · A+ Urgent Care	4,800	43,200
Total 460 · Lease Income	4,800	43,200
Total 450. · Properties	137,830	176,230
Total Income	595,206	1,721,185
Gross Profit	595,206	1,721,185
Expense		
500 · Administrative Expenses		
500.36 · Accrued Vacation & Sick Leave		1,152
500.10 · Salaries	17,870	157,007
500.12 · Payroll Taxes	1,482	12,460
500.14 · W/C Insurance	136	1,225
500.15 · Employee Health & Welfare	781	8,801
500.16 · Board Stipends	1,500	10,900
500.17 · Education & Conferences	3,840	12,604
500.18 · Dues & Subscriptions		15,355
500.19 · Insurance - General	3,556	33,007
500.20 · Independent Accounting Services	850	7,850
500.21 · Annual Independent Audit		8,600
500.23 · General Counsel	9,363	74,655
500.25 · Office Expense		
01 · Communications	237	2,723
02 · I.T. and Website services	253	4,127
03 · Refreshments	323	5,208
04 · Office supplies	1,086	7,271
05 · Admin fees	(11)	839
06 · Independent Contract Services	4,074	25,742
Total 500.25 · Office Expense	5,962	45,910
500.27 · Depreciation		277
500.29 · Dist Promotions & Publications	334	12,124
500.32 · Consultant Fees	4,000	48,391
500.33 · Copier Lease	839	7,182
580.01 · General Election		309
Total 500 · Administrative Expenses	50,511	457,810

FALLBROOK REGIONAL HEALTH DISTRICT
Income Statement
For the Month Ended March 31, 2017 & Fiscal Year to Date

	<u>Mar 17</u>	<u>Jul '16 - ...</u>
590 · Management & Maintenance		
590.14 · Appraisal Services	10,000	10,000
590.01 · Building Engineer	7,675	67,188
590.02 · Gas & Electric	4,015	46,595
590.03 · Water	1,962	21,576
590.04 · Waste Management	93	1,112
590.05 · Security	1,110	9,910
590.06 · Landscape - Grounds Environment	1,600	15,550
590.07 · Custodial Services	450	3,000
590.08 · Elevator	810	2,186
590.09 · Vehicle Expenses		158
590.10 · Maintenance Services & Repairs	2,400	3,557
590.11 · Medical Records Store & Service	2,633	33,898
590.12 · Fire Alarm System		990
590.13 · CHS Residual Transition Expense		2,500
Total 590 · Management & Maintenance	32,746	218,219
600 · Community Healthcare Programs		
600.02 · Flbk Citizens Crime Prevention		8,000
600.59 · Palomar Health Foundation		7,500
600.58 · Michelle's Place		12,500
600.54 · Healthy Adventures Foundation		6,000
600.53 · Jeremiah's Ranch		12,000
600.04 · Boys & Girls Club		29,700
600.07 · Senior Citizens Center		46,325
600.08 · Smiles Project		52,500
600.11 · Palomar Family Coun.Serv.		55,500
600.14 · Flbk Family Health Center		63,750
600.17 · Foundation for Senior Care		117,839
600.18 · Flbk Comm Project - Food Pantry		45,000
600.33 · REINS Therapy		36,100
600.37 · Trauma Intervention Programs		8,000
600.46 · North Inland Comm Prev Program		9,620
600.47 · FUHS - Asperger's Support Ctr		6,500
600.48 · UCSD Eye Mobile for Children		8,500
600.57 · North County Fire Protect Distr		54,839
Total 600 · Community Healthcare Programs		580,173
800 · District Direct Care Services		
800.02 · A+ Urgent Care		69,000
Total 800 · District Direct Care Services		69,000
Total Expense	83,258	1,325,202
Net Ordinary Income	511,948	395,983
Net Income	511,948	395,983

FALLBROOK REGIONAL HEALTH DISTRICT
Profit & Loss Actual vs Budget

March 2017

	Mar 17	Budget	\$ Over ...
Ordinary Income/Expense			
Income			
400. · District			
402 · Property tax revenue	457,124	45,983	411,142
403 · Interest / Dividends	4,469	3,815	653
406 · Unearned Inc(Loss) - Cal Trust	(4,217)	0	(4,217)
Total 400. · District	457,376	49,798	407,578
450. · Properties			
450.01 · Disposition of Surplus Property	133,030		
460 · Lease Income			
460.01 · A+ Urgent Care	4,800	4,800	0
Total 460 · Lease Income	4,800	4,800	0
Total 450. · Properties	137,830	4,800	133,030
Total Income	595,206	54,598	540,608
Gross Profit	595,206	54,598	540,608
Expense			
500 · Administrative Expenses			
500.10 · Salaries	17,870	20,910	(3,040)
500.12 · Payroll Taxes	1,482	2,100	(618)
500.14 · W/C Insurance	136	96	40
500.15 · Employee Health & Welfare	781	1,530	(749)
500.16 · Board Stipends	1,500	2,200	(700)
500.17 · Education & Conferences	3,840	1,250	2,590
500.18 · Dues & Subscriptions	0	591	(591)
500.19 · Insurance - General	3,556	3,750	(194)
500.20 · Independent Accounting Servi...	850	850	0
500.23 · General Counsel	9,363	10,417	(1,054)
500.25 · Office Expense			
01 · Communications	237	450	(213)
02 · I.T. and Website services	253	250	3
03 · Refreshments	323	367	(44)
04 · Office supplies	1,086	1,333	(247)
05 · Admin fees	(11)		
06 · Independent Contract Services	4,074	5,406	(1,332)
Total 500.25 · Office Expense	5,962	7,806	(1,844)
500.27 · Depreciation	0	138	(138)
500.29 · Dist Promotions & Publications	334	200	134
500.32 · Consultant Fees	4,000	650	3,350
500.33 · Copier Lease	839	500	339
500.85 · Calif Mandated Reimbursement	0	(833)	833
Total 500 · Administrative Expenses	50,511	52,155	(1,643)

**FALLBROOK REGIONAL HEALTH DISTRICT
Profit & Loss Actual vs Budget**

March 2017

	Mar 17	Budget	\$ Over ...
590 · Management & Maintenance			
590.14 · Appraisal Services	10,000		
590.01 · Building Engineer	7,675	7,042	633
590.02 · Gas & Electric	4,015	7,850	(3,835)
590.03 · Water	1,962	2,000	(38)
590.04 · Waste Management	93	125	(32)
590.05 · Security	1,110	1,125	(15)
590.06 · Landscape - Grounds Environ...	1,600	2,708	(1,108)
590.07 · Custodial Services	450	125	325
590.08 · Elevator	810	167	643
590.09 · Vehicle Expenses	0	125	(125)
590.10 · Maintenance Services & Repairs	2,400	1,763	638
590.11 · Medical Records Store & Servi...	2,633		
Total 590 · Management & Maintenance	32,746	23,029	9,717
Total Expense	83,258	75,184	8,074
Net Ordinary Income	511,948	(20,586)	532,534
Net Income	511,948	(20,586)	532,534

FALLBROOK HEALTHCARE DISTRICT
Profit & Loss Budget Overview
 July 2016 through June 2017

	Jul 16	Aug 16	Sep 16	Oct 16	Nov 16	Dec 16	Jan 17	Feb 17	Mar 17	Apr 17	May 17	Jun 17	TOTAL Jul '16 - Ju...
Ordinary Income/Expense													
Income													
400. District													
402 Property tax revenue	13,065.00	12,100.33	15,100.00	13,506.00	75,399.00	633,527.00	253,274.27	42,452.73	45,982.60	388,488.30	184,194.33	22,910.44	1,700,000.00
403 Interest / Dividends	3,841.21	3,925.01	2,044.36	3,100.00	2,662.55	5,116.19	5,230.40	2,693.14	3,815.28	2,689.53	2,731.28	2,151.05	40,000.00
Total 400. District	16,906.21	16,025.34	17,144.36	16,606.00	78,061.55	638,643.19	258,504.67	45,145.87	49,797.88	391,177.83	186,925.61	25,061.49	1,740,000.00
450. Properties													
460 Lease Income													
460.01 A+ Urgent Care	4,800.00	4,800.00	4,800.00	4,800.00	4,800.00	4,800.00	4,800.00	4,800.00	4,800.00	4,800.00	4,800.00	4,800.00	57,600.00
Total 460 Lease Income	4,800.00	4,800.00	4,800.00	4,800.00	4,800.00	4,800.00	4,800.00	4,800.00	4,800.00	4,800.00	4,800.00	4,800.00	57,600.00
Total 450. Properties	4,800.00	4,800.00	4,800.00	4,800.00	4,800.00	4,800.00	4,800.00	4,800.00	4,800.00	4,800.00	4,800.00	4,800.00	57,600.00
Total Income	21,706.21	20,825.34	21,944.36	21,406.00	82,861.55	643,443.19	263,304.67	49,945.87	54,597.88	395,977.83	191,725.61	29,861.49	1,797,600.00
Gross Profit	21,706.21	20,825.34	21,944.36	21,406.00	82,861.55	643,443.19	263,304.67	49,945.87	54,597.88	395,977.83	191,725.61	29,861.49	1,797,600.00
Expense													
500 Administrative Expenses													
500.10 Salaries	16,533.00	18,533.00	18,533.00	18,533.00	20,533.00	20,533.00	20,533.00	20,533.00	20,910.00	20,910.00	20,910.00	21,006.00	238,000.00
500.12 Payroll Taxes	2,100.00	2,100.00	2,100.00	2,100.00	2,100.00	2,100.00	2,100.00	2,100.00	2,100.00	2,100.00	2,100.00	2,100.00	25,200.00
500.14 W/C Insurance	95.84	95.82	95.82	95.82	95.82	95.82	95.82	95.84	95.85	95.85	95.85	95.85	1,150.00
500.15 Employee Health & Welfare	1,530.00	1,530.00	1,530.00	1,530.00	1,530.00	1,530.00	1,530.00	1,530.00	1,530.00	1,530.00	1,530.00	1,530.00	18,360.00
500.16 Board Stipends	2,200.00	2,200.00	2,200.00	2,200.00	2,200.00	2,200.00	2,200.00	2,200.00	2,200.00	2,200.00	2,200.00	2,200.00	26,400.00
500.17 Education & Conferences	1,250.00	1,250.00	1,250.00	1,250.00	1,250.00	1,250.00	1,250.00	1,250.00	1,250.00	1,250.00	1,250.00	1,250.00	15,000.00
500.18 Dues & Subscriptions	7,500.00	591.00	591.00	591.00	591.00	591.00	591.00	590.00	591.00	591.00	591.00	591.00	14,000.00
500.19 Insurance - General	3,750.00	3,750.00	3,750.00	3,750.00	3,750.00	3,750.00	3,750.00	3,750.00	3,750.00	3,750.00	3,750.00	3,750.00	45,000.00
500.20 Independent Accounting Services	850.00	850.00	850.00	850.00	850.00	850.00	850.00	850.00	850.00	850.00	850.00	850.00	10,200.00
500.21 Annual Independent Audit	0.00	0.00	0.00	8,500.00	0.00	0.00	0.00	0.00	0.00	0.00	0.00	0.00	8,500.00
500.23 General Counsel	10,416.63	10,416.67	10,416.67	10,416.67	10,416.67	10,416.67	10,416.67	10,416.67	10,416.67	10,416.67	10,416.67	10,416.67	125,000.00
500.25 Office Expense													
01 Communications	450.00	450.00	450.00	450.00	450.00	450.00	450.00	450.00	450.00	450.00	450.00	450.00	5,400.00
02 I.T. and Website services	933.00	250.00	250.00	0.00	250.00	217.00	0.00	0.00	250.00	0.00	250.00	0.00	2,400.00
03 Refreshments	366.63	366.67	366.67	366.67	366.67	366.67	366.67	366.67	366.67	366.67	366.67	366.67	4,400.00
04 Office supplies	1,333.37	1,333.33	1,333.33	1,333.33	1,333.33	1,333.33	1,333.33	1,333.33	1,333.33	1,333.33	1,333.33	1,333.33	16,000.00
06 Independent Contract Services	2,176.00	2,176.00	2,176.00	5,576.00	5,556.00	5,506.00	5,506.00	5,506.00	5,406.00	5,404.00	5,506.00	5,506.00	56,000.00
Total 500.25 Office Expense	5,259.00	4,576.00	4,576.00	7,726.00	7,956.00	7,873.00	7,656.00	7,656.00	7,806.00	7,554.00	7,906.00	7,656.00	84,200.00
500.27 Depreciation	138.39	138.39	138.39	138.39	138.39	138.39	138.39	138.39	138.39	138.39	138.39	138.39	1,660.68
500.29 Dist Promotions & Publications	4,000.00	250.00	250.00	250.00	100.00	100.00	100.00	100.00	200.00	250.00	250.00	150.00	6,000.00
500.32 Consultant Fees	8,000.00	650.00	650.00	650.00	650.00	650.00	650.00	650.00	650.00	600.00	600.00	600.00	15,000.00
500.33 Copier Lease	500.00	500.00	500.00	500.00	500.00	500.00	500.00	500.00	500.00	500.00	500.00	500.00	6,000.00
500.85 Calif Mandated Reimbursement	-833.34	-833.34	-833.33	-833.33	-833.33	-833.33	-833.34	-833.34	-833.30	-833.34	-833.34	-833.34	-10,000.00
580.01 General Election	0.00	0.00	0.00	40,000.00	0.00	0.00	0.00	0.00	0.00	0.00	0.00	0.00	40,000.00
Total 500 Administrative Expenses	63,289.52	46,597.54	46,597.55	98,247.55	51,827.55	51,744.55	51,527.54	51,526.56	52,154.61	51,902.57	52,254.57	52,000.57	669,670.68
590 Management & Maintenance													
590.01 Building Engineer	7,041.63	7,041.67	7,041.67	7,041.67	7,041.67	7,041.67	7,041.67	7,041.67	7,041.67	7,041.67	7,041.67	7,041.67	84,500.00
590.02 Gas & Electric	7,850.00	7,850.00	7,850.00	7,850.00	7,850.00	7,850.00	7,850.00	7,850.00	7,850.00	7,850.00	7,850.00	7,850.00	94,200.00
590.03 Water	2,000.00	2,000.00	2,000.00	2,000.00	2,000.00	2,000.00	2,000.00	2,000.00	2,000.00	2,000.00	2,000.00	2,000.00	24,000.00
590.04 Waste Management	125.00	125.00	125.00	125.00	125.00	125.00	125.00	125.00	125.00	125.00	125.00	125.00	1,500.00
590.05 Security	1,125.00	1,125.00	1,125.00	1,125.00	1,125.00	1,125.00	1,125.00	1,125.00	1,125.00	1,125.00	1,125.00	1,125.00	13,500.00
590.06 Landscape - Grounds Environment	2,708.37	2,708.33	2,708.33	2,708.33	2,708.33	2,708.33	2,708.33	2,708.33	2,708.33	2,708.33	2,708.33	2,708.33	32,500.00
590.07 Custodial Services	125.00	125.00	125.00	125.00	125.00	125.00	125.00	125.00	125.00	125.00	125.00	125.00	1,500.00
590.08 Elevator	166.63	166.67	166.67	166.67	166.67	166.67	166.67	166.67	166.67	166.67	166.67	166.67	2,000.00
590.09 Vehicle Expenses	125.00	125.00	125.00	125.00	125.00	125.00	125.00	125.00	125.00	125.00	125.00	125.00	1,500.00
590.10 Maintenance Services & Repairs	1,762.50	1,762.50	1,762.50	1,762.50	1,762.50	1,762.50	1,762.50	1,762.50	1,762.50	1,762.50	1,762.50	1,762.50	21,150.00
Total 590 Management & Maintenance	23,029.13	23,029.17	23,029.17	23,029.17	23,029.17	23,029.17	23,029.17	23,029.17	23,029.17	23,029.17	23,029.17	23,029.17	276,350.00

FALLBROOK HEALTHCARE DISTRICT
Profit & Loss Budget Overview
July 2016 through June 2017

	Jul 16	Aug 16	Sep 16	Oct 16	Nov 16	Dec 16	Jan 17	Feb 17	Mar 17	Apr 17	May 17	Jun 17	TOTAL Jul '16 - Ju...
600 · Community Healthcare Programs													
600.02 · Fibk Citizens Crime Prevention	2,500.00	0.00	0.00	0.00	2,500.00	0.00	0.00	3,000.00	0.00	0.00	0.00	0.00	8,000.00
600.59 · Palomar Health Foundation	2,500.00	0.00	0.00	0.00	2,500.00	0.00	0.00	2,500.00	0.00	0.00	2,500.00	0.00	10,000.00
600.58 · Michelle's Place	5,000.00	0.00	0.00	0.00	5,000.00	0.00	0.00	2,500.00	0.00	0.00	2,500.00	0.00	15,000.00
600.54 · Healthy Adventures Foundation	3,000.00	0.00	0.00	0.00	0.00	0.00	0.00	3,000.00	0.00	0.00	3,000.00	0.00	9,000.00
600.53 · Jeremiah's Ranch	6,000.00	0.00	0.00	0.00	6,000.00	0.00	0.00	0.00	0.00	0.00	0.00	0.00	12,000.00
600.04 · Boys & Girls Club	14,700.00	0.00	0.00	0.00	7,500.00	0.00	0.00	7,500.00	0.00	0.00	7,500.00	0.00	37,200.00
600.07 · Senior Citizens Center	15,275.00	0.00	0.00	0.00	15,525.00	0.00	0.00	15,525.00	0.00	0.00	15,538.00	0.00	61,863.00
600.08 · Smiles Project	17,500.00	0.00	0.00	0.00	17,500.00	0.00	0.00	17,500.00	0.00	0.00	17,500.00	0.00	70,000.00
600.11 · Palomar Family Coun.Serv.	18,500.00	0.00	0.00	0.00	18,500.00	0.00	0.00	18,500.00	0.00	0.00	18,500.00	0.00	74,000.00
600.14 · Fibk Family Health Center	21,250.00	0.00	0.00	0.00	21,250.00	0.00	0.00	21,250.00	0.00	0.00	21,250.00	0.00	85,000.00
600.17 · Foundation for Senior Care	39,446.00	0.00	0.00	0.00	39,196.00	0.00	0.00	39,197.00	0.00	0.00	12,250.00	0.00	130,089.00
600.18 · Fibk Comm Project - Food Pantry	15,000.00	0.00	0.00	0.00	15,000.00	0.00	0.00	15,000.00	0.00	0.00	15,000.00	0.00	60,000.00
600.33 · REINS Therapy	15,700.00	0.00	0.00	0.00	10,200.00	0.00	0.00	10,200.00	0.00	0.00	10,200.00	0.00	46,300.00
600.37 · Trauma Intervention Programs	4,000.00	0.00	0.00	0.00	0.00	0.00	0.00	4,000.00	0.00	0.00	0.00	0.00	8,000.00
600.46 · North Inland Comm Prev Program	3,206.00	0.00	0.00	0.00	3,206.00	0.00	0.00	3,208.00	0.00	0.00	0.00	0.00	9,620.00
600.47 · FUHS - Asperger's Support Ctr	0.00	0.00	0.00	0.00	3,250.00	0.00	0.00	3,250.00	0.00	0.00	0.00	0.00	6,500.00
600.48 · UCSD Eye Mobile for Children	0.00	0.00	0.00	0.00	0.00	0.00	0.00	8,500.00	0.00	0.00	0.00	0.00	8,500.00
600.57 · North County Fire Protect Distr	29,839.00	0.00	0.00	0.00	0.00	0.00	0.00	0.00	0.00	0.00	0.00	0.00	29,839.00
Total 600 · Community Healthcare Programs	213,416.00	0.00	0.00	0.00	167,127.00	0.00	0.00	174,630.00	0.00	0.00	125,738.00	0.00	680,911.00
Total Expense	299,734.65	69,626.71	69,626.72	121,276.72	241,983.72	74,773.72	74,556.71	249,185.73	75,183.78	74,931.74	201,021.74	75,029.74	1,626,931.68
Net Ordinary Income	-278,028.44	-48,801.37	-47,682.36	-99,870.72	-159,122.17	568,669.47	188,747.96	-199,239.86	-20,585.90	321,046.09	-9,296.13	-45,168.25	170,668.32
Net Income	-278,028.44	-48,801.37	-47,682.36	-99,870.72	-159,122.17	568,669.47	188,747.96	-199,239.86	-20,585.90	321,046.09	-9,296.13	-45,168.25	170,668.32

Local Agency Investment Fund
P.O. Box 942809
Sacramento, CA 94209-0001
(916) 653-3001

www.treasurer.ca.gov/pmia-laif/laif.asp
April 06, 2017

FALLBROOK HEALTHCARE DISTRICT

ADMINISTRATOR
P.O. BOX 2587
FALLBROOK, CA 92088

PMIA Average Monthly Yields

Account Number:

Tran Type Definitions

March 2017 Statement

Account Summary

Total Deposit:	0.00	Beginning Balance:	1,445,721.62
Total Withdrawal:	0.00	Ending Balance:	1,445,721.62



**FALLBROOK HEALTHCARE DISTRICT
STATEMENT FOR PERIOD
March 01, 2017 - March 31, 2017**

CalTrust Medium Term Fund - FALLBROOK HEALTHCARE DIST

Date	Transaction	Shares	Price Per Share	Amount	Average Cost NAV	Average Cost Amount	Realized Gain/Loss*
02/28/2017	BALANCE FORWARD	421,315.307	10.05	4,234,218.84	10.05199199	4,235,058.09	
03/01/2017	INCOME DISTRIBUTION - FEBRUARY	389.091	10.05	3,910.36	10.05199014	3,910.36	0.00
03/31/2017	UNREALIZED GAIN (LOSS)	0.000		-4,217.04		0.00	
03/31/2017	ENDING BALANCE	<u>421,704.398</u>	10.04	<u>4,233,912.16</u>		<u>4,238,968.45</u>	
	INCOME DISTRIBUTION PAID - FEBRUARY			0.00			
	INCOME ACCRUAL - MARCH			4,468.70			
	CUMULATIVE UNREALIZED GAIN (LOSS)			-5,056.29			

* Please note that this information should not be construed as tax advice and it is recommended that you consult with a tax professional regarding your account.

For Inquiries About Your Account, Contact:

Nottingham Investment Administration
116 South Franklin Street
Rocky Mount, NC 27804
Attention: CalTRUST Shareholder Services
Phone: 800.773.3863
Fax: 252-972-1908
Email: caltrustsupport@ncfunds.com

FALLBROOK HEALTHCARE DISTRICT
FALLBROOK HEALTHCARE DIST
ATTN: BOBBI A PALMER
138 SOUTH BRANDON ROAD
FALLBROOK CA 92028

FALLBROOK REGIONAL HEALTH DISTRICT
Property Tax Revenue - Fiscal Year to Date
 July 2016 through March 2017

Type	Date	Name	Amount	Balance
400. · District				
402 · Property tax revenue				
Deposit	07/20/16	County of SD-pro...	13,064.78	13,064.78
Deposit	08/10/16	County of SD-pro...	28,616.73	41,681.51
Deposit	09/07/16	County of SD-pro...	9,576.71	51,258.22
Deposit	10/04/16	County of SD-pro...	23,342.78	74,601.00
Deposit	11/02/16	County of SD-pro...	50,132.27	124,733.27
Deposit	12/07/16	County of SD-pro...	600,065.52	724,798.79
Deposit	01/18/17	County of SD-pro...	297,496.04	1,022,294.83
Deposit	02/15/17	County of SD-pro...	63,789.21	1,086,084.04
Deposit	03/31/17	County of SD-pro...	457,124.14	1,543,208.18
Total 402 · Property tax revenue			<u>1,543,208.18</u>	<u>1,543,208.18</u>
Total 400. · District			<u>1,543,208.18</u>	<u>1,543,208.18</u>
TOTAL			<u>1,543,208.18</u>	<u>1,543,208.18</u>

FALLBROOK REGIONAL HEALTH DISTRICT
Check Detail Report - March 2017

Type	Date	Num	Name	Memo	Amount
102.2 · Cash in Bank - New Operating					
Bill Pmt -Check	03/01/17	8997	Ahrend Studio	Photo of Board Member Group Outdoors	-177.18
Bill Pmt -Check	03/01/17	8998	AT&T - phone lines	7607318344-481 5	-100.57
Bill Pmt -Check	03/01/17	8999	L & M Enterprises, Inc.	February Bookkeeping Hours	-3,278.00
Check	03/01/17	9000		VOID:	0.00
Bill Pmt -Check	03/07/17	9001	American Express - Credit card	0-41007	-5,264.18
Bill Pmt -Check	03/07/17	9002	Aztec Cleaning & Maintenance	Office cleaning	-150.00
Bill Pmt -Check	03/07/17	9005	CHC Refrigeration Inc	Inv. 27491 - labor & parts to repair roof heater	-250.00
Bill Pmt -Check	03/07/17	9006	Fallbrook Waste - Hospital 439928	20-T3 439928	-92.70
Bill Pmt -Check	03/07/17	9008	Galvanized strategies formerly CIM Inc.	Retainer - Community Engagement Services	-4,000.00
Bill Pmt -Check	03/07/17	9007	Glennie's Office Products, Inc.	6493	-297.67
Bill Pmt -Check	03/07/17	9010	Iron Mountain-153	CHSRM	-1,172.64
Bill Pmt -Check	03/07/17	9009	Iron Mountain SX-302	SX302/Fallbrook Hosp.	-958.35
Bill Pmt -Check	03/07/17	9004	Kathleen Bogle	Feb 2017 services rendered	-850.00
Bill Pmt -Check	03/07/17	9011	Ramirez Landscaping & Tree Service	Landscape maintenance Feb 2017	-1,600.00
Bill Pmt -Check	03/07/17	9003	The Artery	2 Senate Citations	-380.26
Bill Pmt -Check	03/07/17	9012	Village News	1641	-155.40
Check	03/07/17	9013	Pamela Knox	Reimb. for purchases at Costco on 2/28/17	-156.30
Bill Pmt -Check	03/14/17	9016	Ascent Elevator Services, Inc.	Elevator Maintenance - Brandon Bldg - 2017 Feb/In...	-173.00
Bill Pmt -Check	03/14/17	9017	AT&T - phone lines	7607318344-481 5	-119.44
Bill Pmt -Check	03/14/17	9018	Employment Screening Services, Inc.	Inv. 36929840925 / Rec'd. 3/9/17	-78.00
Bill Pmt -Check	03/14/17	9019	FPUD - Hospital 2 008757	008757	-117.49
Bill Pmt -Check	03/14/17	9020	Palomar Mountain Premium Waters	45919	-23.54
Bill Pmt -Check	03/14/17	9021	Paragon Services Engineering	Engineering Services - Mike Ready - Inv. 162555	-6,765.20
Bill Pmt -Check	03/14/17	9022	Streamline	Website monthly fee Feb 2017 - Inv. 94839	-200.00
Bill Pmt -Check	03/21/17	9023	Aztec Cleaning & Maintenance	Office cleaning - Inv. 203801	-150.00
Bill Pmt -Check	03/21/17	9024	CalPERS	1559595490	-780.86
Bill Pmt -Check	03/21/17	9025	Citrus Plaza Self Storage	Storage Unit #322 rental fee 4/1-4/30/2017	-203.00
Bill Pmt -Check	03/21/17	9026	Jim's Sign Shop	Wellness Walk Banner - Inv. 8982A	-178.20
Bill Pmt -Check	03/21/17	9027	T.R.Y. Enterprises	Patrol Service 3/1-3/31/17	-1,100.00
Bill Pmt -Check	03/21/17	9028	Touchbase	344664	-54.81
Check	03/30/17	9029	Howard Salmon	Reimbursement: Expenses ACHD-Feb; Stanford He...	-1,675.62
Bill Pmt -Check	03/31/17	9030	Ascent Elevator Services, Inc.	Elevator Maint. Trouble Call on 3/10/17 - Inv. 28295	-488.00
Bill Pmt -Check	03/31/17	9031	AT&T - phone lines	7607318344-481 5	-95.14
Bill Pmt -Check	03/31/17	9032	Aztec Cleaning & Maintenance	Office cleaning - Inv. 203804	-150.00
Bill Pmt -Check	03/31/17	9033	FPUD - Hospital 1 007720-000	007720	-1,668.25
Bill Pmt -Check	03/31/17	9034	Institute for Brain Potential (IBP)	4/27/17 Event: The Pharmacy in Your Kitchen	-79.00
Bill Pmt -Check	03/31/17	9035	Konica Minolta Leasing - qds	061-0116888-000	-975.18
Bill Pmt -Check	03/31/17	9036	Print Kwik	4 posters / Inv. 14388	-168.48
Bill Pmt -Check	03/31/17	9037	SDG&E- Hospital - 8171 / 2250		-3,462.25
Bill Pmt -Check	03/31/17	9038	SDG&E FHD - 6994	40605976994	-552.96
Total 102.2 · Cash in Bank - New Operating					-38,141.67
TOTAL					-38,141.67

REPORTS

REPORTS

Executive Director – Bobbi Palmer

Fallbrook Regional HEALTH DISTRICT

138 S. Brandon Road • Fallbrook, CA 92028
760-731-9187 • Fax 760-731-9131

To: Board of Directors
Fallbrook Regional Health District
From: Bobbi Palmer, MBA, MSW
Executive Director
Re: Monthly Report
Date: May 8, 2017

Community Health

FRHD will facilitate another upcoming and monthly Wellness Walk scheduled for Wednesday May 17th. Arrangements have been made and coordination with Anytime Fitness. Free pedometers, bottles of water, healthy eating/cooking recipes book and an orange will be handed out.

The Month of May is Older American Month

Women of Wellness (WOW) celebrated in honoring senior adults in our community. Supervisor Horn provided a proclamation honoring **Older Americans Month** as well as individual certificates to those honored. Chairwoman Dianne Jacob and all members of the San Diego County Board of supervisors recognized and commended the Fallbrook Regional Health District for “Its Outstanding service, leadership, and commitment to the health and wellness of San Diego County residents. **Proclamation will be available for viewing at the May 10th Regular Board Meeting and Town Hall.**

Food is Medicine and Exercise is Medicine

Fallbrook Regional Health District has initiated community interventions that address the benefits of both healthy behaviors demonstrated by daily and active wellness as well as the importance of healthy eating. In this vain I attended “**The pharmacy in Your Kitchen: An Overview of Medical and Medicinal Foods**” presented by Angelo Pezzote, PharmD, MA board Certified Psychiatric Pharmacist and Member of the College of Psychiatric and Neurologic Pharmacists. This one

day workshop was sponsored by the Institute for Brain Potential. The course objectives were as follows to both identify the effectiveness of selected medical foods and medicinal foods for treating chronic and recurrent disorders of:

1. Attention and cognition,
2. Major depressive disorder and dysthymic disorder,
3. Osteoarthritis, backache, headache or neuro pain,
4. Low grade, chronic inflammation,
5. Cardio-metabolic factors underlying type 2 diabetes, coronary artery disease and stroke,
6. Initiating or maintain sleep

This accredited health professional workshop was designed for social workers, nurses, Psychologists, counselors, MFTS, Occupational Therapists, Pharmacists, and Dental Professionals.

Legislative Advocacy

- Attended Association of California Healthcare Districts (ACHD) annual Legislative Visits in Sacramento California. Visits were made and Fast Facts shared along with FRHD Annual Report for 2016.

REPORTS
Communication Only

Fallbrook Regional Health District Hosted Town Hall

More Than 100 Residents Attended Meeting to Hear About Future Plans

FALLBROOK, Calif. (April 14, 2017) ---- The Fallbrook Regional Health District hosted the first of two consecutive town halls during a regular board meeting on Wednesday, April 12 drawing more than 100 interested residents to hear about future plans for community health.

The District Board of Directors sought public feedback on the sale of public land at 624 E. Elder Street, formerly operating as the Fallbrook Hospital and its annex buildings. The District intends to identify suitable medical services to address identified local health concerns, including cancer, diabetes and hypertension.

The voter-approved special district collects roughly \$1.6 million annually to cover health care provider shortages, uninsured Californians, patients with low or fixed incomes, and underserved populations.

Since 2000, the district community health contracts have supported more than 270 health programs offering no-cost services for the North San Diego County unincorporated communities of Fallbrook, Bonsall, Rainbow and De Luz. In the last five years, the District granted about \$3 million in health services benefiting the public.

With a largely 55-plus population, many District contracts support senior programs offering transportation, health screenings and education as well as nutritious food options, including those delivered to the home.

"Fallbrook residents take community involvement to a whole new level," said Executive Director Bobbi Palmer of the Fallbrook Regional Health District. "We were delighted with the town hall turnout and high interest in the fact sheets, annual report and other data points, which are also available on our website." www.fallbrookhealth.org

Other health contracts support underserved families and youth by offering dental and eye exams, access to a local food pantry, disability support and mental and behavioral health services.

In addition to contractual services, Fallbrook Regional Health District directly operates health programs including the Community Collaborative Health & Wellness Committee, Fallbrook Community Healthcare Resource Directory, Healthcare Hero, monthly Woman of Wellness (WOW) program, North County Community Collaborative Health Initiative and Wellness Walks that are held monthly.

The second town hall will take place at 6 p.m. on May 10 at the Fallbrook Public Utility District, 990 E. Mission Road in Fallbrook.

#

ABOUT Fallbrook Regional Health District

Fallbrook Regional Health District is a special district covering affordable community health needs in the communities of Fallbrook, Bonsall, De Luz and Rainbow. The roughly \$1.6 million collected in voter-approved taxes supports nearly \$700,000 annually in full spectrum community health programs and services, including health screenings, preventative treatment and urgent care. Learn more about community health needs provided by the district at www.fallbrookhealth.org.

Contact: Erica Holloway

Galvanized Strategies, on behalf of Fallbrook Healthcare District

m. (619) 796-1651

Erica@galvanizedstrategies.com

FALLBROOK REGIONAL HEALTH DISTRICT

TOWN HALL MEETING

APRIL 12th 2017



FAST FACTS

HEALTH SERVICES

Estimated Total Clients Served: 75,694

<p>YOUTH SERVICES</p> <ul style="list-style-type: none"> Eye Glasses: 17 Mentoring: 35 Counseling: 187 Asperger's Support: 23 Swim Safety: 3,360 Stress-Free Coping: 67,590 Vision Screenings: 159 Dental Screenings: 654 	<p>ADULT SCREENINGS</p> <ul style="list-style-type: none"> Blood Pressure: 133 Prostate Screenings: 75 Blood Glucose: 53 	<p>SENIOR SERVICES</p> <ul style="list-style-type: none"> Transportation Clients: 1,024 Total Rides: 6,222 Meals Delivered: 19,061 Fallbrook Community Center Meals: 8,844
<p>HEALTHY FOOD</p> <ul style="list-style-type: none"> Families: 500/week Households: 6,393 Pounds: 227,793 	<p>ADULT TREATMENTS</p> <ul style="list-style-type: none"> Vaccinations: 160 Counseling: 121 Medical & Dental: 1,185 Behavioral: 320 	<p>HEALTH CLASSES</p> <ul style="list-style-type: none"> Cooking: 40 Nutritional Gardening: 48 Healthy Living: 4 Family Night: 30 Attendees REINS: 200 Lessons/Week

Source: Fallbrook Regional Health District, Community Health Contracts 2016-2017


Fallbrook Regional HEALTH DISTRICT



FAST FACTS

EMERGENCY CALLS

Countywide 911 Calls: 1.05 Million

<p>Countywide ER Transports: 82%</p> <p>North County Fire Protection: 1.3%</p>		<p>911 Call Reasons</p> <ul style="list-style-type: none"> Neurological: 26% Trauma: 25% OB/ Birth: 0.7% 												
<p>North County Fire Protection District 911 Calls/ Transports</p> <table border="0"> <tr> <td>Altered Level of Consciousness/ Lethargic: 295</td> <td>Respiratory Distress/ Shortness of Breath/ Cough: 223</td> </tr> <tr> <td>General Weakness/ Malaise: 281</td> <td>Chest Pain/ Discomfort of Suspected Cardiac Origin: 191</td> </tr> <tr> <td>Blunt Trauma (Extremities): 273</td> <td>Blunt Trauma (Torso): 130</td> </tr> <tr> <td>Fall Victim: 253</td> <td>Pain (Neck/ Back): 92</td> </tr> <tr> <td>Abdominal Pain/ Problems: 247</td> <td></td> </tr> <tr> <td>Blunt Trauma (Head or Neck): 230</td> <td></td> </tr> </table>			Altered Level of Consciousness/ Lethargic: 295	Respiratory Distress/ Shortness of Breath/ Cough: 223	General Weakness/ Malaise: 281	Chest Pain/ Discomfort of Suspected Cardiac Origin: 191	Blunt Trauma (Extremities): 273	Blunt Trauma (Torso): 130	Fall Victim: 253	Pain (Neck/ Back): 92	Abdominal Pain/ Problems: 247		Blunt Trauma (Head or Neck): 230	
Altered Level of Consciousness/ Lethargic: 295	Respiratory Distress/ Shortness of Breath/ Cough: 223													
General Weakness/ Malaise: 281	Chest Pain/ Discomfort of Suspected Cardiac Origin: 191													
Blunt Trauma (Extremities): 273	Blunt Trauma (Torso): 130													
Fall Victim: 253	Pain (Neck/ Back): 92													
Abdominal Pain/ Problems: 247														
Blunt Trauma (Head or Neck): 230														

Source: County of San Diego, Emergency Medical Systems Report, 2010-2015, North County Fire Protection District, 2016, *Palomar Hospital reports admitting 47% of patients from ER.

Fallbrook Regional HEALTH DISTRICT

Fallbrook Regional HEALTH DISTRICT

138 South Brandon Road • Fallbrook CA 92028
760-731-9187 • Fax 760-731-9131

NEWS RELEASE FOR IMMEDIATE RELEASE

News from: Fallbrook Regional Health District
138 S. Brandon Road, Fallbrook, CA 92028
P.O. Box 2587, Fallbrook, CA 92088

Contact: Bobbi Palmer, MBA, MSW, Executive Director
Office: (760) 731-9187 Fax: (760) 731-9131
bpalmer@fallbrookhealth.org

Date: April 18, 2017

Re: Fallbrook Regional Health District Wellness Walk

On Friday, April 7th, approximately 30 residents participated in the April Wellness Walk sponsored by Fallbrook Regional Health District and led by Erica Williams, SIFT LLC/Fallbrook Village Fitness. The walk took place at the Grand Tradition Estate and Gardens. The District is grateful to Don McDougal for allowing us to use this beautiful venue for our walk this month. Many of the participants were unaware that one year passes can be purchased for access to the estate and gardens in the early to mid-morning hours. It is a safe and lovely environment for regular walking. A pass was awarded to one lucky participant.

Fallbrook Regional Health District sponsors these wellness walks in an effort to encourage individuals and groups to include walking in their daily routine. Look for our banner outside Major Market for the date and location of the May Wellness Walk. Check out our website at fallbrookhealth.com for photos.

#####

Fallbrook Regional Health District and property taxes

By Newsroom on April 23, 2017

FALLBROOK – Many residents have questions and misperceptions regarding the funding of Special Districts through property taxes. In an effort to clarify the matter, Fallbrook Regional Health District has provided the following brief history followed by answers to most commonly asked questions.

Fallbrook (Hospital) Healthcare District was a government entity operating under the Local Health Care District Law. In 1950, the residents of the area voted to establish, build and operate Fallbrook Hospital. In 1971, the hospital was enlarged to a 47-bed capacity. In November 1998, the hospital was leased under a 30-year agreement to Community Health Systems (CHS). In July of 2015 the hospital officially closed as it was no longer financially viable and the services could not be sustained.

If the District is dissolved, will our property taxes be reduced?

No. You will continue to pay the same amount of property tax.

Why do I not see the health district listed on my property tax bill?

It is included in the 1 percent rate that is shared by many local governments. The 1 percent rate generates most of the revenue from the property tax bill – roughly \$43 billion in 2010-11. On a typical property tax bill, however, the 1 percent rate is listed as the general tax levy or countywide rate with no indication as to which local governments receive the revenue or for what purpose the funds are used. In general, county auditors allocate revenue from the 1 percent rate to a variety of local governments within the county pursuant to a series of complex state statutes. (Go to our website at fallbrookhealth.org to the link to the LAOs website that has more detailed information).

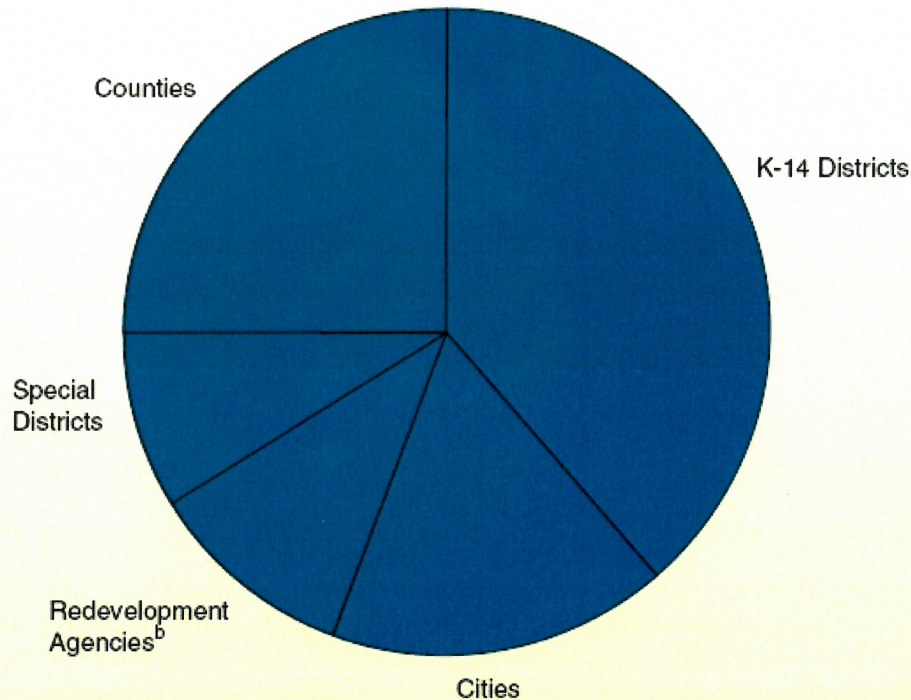
What happens to the revenue if the District is dissolved?

It will be reallocated and distributed to another local government receiving revenue from the 1 percent rate.

The following is a chart which demonstrates the allocation of Ad Valorem Property Tax Revenue.

Most Ad Valorem Property Tax Revenue Is Allocated to Schools and Counties^a

2010-11



^a As a percentage of total revenue from the 1 percent rate and voter-approved debt rates.

^b Redevelopment agencies were dissolved in 2012. Successor agencies will continue to use property tax revenue to pay former agencies' debts and obligations.

The members of the Fallbrook Regional Health District Board of Directors are your elected officials. If you value having input into which health and wellness services you believe are most needed in your community, the next Town Hall/Board meeting takes place on Wednesday, May 10, at 6:00 p.m. at the Fallbrook Public Utility District.

Woman of Wellness (WOW) to celebrate Older Americans Month

FALLBROOK – The next Woman of Wellness (WOW) event will take place in the community room at the Fallbrook Library on Thursday, May 4 from 6 to 7:30 p.m. Women and men are invited to attend. Refreshments will be available.

Getting older doesn't mean what it used to. For many aging Americans, it is a phase of life where interests, goals and dreams can get a new or second start. Today, aging is about eliminating outdated perceptions and living the way that suits each individual best.

Take Barbara Hillary, for example. A nurse for 55 years who dreamed of travel, at age 75 Hillary became the first African American woman to set foot on the North Pole. In 2011, at age 79, she set another first when she stepped onto the South Pole.

Former president George H.W. Bush celebrated his 90th birthday by skydiving. Actress Betty White, now 95 years old, became the oldest person to host Saturday Night Live in 2010, coincidentally during May, the same month recognized as Older Americans Month (OAM).

Since 1963, OAM has been a time to celebrate older Americans,

their stories and their contributions. This year's theme, "Age Out Loud", emphasizes the ways older adults are living their lives with boldness, confidence, and passion while serving as an inspiration to people of all ages.

In celebration of OAM, the Woman of Wellness event will feature four Fallbrook residents who "Age Out Loud" and serve as an inspiration to us all. It is our privilege to honor the following presenters who are all older Americans, Richard "Dick" Bledsoe, Lucy Taylor, Jackie Heyneman, and Roger Elyea.


Everyone is invited to come and hear their stories and recognize their accomplishments.

Woman of Wellness is sponsored by the Fallbrook Regional Health District and provides free monthly programs offered on a broad range of topics including staying well, getting well, being well, and living well

Note: registration to attend is no longer required. Be sure to check in to receive a door prize ticket(s). Forms will be provided at the check-in table to sign up as a Woman of Wellness member for notification of future WOW meetings.

Ad Place your ad here. Click triangle to begin. ◀ ?

Transparency test: Seeking web browser histories of local officials



The Fly Fishing Learning Center website is located at howtoflyfish.orvis.com. (Mike Stewart / AP)

By **Kayla Jimenez**

SHARE THIS



Records show MTS boss spent 52 minutes at website that offers fly fishing videos.

APRIL 29, 2017, 8:00 AM

Metropolitan Transit District Chief Executive Officer Paul Jablonski spent 52 minutes of the first day of March on a website that features videos about how to fly fish, records show.

Cardiff School District Superintendent Jill Vinson browsed on Ticketmaster.com five minutes into opening a

Support Quality Journalism
Subscribe for only 99¢

START TRIAL >

And Julian Union School District Superintendent Brian Duffy watched Tim Tebow arrive at New York Mets spring training in a Facebook video.

Each internet episode occurred on a mid-week work day on the public agency's wired or wireless network.

U-T Watchdog in March requested the web activity of more than 100 top public officials in San Diego County as part of an annual Sunshine Week exercise to bring attention to issues of transparency in government.

The request sought records of web activity, including sites visited and the time and duration of the visits by the official. To limit the volume of information requested, the U-T sought the traffic for that single day, March 1.

If the agency could not fulfill the request for the day in question — for example, if the city manager was out of the office — the Watchdog agreed to another date in March. The U-T has received the documents from 40 of the agencies contacted under the California Public Records Act.

Thirteen agencies provided the web-activity logs within four business days — including the cities of Coronado, Del Mar, Encinitas, Escondido, Imperial Beach, San Marcos and Vista. The county also responded in that timeframe, as did the Helix and Olivenhain water districts, Mountain Empire and San Dieguito school districts and MiraCosta Community College.

Twenty-seven agencies provided the records in more than four business days, including the Metropolitan Transit District, which revealed Jablonski's fly-fishing activity.

The remaining agencies have either declined the requests or are still processing them.

Loss of productivity

At MTS, Jablonski was granted a raise in March — retroactive to Jan. 1 — placing his annual salary at \$371,316.

Via email, he said he was searching for a birthday gift on the fly-fishing website for 15 minutes on a lunch break on March 1.

MTS uses Barracuda Networks Web Filter, and the documents released were produced using that software, which is designed to measure active web use. The records log 52 minutes at howtoflyfish.orvis.com between 1 p.m. and 2 p.m.

An MTS spokesman said that the longer time period shown in district records was the result of an inactive tab left open on Jablonski's web browser.

In addition to the flyfishing site, Jablonski visited a camping reservation website and a religious school website in the p.m. hour.

Support Quality Journalism
Subscribe for only 99¢

START TRIAL >

The Cardiff School District's content-filtering software has a risk-class category for "productivity loss," which includes entertainment and shopping websites.

Superintendent Vinson spent almost 10 percent of her internet usage on websites in this category on March 1, records show.

Vinson's executive assistant, Martha Bailey, said the district could not comment on how "productivity loss" is categorized, but "items that are routinely disseminated throughout the education community, such as education news and media, have been categorized under this heading."

Via email, Vinson said that the Union-Tribune website is included in the lost productivity category.

Vinson said her search on the Ticketmaster website came from the wireless network on her smartphone while she was out at a meeting and that the category seems to be inaccurate "given that local and national educational news links are disseminated to county educational organizations for review on a daily basis."

Julian Union School District provided the web activity history for Superintendent Duffy within eight days. Email subject lines — even from his work account — were redacted.

Duffy, who viewed videos on Bill Nye's television show and Tim Tebow's arrival into baseball, said his daughter sent him the links via email to look at the inspirational content to share with his students.

"I know that pretty much everything I do is supposed to be transparent," he said. "That's part of being at a public school."

'No expectation of privacy'

In making requests for web-browsing data, U-T Watchdog first sought information about internet use policies at each of the government agencies.

Escondido has employees sign a consent form saying "all electronic messages and records maintained on my computer may be subject to disclosure pursuant to the California Public Records Act" and "users should have no expectation of privacy when using these computers."

The U-T then cited those policies, in addition to public records laws, in seeking web browsing histories. Despite that, records were not always forthcoming. Many agencies have the term "no expectation of privacy" in their web policies — and seven of those declined to hand over records.

The Lakeside Fire Protection District's technology-use policy informs employees that they forfeit any expectation of privacy in regard to any internet site accessed, transmitted, received or reviewed on any district

But in response to a request for Fire Chief Donald Butz's web activity, Administrative Services Manager Robert Schiwitz said he was not able to provide any records.

"We have discussed this with our information technology consultant and he did not believe that there were any records available based on this request," Schiwitz said by email.

David Snyder, executive director of an open-government advocacy group known as the First Amendment Coalition, said there could be issues with records retention requirements.

"As a general rule, government agencies are required to retain government records for at least two years, and I think these are public records," he said.

Some governments said they would not provide records of web activity, saying the public interest in keeping the records private outweighs the public interest in releasing them.

Caridad Sanchez, spokeswoman for the California Department of Transportation in San Diego, said web records are exempt from disclosure because they are a preliminary draft.

Darl Danford, legal specialist for the Poway Unified School District, said that web browsing history does not become public just because employees are told the information is not confidential.

"The policy makes all of the district's computer resources used by employees subject to being monitored by the district, not by the public," he said in an email.

Dominoe Franco, public records coordinator for San Diego State University, said the request was overly broad and sought documents protected by the "deliberative process exemption" of the California Public Records Act.

"Some of the information on the records would be exempt," Franco said. "If you want to ask for something specific on the web browser, we can review the request."

California State University San Marcos also cited the deliberative process exemption.

At the First Amendment Coalition, Snyder said there's nothing deliberative about visiting a website.

"I don't see how providing (web activity) somehow impedes agencies' ability to deliberate internally," Snyder said. "You're talking about one person's web browsing history — there's no deliberation there. There's no ongoing topic."

Three agencies have provided no records at all — not even web usage policies. Those are the Bonsall Union School District, Lakeside Water District and City of San Diego.

This article is related to: Colleges and Universities, Education

Support Quality Journalism
Subscribe for only 99¢

START TRIAL >



Thursday, May 4, 2017

Fallbrook Library

124 S. Mission Rd.

6:00 p.m. – Social/ Refreshments

6:30 p.m.—7:30 p.m. Presentation/Door Prizes

Featured Presentation:

“Honoring and Celebrating Older Americans”

Did you know that May is Older Americans Month?

The theme for 2017 is “Age Out Loud”

Please join us as we celebrate women and men of an older age!

Presenters:

Richard “Dick” Bledsoe

Lucy Taylor

Jackie Heyneman

Roger Elyea

Free Event including Refreshments • Door Prizes

**Please Note: No need for Reservations at this time
Please plan to attend and bring a friend!**

**Questions? Contact Pam Knox at pknox@fallbrookhealth.org
Or call 760-731-9187**

Please bring non-perishable food items for Fallbrook Food Pantry

Fallbrook Regional
HEALTH  **DISTRICT**

County of San Diego Board of Supervisors

Gregg Cole District 1, Dianne Jacob District 2, Kristin Gaspar District 3, Ron Roberts District 4, Bill Horn District 5

COUNTY ADMINISTRATION CENTER BUILDING DIRECTORY

Use Touch Screen Display for Daily Schedule and Building Information

DIRECTORY AND INFORMATION

- BUILDING DIRECTORY
- BOARD OF SUPERVISORS
- HISTORICAL SITES
- HISTORICAL VIDEOS
- CALENDAR OF EVENTS
- MAIN MENU

ALERT SAN DIEGO

exp you company than a loyal four-footed friend? More

County District 4

COUNTY ADMINISTRATION CENTER BUILDING DIRECTORY

DEPARTMENTS AND FUNCTIONS	ROOM No.
Chambers	310
Marriage License	270
City of the Board / Photographs / History	400
Treasurer / Tax Collector	500
Recorder	200
Auditor	100
California	300
Board of Supervisors	305
County Council	302
Chief Administrative Office	205
Chief Technology Office	303

Use Touch Screen Display for Daily Schedule and Building Information

DIRECTORY AND INFORMATION

- BUILDING DIRECTORY
- BOARD OF SUPERVISORS
- HISTORICAL SITES
- HISTORICAL VIDEOS
- CALENDAR OF EVENTS
- MAIN MENU

SAN DIEGO COUNTY BOARD OF SUPERVISORS - DISTRICT 5

Bill Horn District 5

DISTRICT 1, DISTRICT 2, DISTRICT 3, DISTRICT 4, DISTRICT 5

County News Center: Animal Services - This Week is for You! - If you own pets, you...

Creating the County Seal

The earliest official San Diego County seal may have been a cattle brand. It is thought that the seal was used on the cattle brand owned by the County, which was transferred to the San Bernardino brand in 1853.

The seal on the left was in use before 1857. The one in use when it was changed on the seal on the right. Can you see the difference?

In 1853, before the County seal had to be used, the seal was replaced by another, the seal, San Diego County seal a variety of different designs, see the illustration.

For a full month in 1853, between 10 a.m. and midnight, the seal was displayed and used the first County flag.

San Diego County and You

FIRST AID KIT

THE HIGHEST MOTIVE IS THE PUBLIC GOOD

FALLBROOK REGIONAL HEALTH DISTRICT

Serving Bonsall, De Luz, Fallbrook & Rainbow

Call to Activity

Wellness—One Step at a Time



Wellness Walk

Wednesday, May 17th, 2017



10:00 a.m. Registration



Meet new people; form your own walking group.

**Join us to walk at 624 E. Elder Street
(outside the old hospital building)**

**Led by Elizabeth Quezada
Anytime Fitness General Manager**



**FREE PEDOMETERS
TO FIRST 100 WALKERS**



Proud to be a partner of:



**LIVE WELL
SAN DIEGO**

**FRHD MISSION
Promoting health for the
people of the District**

DISCUSSION/ACTION ITEMS