

Fallbrook Regional HEALTH DISTRICT

AGENDA FINANCE COMMITTEE

Wednesday, February 5, 2020 at 6:00 P.M.
Community Room, 138 S. Brandon Rd., Fallbrook CA 92028

Committee Members: Jennifer Jeffries & Barbara Mroz
Executive Director: Rachel Mason
Administrative Assistant: Linda Bannerman
Accountant: Susan Woodward
Bookkeeper: Wendy Lyon

1. Call to Order/Roll Call
2. Public Comments
3. Review of Financial Statements for December 2019
 - 1) Balance Sheet Comparison of December to November month
 - 2) Income Statement for the Month Ended December 30, 2019 & Fiscal Year to Date
 - 3) Profit & Loss Actual vs Budget - July 2019 to December 2019
 - 4) Profit & Loss Approved Annual Budget Overview July 2019 – June 2020
 - 5) Local Agency Investment Fund (LAIF) Statement – December
 - 6) CalTrust Statement – December
 - 7) Property Tax Revenue – Fiscal Year to Date
 - 8) Check Detail as of December
 - 9) Med+ Urgent Care Utilization Data Report
 - 10) Checkbook Report – October to December
4. Board Member Comments and Future Agenda Items
5. Adjournment

I certify that on January 30, 2020, I posted a copy of the foregoing agenda near the regular meeting place of the Board of Directors of Fallbrook Regional Health District, said time being at least 24 hours in advance of the meeting. The American with Disabilities Act provides that no qualified individual with a disability shall be excluded from participation in, or denied the benefits of District business. If you need assistance to participate in this meeting, please contact the District office 24 hours prior to the meeting at 760-731-9187.



Board Secretary/Clerk

**FALLBROOK REGIONAL HEALTH DISTRICT
BALANCE SHEET COMPARISON**

Comparison of December 2019 to November 2019

| | Dec 31, 19 | Nov 30, 19 | \$ Change |
|--|-------------------|-------------------|------------------|
| ASSETS | | | |
| Current Assets | | | |
| Checking/Savings | | | |
| 102.3 · Cash in Bank-P.W. Oper. Acct. | 687,204 | 117,893 | 569,311 |
| 102.6 · Cash in Bank -LAIF | 1,305,136 | 1,305,136 | |
| 102.9 · CalTRUST Investment Account | 7,079,176 | 7,066,722 | 12,454 |
| 102.91 · Petty Cash | 440 | 275 | 165 |
| Total Checking/Savings | 9,071,956 | 8,490,026 | 581,930 |
| Other Current Assets | | | |
| 104 · Prepaid Insurance | 14,001 | 16,198 | (2,197) |
| 107 · Tax apportion receivable | 235,935 | 690,741 | (454,807) |
| 110 · Reimbursmnt Rec'ble - Comm Inv | (31,327) | (31,327) | |
| Total Other Current Assets | 218,608 | 675,612 | (457,004) |
| Total Current Assets | 9,290,564 | 9,165,638 | 124,926 |
| Fixed Assets | | | |
| 121 · Equipment | 65,649 | 62,999 | 2,650 |
| 121.2 · Equipment Depreciation | (41,403) | (40,313) | (1,091) |
| 122.0 · Assets | | | |
| 122.01 · E. Alvarado Street | 137,054 | 137,054 | |
| 122.012 · E. Alvarado Street Improvements | 17,638 | 10,673 | 6,965 |
| 122.013 · E Alvarado St Land | 154,186 | 154,186 | |
| 122.02 · S. Brandon Road | 161,578 | 161,578 | |
| 122.022 · S. Brandon Road Improvements | 39,571 | 35,446 | 4,125 |
| 122.023 · Brandon Road Land | 129,662 | 129,662 | |
| 122.03 · E. Mission Road | 1,440,790 | 1,440,790 | |
| 122.032 · E. Mission Road Improvements | 40,217 | 34,138 | 6,080 |
| 122.033 · E Mission Rd Land | 360,629 | 360,629 | |
| 122.039 · Accum Depr - E. Mission Improv. | (2,034) | (1,865) | (170) |
| 122.07 · Accum Depr - ALL BUILDINGS | (43,047) | (42,997) | (50) |
| Total 122.0 · Assets | 2,436,245 | 2,419,295 | 16,950 |
| Total Fixed Assets | 2,460,490 | 2,441,981 | 18,509 |
| TOTAL ASSETS | 11,751,054 | 11,607,619 | 143,435 |
| LIABILITIES & EQUITY | | | |
| Liabilities | | | |
| Current Liabilities | | | |
| Accounts Payable | | | |
| 140 · Accounts Payable | 30,480 | 45,767 | (15,287) |
| Total Accounts Payable | 30,480 | 45,767 | (15,287) |
| Other Current Liabilities | | | |
| 204 · Accrued Vacation & Sick Leave | 12,874 | 12,832 | 42 |
| 213 · Simple Plan Payable | 550 | | 550 |
| 215 · District Wellness Initiatives | | | |
| 215.23 · Health Fair | 610 | 610 | |
| 215.39 · PSA Screening | 703 | 703 | |
| 215.43 · Mahjong | 1,007 | 1,007 | |
| 215.46 · FHD Promotional Float | 100 | 100 | |
| 215.50 · Woman of Wellness (WOW) | (100) | (90) | (10) |
| Total 215 · District Wellness Initiatives | 2,321 | 2,331 | (10) |

**FALLBROOK REGIONAL HEALTH DISTRICT
BALANCE SHEET COMPARISON
Comparison of December 2019 to November 2019**

| | Dec 31, 19 | Nov 30, 19 | \$ Change |
|--|-------------------|-------------------|-----------------|
| 220 · Refundable Deposit Payable | 5,250 | 5,250 | |
| Total Other Current Liabilities | 20,995 | 20,413 | 582 |
| Total Current Liabilities | 51,475 | 66,180 | (14,705) |
| Total Liabilities | 51,475 | 66,180 | (14,705) |
| Equity | | | |
| 300 · Unrestricted Operations Fund | 1,702,889 | 1,702,889 | |
| 302.2 · Community Investment Fund | 9,522,578 | 9,522,578 | |
| 3900 · Retained Earnings | 398,645 | 398,645 | |
| Net Income | 75,466 | (82,674) | 158,140 |
| Total Equity | 11,699,579 | 11,541,439 | 158,140 |
| TOTAL LIABILITIES & EQUITY | 11,751,054 | 11,607,619 | 143,435 |

FALLBROOK REGIONAL HEALTH DISTRICT
Income Statement
For the Month Ended December 31, 2019 & Fiscal Year to Date

| | Dec 19 | Jul - Dec 19 |
|---|----------------|------------------|
| Ordinary Income/Expense | | |
| Income | | |
| 400. · District | | |
| 402 · Property tax revenue | 235,935 | 1,072,616 |
| 403 · Interest / Dividends | 12,454 | 83,955 |
| 406 · Unearned Inc (Loss) - Cal Trust | | 6,936 |
| Total 400. · District | 248,388 | 1,163,507 |
| 450. · Properties | | |
| 450.02 · Cost of Elder Str Property Sale | (1,973) | (155,218) |
| Total 450. · Properties | (1,973) | (155,218) |
| 460 · Lease Income | | |
| 460.01 · Med+ Urgent Care (formerly A+) | 2,800 | 16,800 |
| 460.03 · Rock Rose School | 3,500 | 21,000 |
| Total 460 · Lease Income | 6,300 | 37,800 |
| Total Income | 252,716 | 1,046,089 |
| Gross Profit | 252,716 | 1,046,089 |
| Expense | | |
| 500 · Admin. Expenses & Overhead | | |
| 500.10 · Salaries | 32,144 | 137,512 |
| 500.12 · Payroll Taxes | 2,589 | 13,177 |
| 500.14 · W/C Insurance | 146 | 650 |
| 500.15 · Employee Health & Welfare | 4,297 | 17,318 |
| 500.16 · Board Stipends | 1,700 | 12,200 |
| 500.17 · Education & Conferences | 2,303 | 10,278 |
| 500.18 · Dues & Subscriptions | 385 | 7,006 |
| 500.19 · Insurance - General | 2,052 | 12,309 |
| 500.20 · Independent Accounting Services | 1,000 | 6,550 |
| 500.21 · Annual Independent Audit | | 9,200 |
| 500.23 · General Counsel | 3,588 | 22,365 |
| 500.25 · Office Expense | | |
| 01 · Communications | 334 | 2,428 |
| 02 · I.T. and Website services | 674 | 3,444 |
| 04 · Office Expenses | 1,232 | 5,373 |
| 05 · LAFCO Admin fees | | 1,210 |
| 06 · Independent Contract Services | 6,513 | 33,192 |
| Total 500.25 · Office Expense | 8,753 | 45,647 |
| 500.27 · Depreciation | 1,310 | 6,516 |
| 500.29 · Dist Promotions & Publications | 727 | 9,703 |
| 500.30 · Simple IRA Expense | 825 | 3,475 |
| 500.32 · Consultant Fees | | 4,124 |
| 500.33 · Copier Lease | 802 | 4,813 |
| 500.36 · Accrued Vacation & Sick Leave | 42 | (1,053) |
| 500.40 · Video/AV Equipment | | 12,070 |
| Total 500 · Admin. Expenses & Overhead | 62,663 | 333,860 |

FALLBROOK REGIONAL HEALTH DISTRICT
Income Statement
For the Month Ended December 31, 2019 & Fiscal Year to Date

| | Dec 19 | Jul - Dec 19 |
|---|--------------|---------------|
| 550 · Mgmt./Maint. - Alvarado Street | | |
| 550.10 · Maintenance Services & Repairs | | 580 |
| 550.22 · Property Manager | | 300 |
| 550.29 · Dist. Promotions & Publications | | 123 |
| 550.32 · Consultant Fees | | 1,461 |
| Total 550 · Mgmt./Maint. - Alvarado Street | | 2,464 |
| 570 · Mgmt./Maint. - E. Mission Road | | |
| 570.02 · Gas & Electric | 457 | 1,950 |
| 570.03 · Water | (245) | (1,763) |
| 570.04 · Waste Management | 72 | 213 |
| 570.06 · Landscape - Grounds Environment | | 3,500 |
| 570.07 · Custodial Services | 400 | 800 |
| 570.10 · Maintenance Services & Repairs | 31 | 3,232 |
| 570.11 · Contractor Expense | | 330 |
| 570.12 · Fire Alarm System | | 1,186 |
| 570.22 · Property Manager | 619 | 2,906 |
| 570.25 · Office Expense | | |
| 25.01 · Communications | 88 | 420 |
| 25.04 · Office Expenses | | 72 |
| 25.06 · Independent Contract Services | 121 | 204 |
| Total 570.25 · Office Expense | 209 | 695 |
| 570.32 · Consultant Fees | | 3,815 |
| Total 570 · Mgmt./Maint. - E. Mission Road | 1,544 | 16,865 |
| 590 · Mgmt./Maint. - S. Brandon Road | | |
| 590.01 · Property Manager | 244 | 1,331 |
| 590.02 · Gas & Electric | 593 | 4,470 |
| 590.03 · Water | 219 | 1,345 |
| 590.04 · Waste Management | 79 | 233 |
| 590.06 · Landscape - Grounds Environment | | 2,000 |
| 590.07 · Custodial Services | 1,080 | 4,860 |
| 590.08 · Elevator | 191 | 1,146 |
| 590.09 · Vehicle Expenses | | 1,536 |
| 590.10 · Maintenance Services & Repairs | 844 | 5,955 |
| 590.11 · Medical Records Store & Service | 1,893 | 17,995 |
| 590.12 · Fire Alarm System | | 640 |
| Total 590 · Mgmt./Maint. - S. Brandon Road | 5,142 | 41,510 |
| 600 · Community Health Contracts | | |
| 600.02 · Fbk Citizens Crime Prevention | | 5,650 |
| 600.03 · Be Well Therapy, Inc. | | 11,857 |
| 600.04 · Boys & Girls Club | | 29,240 |
| 600.05 · Community Health Systems, Inc. | | 60,000 |
| 600.07 · Fbk Senior Citizens Svc Club | | 62,500 |
| 600.08 · Fallbrook Smiles Project | | 45,090 |
| 600.11 · Palomar Family Counseling Svc | | 33,712 |
| 600.17 · Foundation for Senior Care | | 143,681 |
| 600.18 · Fallbrook Food Pantry | | 65,000 |
| 600.33 · REINS Therapeutic Prgm | | 49,433 |

FALLBROOK REGIONAL HEALTH DISTRICT
Income Statement
For the Month Ended December 31, 2019 & Fiscal Year to Date

| | Dec 19 | Jul - Dec 19 |
|--|----------------|------------------|
| 600.37 · Trauma Intervention Prgm of SD | | 5,000 |
| 600.46 · Mental Health Systems, Inc. | | 5,069 |
| 600.51 · North County C.E.R.T. Inc. | | 2,610 |
| 600.53 · Jeremiah's Ranch | | (3,872) |
| 600.58 · Michelle's Place | | 16,081 |
| 600.60 · D'Vine Path, Inc. | | 3,820 |
| 600.61 · San Diego North County Lions | | 5,000 |
| 600.62 · Neighborhood Healthcare | | 7,500 |
| Total 600 · Community Health Contracts | | 547,370 |
| 800 · District Direct Care Services | | |
| 800.02 · Med+ Urgent Care | 8,000 | 58,000 |
| 800.03 · North County Fire JPA EMSO | 17,227 | 17,227 |
| Total 800 · District Direct Care Services | 25,227 | 75,227 |
| Total Expense | 94,576 | 1,017,296 |
| Net Ordinary Income | 158,140 | 28,794 |
| Other Income/Expense | | |
| Other Expense | | |
| 900 · Community Invest Fd Reimbursmnt | | (46,673) |
| Total Other Expense | | (46,673) |
| Net Other Income | | 46,673 |
| Net Income | 158,140 | 75,466 |

FALLBROOK REGIONAL HEALTH DISTRICT
Profit & Loss YTD Actual vs Budget

July through December 2019

| | Jul - Dec 19 | Budget | \$ Over Bu... | % of Budg... |
|---|------------------|------------------|------------------|--------------|
| Ordinary Income/Expense | | | | |
| Income | | | | |
| 400. · District | | | | |
| 402 · Property tax revenue | 1,072,616 | 1,246,000 | (173,384) | 86% |
| 403 · Interest / Dividends | 83,955 | 101,000 | (17,045) | 83% |
| 406 · Unearned Inc (Loss) - Cal Trust | 6,936 | 17,000 | (10,064) | 41% |
| Total 400. · District | 1,163,507 | 1,364,000 | (200,493) | 85% |
| 450. · Properties | | | | |
| 450.02 · Cost of Elder Str Property Sale | (155,218) | 0 | (155,218) | 100% |
| Total 450. · Properties | (155,218) | 0 | (155,218) | 100% |
| 460 · Lease Income | | | | |
| 460.01 · Med+ Urgent Care (formerly A+) | 16,800 | 16,800 | 0 | 100% |
| 460.03 · Rock Rose School | 21,000 | 21,000 | 0 | 100% |
| Total 460 · Lease Income | 37,800 | 37,800 | 0 | 100% |
| Total Income | 1,046,089 | 1,401,800 | (355,711) | 75% |
| Gross Profit | 1,046,089 | 1,401,800 | (355,711) | 75% |
| Expense | | | | |
| 500 · Admin. Expenses & Overhead | | | | |
| 500.10 · Salaries | 137,512 | 128,020 | 9,492 | 107% |
| 500.12 · Payroll Taxes | 13,177 | 10,500 | 2,677 | 125% |
| 500.14 · W/C Insurance | 650 | 875 | (225) | 74% |
| 500.15 · Employee Health & Welfare | 17,318 | 16,000 | 1,318 | 108% |
| 500.16 · Board Stipends | 12,200 | 15,000 | (2,800) | 81% |
| 500.17 · Education & Conferences | 10,278 | 6,000 | 4,278 | 171% |
| 500.18 · Dues & Subscriptions | 7,006 | 15,270 | (8,264) | 46% |
| 500.19 · Insurance - General | 12,309 | 12,310 | (1) | 100% |
| 500.20 · Independent Accounting Services | 6,550 | 4,000 | 2,550 | 164% |
| 500.21 · Annual Independent Audit | 9,200 | 9,000 | 200 | 102% |
| 500.23 · General Counsel | 22,365 | 25,000 | (2,635) | 89% |
| 500.25 · Office Expense | | | | |
| 01 · Communications | 2,428 | 3,100 | (672) | 78% |
| 02 · I.T. and Website services | 3,444 | 3,000 | 444 | 115% |
| 03 · Refreshments | 0 | 750 | (750) | 0% |
| 04 · Office Expenses | 5,373 | 6,000 | (627) | 90% |
| 05 · LAFCO Admin fees | 1,210 | 1,367 | (157) | 89% |
| 06 · Independent Contract Services | 33,192 | 30,000 | 3,192 | 111% |
| Total 500.25 · Office Expense | 45,647 | 44,217 | 1,430 | 103% |
| 500.27 · Depreciation | 6,516 | 4,900 | 1,616 | 133% |
| 500.29 · Dist Promotions & Publications | 9,703 | 6,000 | 3,703 | 162% |
| 500.30 · Simple IRA Expense | 3,475 | | | |
| 500.32 · Consultant Fees | 4,124 | 7,500 | (3,376) | 55% |
| 500.33 · Copier Lease | 4,813 | 4,700 | 113 | 102% |
| 500.36 · Accrued Vacation & Sick Leave | (1,053) | 3,500 | (4,553) | (30)% |
| 500.40 · Video/AV Equipment | 12,070 | 10,000 | 2,070 | 121% |
| Total 500 · Admin. Expenses & Overhead | 333,860 | 322,792 | 11,068 | 103% |

FALLBROOK REGIONAL HEALTH DISTRICT
Profit & Loss YTD Actual vs Budget

July through December 2019

| | Jul - Dec 19 | Budget | \$ Over Bu... | % of Budg... |
|---|---------------|---------------|-----------------|--------------|
| 550 · Mgmt./Maint. - Alvarado Street | | | | |
| 550.10 · Maintenance Services & Repairs | 580 | | | |
| 550.22 · Property Manager | 300 | | | |
| 550.29 · Dist. Promotions & Publications | 123 | | | |
| 550.32 · Consultant Fees | 1,461 | | | |
| Total 550 · Mgmt./Maint. - Alvarado Street | 2,464 | | | |
| 570 · Mgmt./Maint. - E. Mission Road | | | | |
| 570.02 · Gas & Electric | 1,950 | 3,750 | (1,800) | 52% |
| 570.03 · Water | (1,763) | 1,250 | (3,013) | (141)% |
| 570.04 · Waste Management | 213 | 225 | (12) | 95% |
| 570.06 · Landscape - Grounds Environment | 3,500 | 6,000 | (2,500) | 58% |
| 570.07 · Custodial Services | 800 | 2,340 | (1,540) | 34% |
| 570.08 · Architect Expense | 0 | 5,000 | (5,000) | 0% |
| 570.09 · Land Use - Permitting | 0 | 5,000 | (5,000) | 0% |
| 570.10 · Maintenance Services & Repairs | 3,232 | 7,500 | (4,268) | 43% |
| 570.11 · Contractor Expense | 330 | 0 | 330 | 100% |
| 570.12 · Fire Alarm System | 1,186 | 1,500 | (314) | 79% |
| 570.22 · Property Manager | 2,906 | | | |
| 570.23 · General Counsel | 0 | 30,000 | (30,000) | 0% |
| 570.25 · Office Expense | | | | |
| 25.01 · Communications | 420 | | | |
| 25.02 · I.T. & Website Services | 0 | 750 | (750) | 0% |
| 25.04 · Office Expenses | 72 | 4,500 | (4,428) | 2% |
| 25.06 · Independent Contract Services | 204 | 2,500 | (2,297) | 8% |
| Total 570.25 · Office Expense | 695 | 7,750 | (7,055) | 9% |
| 570.29 · Dist. Promotions & Publications | 0 | 6,000 | (6,000) | 0% |
| 570.32 · Consultant Fees | 3,815 | 15,000 | (11,185) | 25% |
| Total 570 · Mgmt./Maint. - E. Mission Road | 16,865 | 91,315 | (74,450) | 18% |
| 590 · Mgmt./Maint. - S. Brandon Road | | | | |
| 590.01 · Property Manager | 1,331 | 7,500 | (6,169) | 18% |
| 590.02 · Gas & Electric | 4,470 | 5,000 | (530) | 89% |
| 590.03 · Water | 1,345 | 1,500 | (155) | 90% |
| 590.04 · Waste Management | 233 | 225 | 8 | 103% |
| 590.06 · Landscape - Grounds Environment | 2,000 | 5,500 | (3,500) | 36% |
| 590.07 · Custodial Services | 4,860 | 4,000 | 860 | 121% |
| 590.08 · Elevator | 1,146 | 1,250 | (104) | 92% |
| 590.09 · Vehicle Expenses | 1,536 | 600 | 936 | 256% |
| 590.10 · Maintenance Services & Repairs | 5,955 | 2,500 | 3,455 | 238% |
| 590.11 · Medical Records Store & Service | 17,995 | 11,000 | 6,995 | 164% |
| 590.12 · Fire Alarm System | 640 | 500 | 140 | 128% |
| 590.13 · Renovations / Improvements | | | | |
| .13.01. · Architect Expense | 0 | 5,000 | (5,000) | 0% |
| Total 590.13 · Renovations / Improvements | 0 | 5,000 | (5,000) | 0% |
| Total 590 · Mgmt./Maint. - S. Brandon Road | 41,510 | 44,575 | (3,065) | 93% |

**FALLBROOK REGIONAL HEALTH DISTRICT
Profit & Loss YTD Actual vs Budget**

July through December 2019

| | Jul - Dec 19 | Budget | \$ Over Bu... | % of Budg... |
|--|------------------|------------------|------------------|--------------|
| 600 · Community Health Contracts | | | | |
| 600.02 · Fbk Citizens Crime Prevention | 5,650 | 5,650 | 0 | 100% |
| 600.03 · Be Well Therapy, Inc. | 11,857 | 11,857 | 0 | 100% |
| 600.04 · Boys & Girls Club | 29,240 | 29,240 | 0 | 100% |
| 600.05 · Community Health Systems, Inc. | 60,000 | 60,000 | 0 | 100% |
| 600.07 · Fbk Senior Citizens Srvc Club | 62,500 | 62,500 | 0 | 100% |
| 600.08 · Fallbrook Smiles Project | 45,090 | 45,090 | 0 | 100% |
| 600.11 · Palomar Family Counseling Srvc | 33,712 | 33,712 | 0 | 100% |
| 600.17 · Foundation for Senior Care | 143,681 | 143,681 | 0 | 100% |
| 600.18 · Fallbrook Food Pantry | 65,000 | 65,000 | 0 | 100% |
| 600.33 · REINS Therapeutic Prgm | 49,433 | 49,433 | 0 | 100% |
| 600.37 · Trauma Intervention Prgm of SD | 5,000 | 5,000 | 0 | 100% |
| 600.46 · Mental Health Systems, Inc. | 5,069 | 5,069 | 0 | 100% |
| 600.51 · North County C.E.R.T. Inc. | 2,610 | 2,610 | 0 | 100% |
| 600.53 · Jeremiah's Ranch | (3,872) | 0 | (3,872) | 100% |
| 600.57 · NC Fire Protection District | 0 | 52,500 | (52,500) | 0% |
| 600.58 · Michelle's Place | 16,081 | 16,081 | 0 | 100% |
| 600.60 · D'Vine Path, Inc. | 3,820 | 3,820 | 0 | 100% |
| 600.61 · San Diego North County Lions | 5,000 | 5,000 | 0 | 100% |
| 600.62 · Neighborhood Healthcare | 7,500 | 7,500 | 0 | 100% |
| Total 600 · Community Health Contracts | 547,370 | 603,741 | (56,372) | 91% |
| 800 · District Direct Care Services | | | | |
| 800.02 · Med+ Urgent Care | 58,000 | 48,000 | 10,000 | 121% |
| 800.03 · North County Fire JPA EMSO | 17,227 | 26,667 | (9,439) | 65% |
| 800.04 · NC Fire JPA Public Comm. | 0 | 10,000 | (10,000) | 0% |
| Total 800 · District Direct Care Services | 75,227 | 84,667 | (9,439) | 89% |
| Total Expense | 1,017,296 | 1,147,090 | (129,795) | 89% |
| Net Ordinary Income | 28,794 | 254,710 | (225,916) | 11% |
| Other Income/Expense | | | | |
| Other Expense | | | | |
| 900 · Community Invest Fd Reimbursmnt | (46,673) | | | |
| Total Other Expense | (46,673) | | | |
| Net Other Income | 46,673 | | | |
| Net Income | 75,466 | 254,710 | (179,243) | 30% |

FALLBROOK REGIONAL HEALTH DISTRICT
Profit & Loss - Approved Annual Budget Overview
 July 2019 through June 2020

| | Jul 19 | Aug 19 | Sep 19 | Oct 19 | Nov 19 | Dec 19 | Jan 20 | Feb 20 | Mar 20 | Apr 20 | May 20 | Jun 20 | TOTAL Jul '19 - Ju... |
|--|--------|--------|--------|---------|---------|---------|--------|--------|---------|---------|--------|--------|--------------------------|
| Ordinary Income/Expense | | | | | | | | | | | | | |
| Income | | | | | | | | | | | | | |
| 400. District | 26,000 | 15,000 | 68,000 | 152,000 | 635,000 | 350,000 | 50,000 | 50,000 | 430,000 | 200,000 | 40,000 | 30,000 | 2,046,000 |
| 402. Property tax revenue | 17,500 | 17,500 | 16,500 | 16,500 | 16,500 | 16,500 | 16,500 | 16,500 | 16,500 | 16,500 | 16,500 | 16,500 | 200,000 |
| 403. Interest / Dividends | 2,000 | 3,000 | 3,000 | 3,000 | 3,000 | 3,000 | 3,000 | 3,000 | 3,000 | 3,000 | 3,000 | 3,000 | 35,000 |
| 406. Unearned Inc (Loss) - Cal Trust | | | | | | | | | | | | | |
| Total 400. District | 45,500 | 35,500 | 87,500 | 171,500 | 654,500 | 369,500 | 69,500 | 69,500 | 449,500 | 219,500 | 59,500 | 49,500 | 2,281,000 |
| 460. Lease Income | | | | | | | | | | | | | |
| 460.01. Med+ Urgent Care (formerly A+) | 2,800 | 2,800 | 2,800 | 2,800 | 2,800 | 2,800 | 2,800 | 2,800 | 2,800 | 2,800 | 2,800 | 2,800 | 33,600 |
| 460.03. Rock Rose School | 3,500 | 3,500 | 3,500 | 3,500 | 3,500 | 3,500 | 0 | 0 | 0 | 0 | 0 | 0 | 21,000 |
| Total 460. Lease Income | 6,300 | 6,300 | 6,300 | 6,300 | 6,300 | 6,300 | 2,800 | 2,800 | 2,800 | 2,800 | 2,800 | 2,800 | 54,600 |
| Total Income | 51,800 | 41,800 | 93,800 | 177,800 | 660,800 | 375,800 | 72,300 | 72,300 | 452,300 | 222,300 | 62,300 | 52,300 | 2,335,600 |
| Gross Profit | 51,800 | 41,800 | 93,800 | 177,800 | 660,800 | 375,800 | 72,300 | 72,300 | 452,300 | 222,300 | 62,300 | 52,300 | 2,335,600 |
| Expense | | | | | | | | | | | | | |
| 500. Admin. Expenses & Overhead | | | | | | | | | | | | | |
| 500.10. Salaries | 21,337 | 21,337 | 21,337 | 21,337 | 21,337 | 21,337 | 21,337 | 21,337 | 21,337 | 21,337 | 21,337 | 21,337 | 256,040 |
| 500.12. Payroll Taxes | 1,750 | 1,750 | 1,750 | 1,750 | 1,750 | 1,750 | 1,750 | 1,750 | 1,750 | 1,750 | 1,750 | 1,750 | 21,000 |
| 500.14. W/C Insurance | 146 | 146 | 146 | 146 | 146 | 146 | 146 | 146 | 146 | 146 | 146 | 146 | 1,750 |
| 500.15. Employee Health & Welfare | 2,667 | 2,667 | 2,667 | 2,667 | 2,667 | 2,667 | 2,667 | 2,667 | 2,667 | 2,667 | 2,667 | 2,667 | 32,000 |
| 500.16. Board Stipends | 2,500 | 2,500 | 2,500 | 2,500 | 2,500 | 2,500 | 2,500 | 2,500 | 2,500 | 2,500 | 2,500 | 2,500 | 30,000 |
| 500.17. Education & Conferences | 1,000 | 1,000 | 1,000 | 1,000 | 1,000 | 1,000 | 1,000 | 1,000 | 1,000 | 1,000 | 1,000 | 1,000 | 12,000 |
| 500.18. Dues & Subscriptions | 8,811 | 199 | 100 | 6,000 | 110 | 50 | 180 | 100 | 300 | 300 | 300 | 150 | 16,600 |
| 500.19. Insurance - General | 2,052 | 2,052 | 2,052 | 2,052 | 2,052 | 2,052 | 2,052 | 2,052 | 2,052 | 2,052 | 2,052 | 2,052 | 24,620 |
| 500.20. Independent Accounting Services | 667 | 667 | 667 | 667 | 667 | 667 | 667 | 667 | 667 | 667 | 667 | 667 | 8,000 |
| 500.21. Annual Independent Audit | 0 | 9,000 | 0 | 0 | 0 | 0 | 0 | 0 | 0 | 0 | 0 | 0 | 9,000 |
| 500.23. General Counsel | 4,167 | 4,167 | 4,167 | 4,167 | 4,167 | 4,167 | 4,167 | 4,167 | 4,167 | 4,167 | 4,167 | 4,167 | 50,000 |
| 500.25. Office Expense | | | | | | | | | | | | | |
| 01. Communications | 517 | 517 | 517 | 517 | 517 | 517 | 517 | 517 | 517 | 517 | 517 | 517 | 6,200 |
| 02. I.T. and Website services | 500 | 500 | 500 | 500 | 500 | 500 | 500 | 500 | 500 | 500 | 500 | 500 | 6,000 |
| 03. Refreshments | 125 | 125 | 125 | 125 | 125 | 125 | 125 | 125 | 125 | 125 | 125 | 125 | 1,500 |
| 04. Office Expenses | 1,000 | 1,000 | 1,000 | 1,000 | 1,000 | 1,000 | 1,000 | 1,000 | 1,000 | 1,000 | 1,000 | 1,000 | 12,000 |
| 05. LAFCO Admin fees | 1,367 | 0 | 0 | 0 | 0 | 0 | 0 | 0 | 0 | 0 | 0 | 0 | 1,367 |
| 06. Independent Contract Services | 5,000 | 5,000 | 5,000 | 5,000 | 5,000 | 5,000 | 5,000 | 5,000 | 5,000 | 5,000 | 5,000 | 5,000 | 60,000 |
| Total 500.25. Office Expense | 8,509 | 7,142 | 7,142 | 7,142 | 7,142 | 7,142 | 7,142 | 7,142 | 7,142 | 7,142 | 7,142 | 7,142 | 87,067 |
| 500.27. Depreciation | 817 | 817 | 817 | 817 | 817 | 817 | 817 | 817 | 817 | 817 | 817 | 817 | 9,800 |
| 500.29. Dist Promotions & Publications | 1,000 | 1,000 | 1,000 | 1,000 | 1,000 | 1,000 | 1,000 | 1,000 | 1,000 | 1,000 | 1,000 | 1,000 | 12,000 |
| 500.32. Consultant Fees | 1,250 | 1,250 | 1,250 | 1,250 | 1,250 | 1,250 | 1,250 | 1,250 | 1,250 | 1,250 | 1,250 | 1,250 | 15,000 |
| 500.33. Copier Lease | 783 | 783 | 783 | 783 | 783 | 783 | 783 | 783 | 783 | 783 | 783 | 783 | 9,400 |
| 500.36. Accrued Vacation & Sick Leave | 583 | 583 | 583 | 583 | 583 | 583 | 583 | 583 | 583 | 583 | 583 | 583 | 7,000 |
| 500.40. Video/AV Equipment | 0 | 0 | 0 | 10,000 | 0 | 0 | 0 | 0 | 0 | 0 | 0 | 0 | 10,000 |
| Total 500. Admin. Expenses & Overhead | 58,038 | 57,058 | 47,959 | 63,859 | 47,969 | 47,909 | 48,039 | 47,959 | 48,159 | 48,159 | 48,159 | 48,009 | 611,277 |

FALLBROOK REGIONAL HEALTH DISTRICT
Profit & Loss - Approved Annual Budget Overview
 July 2019 through June 2020

| | Jul 19 | Aug 19 | Sep 19 | Oct 19 | Nov 19 | Dec 19 | Jan 20 | Feb 20 | Mar 20 | Apr 20 | May 20 | Jun 20 | TOTAL Jul '19 - Ju... |
|---|---------------|---------------|---------------|---------------|---------------|---------------|---------------|---------------|---------------|---------------|---------------|---------------|--------------------------|
| 570 · Mgmt./Maint. - E. Mission Road | | | | | | | | | | | | | |
| 570.02 · Gas & Electric | 625 | 625 | 625 | 625 | 625 | 625 | 625 | 625 | 625 | 625 | 625 | 625 | 7,500 |
| 570.03 · Water | 208 | 208 | 208 | 208 | 208 | 208 | 208 | 208 | 208 | 208 | 208 | 208 | 2,500 |
| 570.04 · Waste Management | 0 | 75 | 0 | 75 | 0 | 75 | 0 | 75 | 0 | 75 | 0 | 75 | 450 |
| 570.06 · Landscape - Grounds Environment | 1,000 | 1,000 | 1,000 | 1,000 | 1,000 | 1,000 | 1,000 | 1,000 | 1,000 | 1,000 | 1,000 | 1,000 | 12,000 |
| 570.07 · Custodial Services | 390 | 390 | 390 | 390 | 390 | 390 | 390 | 390 | 390 | 390 | 390 | 390 | 4,680 |
| 570.08 · Architect Expense | 0 | 0 | 0 | 0 | 0 | 5,000 | 0 | 4,000 | 0 | 4,000 | 0 | 0 | 13,000 |
| 570.09 · Land Use - Permitting | 0 | 0 | 0 | 0 | 0 | 5,000 | 0 | 4,000 | 0 | 4,000 | 0 | 0 | 13,000 |
| 570.10 · Maintenance Services & Repairs | 1,250 | 1,250 | 1,250 | 1,250 | 1,250 | 1,250 | 1,250 | 1,250 | 1,250 | 1,250 | 1,250 | 1,250 | 15,000 |
| 570.12 · Fire Alarm System | 250 | 250 | 250 | 250 | 250 | 250 | 250 | 250 | 250 | 250 | 250 | 250 | 3,000 |
| 570.23 · General Counsel | 5,000 | 5,000 | 5,000 | 5,000 | 5,000 | 5,000 | 5,000 | 5,000 | 5,000 | 5,000 | 5,000 | 5,000 | 60,000 |
| 570.25 · Office Expense | | | | | | | | | | | | | |
| 25.02 · I.T. & Website Services | 125 | 125 | 125 | 125 | 125 | 125 | 125 | 125 | 125 | 125 | 125 | 125 | 1,500 |
| 25.04 · Office Expenses | 750 | 750 | 750 | 750 | 750 | 750 | 750 | 750 | 750 | 750 | 750 | 750 | 9,000 |
| 25.06 · Independent Contract Services | 417 | 417 | 417 | 417 | 417 | 417 | 417 | 417 | 417 | 417 | 417 | 417 | 5,000 |
| Total 570.25 · Office Expense | 1,292 | 1,292 | 1,292 | 1,292 | 1,292 | 1,292 | 1,292 | 1,292 | 1,292 | 1,292 | 1,292 | 1,292 | 15,500 |
| 570.29 · Dist. Promotions & Publications | 1,000 | 1,000 | 1,000 | 1,000 | 1,000 | 1,000 | 1,000 | 1,000 | 1,000 | 1,000 | 1,000 | 1,000 | 12,000 |
| 570.32 · Consultant Fees | 2,500 | 2,500 | 2,500 | 2,500 | 2,500 | 2,500 | 2,500 | 2,500 | 2,500 | 2,500 | 2,500 | 2,500 | 30,000 |
| Total 570 · Mgmt./Maint. - E. Mission Road | 13,515 | 13,590 | 13,515 | 13,590 | 13,515 | 23,590 | 13,515 | 21,590 | 13,515 | 21,590 | 13,515 | 13,590 | 188,630 |
| 590 · Mgmt./Maint. - S. Brandon Road | | | | | | | | | | | | | |
| 590.01 · Property Manager | 1,250 | 1,250 | 1,250 | 1,250 | 1,250 | 1,250 | 1,250 | 1,250 | 1,250 | 1,250 | 1,250 | 1,250 | 15,000 |
| 590.02 · Gas & Electric | 833 | 833 | 833 | 833 | 833 | 833 | 833 | 833 | 833 | 833 | 833 | 833 | 10,000 |
| 590.03 · Water | 250 | 250 | 250 | 250 | 250 | 250 | 250 | 250 | 250 | 250 | 250 | 250 | 3,000 |
| 590.04 · Waste Management | 0 | 75 | 0 | 75 | 0 | 75 | 0 | 75 | 0 | 75 | 0 | 75 | 450 |
| 590.06 · Landscape - Grounds Environment | 917 | 917 | 917 | 917 | 917 | 917 | 917 | 917 | 917 | 917 | 917 | 917 | 11,000 |
| 590.07 · Custodial Services | 667 | 667 | 667 | 667 | 667 | 667 | 667 | 667 | 667 | 667 | 667 | 667 | 8,000 |
| 590.08 · Elevator | 208 | 208 | 208 | 208 | 208 | 208 | 208 | 208 | 208 | 208 | 208 | 208 | 2,500 |
| 590.09 · Vehicle Expenses | 0 | 222 | 0 | 0 | 378 | 0 | 0 | 0 | 0 | 0 | 0 | 0 | 600 |
| 590.10 · Maintenance Services & Repairs | 417 | 417 | 417 | 417 | 417 | 417 | 417 | 417 | 417 | 417 | 417 | 417 | 5,000 |
| 590.11 · Medical Records Store & Service | 1,833 | 1,833 | 1,833 | 1,833 | 1,833 | 1,833 | 1,833 | 1,833 | 1,833 | 1,833 | 1,833 | 1,833 | 22,000 |
| 590.12 · Fire Alarm System | 83 | 83 | 83 | 83 | 83 | 83 | 83 | 83 | 83 | 83 | 83 | 83 | 1,000 |
| 590.13 · Renovations / Improvements | | | | | | | | | | | | | |
| .13.01. · Architect Expense | 833 | 833 | 833 | 833 | 833 | 833 | 833 | 833 | 833 | 833 | 833 | 833 | 10,000 |
| Total 590.13 · Renovations / Improvements | 833 | 833 | 833 | 833 | 833 | 833 | 833 | 833 | 833 | 833 | 833 | 833 | 10,000 |
| Total 590 · Mgmt./Maint. - S. Brandon Road | 7,292 | 7,589 | 7,292 | 7,367 | 7,670 | 7,367 | 7,292 | 7,367 | 7,292 | 7,367 | 7,292 | 7,367 | 88,550 |
| 600 · Community Health Contracts | | | | | | | | | | | | | |
| 600.02 · Fbk Citizens Crime Prevention | 2,825 | 0 | 0 | 0 | 2,825 | 0 | 0 | 2,825 | 0 | 0 | 2,825 | 0 | 11,300 |
| 600.03 · Be Well Therapy, Inc. | 5,929 | 0 | 0 | 0 | 5,929 | 0 | 0 | 5,929 | 0 | 0 | 5,929 | 0 | 23,714 |
| 600.04 · Boys & Girls Club | 19,240 | 0 | 0 | 0 | 10,000 | 0 | 0 | 10,000 | 0 | 0 | 10,000 | 0 | 49,240 |
| 600.05 · Community Health Systems, Inc. | 30,000 | 0 | 0 | 0 | 30,000 | 0 | 0 | 30,000 | 0 | 0 | 30,000 | 0 | 120,000 |
| 600.07 · Fbk Senior Citizens Srvc Club | 31,250 | 0 | 0 | 0 | 31,250 | 0 | 0 | 31,250 | 0 | 0 | 31,250 | 0 | 125,000 |
| 600.08 · Fallbrook Smiles Project | 22,545 | 0 | 0 | 0 | 22,545 | 0 | 0 | 22,545 | 0 | 0 | 22,545 | 0 | 90,180 |
| 600.11 · Palomar Family Counseling Srvc | 16,856 | 0 | 0 | 0 | 16,856 | 0 | 0 | 16,856 | 0 | 0 | 16,856 | 0 | 67,423 |
| 600.17 · Foundation for Senior Care | 71,840 | 0 | 0 | 0 | 71,840 | 0 | 0 | 71,840 | 0 | 0 | 71,840 | 0 | 287,362 |
| 600.18 · Fallbrook Food Pantry | 32,500 | 0 | 0 | 0 | 32,500 | 0 | 0 | 32,500 | 0 | 0 | 32,500 | 0 | 130,000 |
| 600.33 · REINS Therapeutic Prgrm | 24,716 | 0 | 0 | 0 | 24,716 | 0 | 0 | 24,716 | 0 | 0 | 24,716 | 0 | 98,865 |
| 600.37 · Trauma Intervention Prgrm of SD | 2,500 | 0 | 0 | 0 | 2,500 | 0 | 0 | 2,500 | 0 | 0 | 2,500 | 0 | 10,000 |
| 600.46 · Mental Health Systems, Inc. | 2,534 | 0 | 0 | 0 | 2,534 | 0 | 0 | 2,534 | 0 | 0 | 2,534 | 0 | 10,137 |
| 600.51 · North County C.E.R.T. Inc. | 1,305 | 0 | 0 | 0 | 1,305 | 0 | 0 | 1,305 | 0 | 0 | 1,305 | 0 | 5,220 |

FALLBROOK REGIONAL HEALTH DISTRICT
Profit & Loss - Approved Annual Budget Overview
 July 2019 through June 2020

| | Jul 19 | Aug 19 | Sep 19 | Oct 19 | Nov 19 | Dec 19 | Jan 20 | Feb 20 | Mar 20 | Apr 20 | May 20 | Jun 20 | Jul '19 - Ju... |
|--|------------------|-----------------|---------------|----------------|----------------|----------------|-----------------|------------------|----------------|----------------|------------------|-----------------|------------------|
| 600.57 · NC Fire Protection District | 26,250 | 0 | 0 | 0 | 26,250 | 0 | 0 | 26,250 | 0 | 0 | 26,250 | 0 | 105,000 |
| 600.58 · Michelle's Place | 8,041 | 0 | 0 | 0 | 8,041 | 0 | 0 | 8,041 | 0 | 0 | 8,041 | 0 | 32,162 |
| 600.60 · D'Vine Path, Inc. | 1,910 | 0 | 0 | 0 | 1,910 | 0 | 0 | 1,910 | 0 | 0 | 1,910 | 0 | 7,640 |
| 600.61 · San Diego North County Lions | 5,000 | 0 | 0 | 0 | 0 | 0 | 0 | 0 | 0 | 0 | 0 | 0 | 5,000 |
| 600.62 · Neighborhood Healthcare | 3,750 | 0 | 0 | 0 | 3,750 | 0 | 0 | 3,750 | 0 | 0 | 3,750 | 0 | 15,000 |
| Total 600 · Community Health Contracts | 308,991 | 0 | 0 | 0 | 294,751 | 0 | 0 | 294,751 | 0 | 0 | 294,751 | 0 | 1,193,243 |
| 800 · District Direct Care Services | 8,000 | 8,000 | 8,000 | 8,000 | 8,000 | 8,000 | 8,000 | 8,000 | 8,000 | 8,000 | 8,000 | 8,000 | 96,000 |
| 800.02 · Med+ Urgent Care | 0 | 0 | 0 | 8,889 | 8,889 | 8,889 | 8,889 | 8,889 | 8,889 | 8,889 | 8,889 | 8,889 | 80,000 |
| 800.03 · North County Fire JPA EMSO | 0 | 0 | 0 | 3,333 | 3,333 | 3,333 | 3,333 | 3,333 | 3,333 | 3,333 | 3,333 | 3,333 | 30,000 |
| 800.04 · NC Fire JPA Public Comm. | 0 | 0 | 0 | 0 | 0 | 0 | 0 | 0 | 0 | 0 | 0 | 0 | 0 |
| Total 800 · District Direct Care Services | 8,000 | 8,000 | 8,000 | 20,222 | 20,222 | 20,222 | 20,222 | 20,222 | 20,222 | 20,222 | 20,222 | 20,222 | 206,000 |
| Total Expense | 395,835 | 86,237 | 76,766 | 105,038 | 384,127 | 99,088 | 89,068 | 391,889 | 89,188 | 97,338 | 383,939 | 89,188 | 2,287,700 |
| Net Ordinary Income | (344,035) | (44,437) | 17,034 | 72,762 | 276,673 | 276,712 | (16,768) | (319,589) | 363,112 | 124,962 | (321,639) | (36,888) | 47,900 |
| Net Income | (344,035) | (44,437) | 17,034 | 72,762 | 276,673 | 276,712 | (16,768) | (319,589) | 363,112 | 124,962 | (321,639) | (36,888) | 47,900 |

California State Treasurer **Fiona Ma, CPA**



Local Agency Investment Fund
P.O. Box 942809
Sacramento, CA 94209-0001
(916) 653-3001

January 03, 2020

[LAIF Home](#)
[PMIA Average Monthly](#)
[Yields](#)

FALLBROOK REGIONAL HEALTH DISTRICT

ADMINISTRATOR
P.O. BOX 2587
FALLBROOK, CA 92088

Tran Type Definitions

Account Number:

December 2019 Statement

Account Summary

| | | | |
|-------------------|------|--------------------|--------------|
| Total Deposit: | 0.00 | Beginning Balance: | 1,305,135.91 |
| Total Withdrawal: | 0.00 | Ending Balance: | 1,305,135.91 |



CalTRUST
 c/o Ultimus Fund Solutions
 PO Box 541150
 Omaha, NE 68154-9150
 www.caltrust.org
 Email: CalTRUSTSupport@ultimusfundsolutions.com
 Fax: 402-963-9094
 Phone: 833-CALTRUST (225-8787)

Investment Account Summary

12/01/2019 through 12/31/2019

SUMMARY OF INVESTMENTS

| Fund | Account Number | Total Shares Owned | Net Asset Value per Share on Dec 31 (\$) | Value on Dec 31 (\$) | Average Cost Amount (\$) | Cumulative Unrealized Gain/(Loss) (\$) |
|--|----------------|--------------------|--|----------------------|--------------------------|--|
| FALLBROOK REGIONAL HEALTH DISTRICT | | | | | | |
| CalTRUST Medium Term Fund | | 701,603.167 | 10.09 | 7,079,175.96 | 7,036,123.55 | 43,052.41 |
| Portfolios Total value as of 12/31/2019 | | | | 7,079,175.96 | | |

DETAIL OF TRANSACTION ACTIVITY

| Activity Description | Activity Date | Amount (\$) | Amount in Shares | Balance in Shares | Price per Share (\$) | Balance (\$) | Average Cost Amt (\$) | Realized Gain/(Loss) (\$) |
|----------------------------------|---------------|---|------------------|-------------------|------------------------|--------------|-----------------------|---------------------------|
| CalTRUST Medium Term Fund | | FALLBROOK REGIONAL HEALTH DISTRICT | | | Account Number: | | | |
| Beginning Balance | 12/01/2019 | | | 700,368.921 | 10.09 | 7,066,722.41 | | |
| Accrual Income Div Reinvestment | 12/31/2019 | 12,453.54 | 1,234.246 | 701,603.167 | 10.09 | 7,079,175.96 | 0.00 | 0.00 |
| Unrealized Gain/(Loss) | | | | | | 0.00 | | |
| Closing Balance as of | Dec 31 | | | 701,603.167 | 10.09 | 7,079,175.96 | | |

FALLBROOK REGIONAL HEALTH DISTRICT
Property Tax Revenue - Fiscal Year to Date
 July through December 2019

| <u>Type</u> | <u>Date</u> | <u>Name</u> | <u>Amount</u> | <u>Balance</u> |
|-----------------------------------|-------------|-------------|---------------------|---------------------|
| 400. · District | | | | |
| 402 · Property tax revenue | | | | |
| Gener... | 07/31/19 | | 30,918.85 | 30,918.85 |
| Gener... | 08/31/19 | | 13,012.42 | 43,931.27 |
| Gener... | 09/30/19 | | 27,118.51 | 71,049.78 |
| Gener... | 10/31/19 | | 74,890.12 | 145,939.90 |
| Gener... | 11/30/19 | | 690,741.30 | 836,681.20 |
| Gener... | 12/31/19 | | 235,934.69 | 1,072,615.89 |
| Total 402 · Property tax revenue | | | 1,072,615.89 | 1,072,615.89 |
| Total 400. · District | | | 1,072,615.89 | 1,072,615.89 |
| TOTAL | | | 1,072,615.89 | 1,072,615.89 |

FALLBROOK REGIONAL HEALTH DISTRICT
Check Detail Report - December 2019

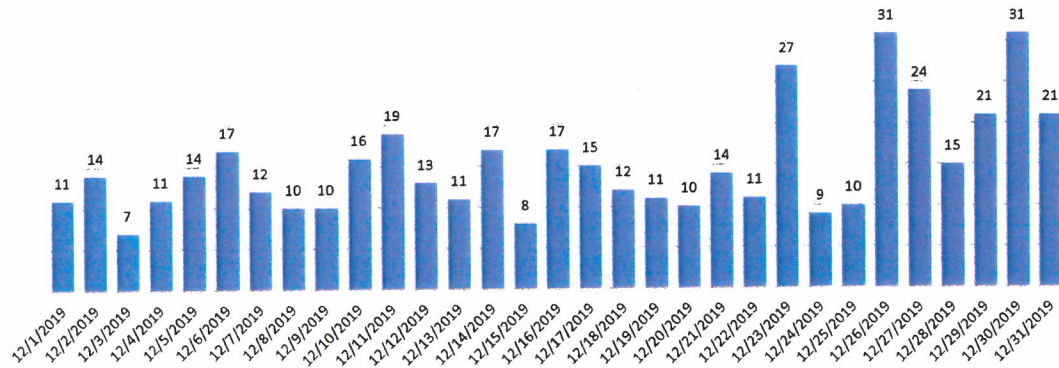
| Date | Num | Name | Memo | Amount |
|------------|-------|--|--|------------|
| 12/02/2019 | 10986 | Bonsall Chamber of Commerce | Membership renewal to 1/2021 | -50.00 |
| 12/02/2019 | 10987 | Culligan of Escondido | Inv. 244004 | -19.90 |
| 12/02/2019 | 10988 | Holmes, Rob | November 2019 stmt. - Sidewalk Project | -1,345.39 |
| 12/02/2019 | 10989 | Magellan, A.D. | Inv. 1604; Progress invoice for November 2019 | -8,250.00 |
| 12/02/2019 | 10990 | Springston Design, LLC | Inv. 3884; Bi-monthly visit/status rpt. | -190.00 |
| 12/02/2019 | 10991 | Woodward, Susan | November accounting services | -1,000.00 |
| 12/02/2019 | | Microsoft Office | Microsoft Office monthly subscription fee | -49.50 |
| 12/04/2019 | 10992 | Linda Bannerman | Reimbursement-mileage 10/9-10/26/19 | -104.63 |
| 12/04/2019 | 10993 | Mireya Banuelos | Reimbursement-mileage 11/4-11/25/19 | -32.48 |
| 12/04/2019 | 10994 | Rachel Mason-Runnells | Reimbursement-mileage 8/15-10/30/19 | -298.87 |
| 12/04/2019 | 10995 | Rachel Mason-Runnells | Reimbursement-education/bldg./office expenses | -3,584.54 |
| 12/04/2019 | 10996 | Aztec Cleaning & Maintenance | Inv. 250935, 250936 | -280.00 |
| 12/04/2019 | 10997 | FPUD | S. Brandon Rd. | -180.06 |
| 12/04/2019 | 10998 | FPUD | S. Brandon Rd. | -54.10 |
| 12/04/2019 | 10999 | FPUD - Wellness Center | E. Mission Rd. | -54.10 |
| 12/04/2019 | 11000 | Low Voltage | Inv. 35802; Brandon Rd. fire extinguisher service | -145.04 |
| 12/04/2019 | 11001 | San Diego Fence Company | Inv. 19-2012; Brandon Rd. security fencing | -5,992.00 |
| 12/04/2019 | 11002 | VOID | VOID | 0.00 |
| 12/04/2019 | 11003 | Scott & Jackson Esq. | Professional services November 2019 | -5,145.00 |
| 12/11/2019 | 11004 | Petty Cash | Replenish Petty Cash | -250.00 |
| 12/11/2019 | 11005 | AT&T U-Verse | U-verse | -68.55 |
| 12/11/2019 | 11006 | Aztec Cleaning & Maintenance | Inv. 250946, 250947, 250948, 250949 | -460.00 |
| 12/11/2019 | 11007 | County of San Diego-Planning & Deve | Processing Fees | -1,500.00 |
| 12/11/2019 | 11008 | Fallbrook Waste - Wellness Ctr | Mission Rd. Dec 2019-Jan 2020 | -72.00 |
| 12/11/2019 | 11009 | Fallbrook Waste | S. Brandon Rd. Dec. 2019-Jan2020 | -78.50 |
| 12/11/2019 | 11010 | Glennie's Office Products, Inc. | November stmt. | -189.10 |
| 12/11/2019 | 11011 | Iron Mountain | SX302/Fallbrook Hosp. | -1,848.65 |
| 12/11/2019 | 11012 | Key, Darren | Labor at Brandon Rd. to repair drywall/paint | -401.25 |
| 12/11/2019 | 11013 | L & M Enterprises, Inc. | Reimbursement: Vast Conf./Adobe cc chgs. | -70.48 |
| 12/11/2019 | 11014 | NCFPD - N. Co. Fire Protection Distric | EMSO Salary & Benefits: 8/23-11/22/2019 | -17,227.23 |
| 12/11/2019 | 11015 | Purchase Power (Pitney Bowes) | 12/2/19 inv. | -201.00 |
| 12/11/2019 | 11016 | Ramirez Landscaping & Tree Service | E. Mission and S. Brandon Rd. | -1,100.00 |
| 12/11/2019 | 11017 | Rosalee, Tracy Ann | Reimbursement: one gallon of paint | -40.40 |
| 12/11/2019 | 11018 | Specialized Elevator Services | December Elevator Maintenance; Inv. 4318 | -191.00 |
| 12/11/2019 | 11019 | Streamline | Website monthly fee - December 2019 - Inv. 102778 | -200.00 |
| 12/11/2019 | 11020 | Termin-8 Pest Control | 138 S. Brandon Extermination Services; Inv. 117655 | -125.00 |
| 12/13/2019 | 11021 | Mireya Banuelos | Reimbursement-one year of Delta Dental PPO coverage | -789.00 |
| 12/16/2019 | 11022 | Association of Fundraising Professioni | Rachel Mason-Runnells Fundraising Membership/Inland E | -335.00 |
| 12/16/2019 | 11023 | Low Voltage | Inv. 35923; Brandon Rd. repaired leak going into OS&Y br | -210.00 |
| 12/16/2019 | 11024 | Rosalee, Tracy Ann | Weeks ending 12/6 and 12/13/19 | -1,147.00 |
| 12/16/2019 | 11025 | Schwab, Charles & Co., Inc. | Dec. 2019 Staff Cont./District Match | -1,100.00 |
| 12/16/2019 | 11026 | Sun Realty | Inv. 1284, 1348 | -1,014.95 |
| 12/18/2019 | 11027 | Aztec Cleaning & Maintenance | Inv. 250940, 250941 | -280.00 |
| 12/18/2019 | | GoDaddy.com | Annual services/domain name renewal | -71.88 |
| 12/20/2019 | 11028 | Linda Bannerman | Reimbursement for Dental Plan premium 12/1/2019 thru 2 | -215.52 |
| 12/27/2019 | 11029 | Pamela Knox | Reimburse - Dental, Jan-Mar 2020 | -215.22 |
| 12/30/2019 | 11030 | Pamela Knox | Reimburse - Medicare (Dec 2019 & Jan-Nov 2019 increas | -416.00 |
| 12/30/2019 | 11031 | AT&T 1636 E. Mission Rd. | 12/8/19 inv. | -88.30 |
| 12/30/2019 | 11032 | Aztec Cleaning & Maintenance | Office cleaning; inv. 250942 | -180.00 |
| 12/30/2019 | 11033 | CalPERS | Receivable ID 1559595490 | -2,661.33 |
| 12/30/2019 | 11034 | FPUD | 12/17/19 inv. | -165.10 |
| 12/30/2019 | 11035 | FPUD | 12/17/19 inv. | -54.10 |

FALLBROOK REGIONAL HEALTH DISTRICT
 Check Detail Report - December 2019


| | | | | |
|------------|-------|------------------------------------|--|-------------------|
| 12/30/2019 | 11036 | FPUD - Wellness Center | 12/17/19 inv. | -54.10 |
| 12/30/2019 | 11037 | Konica Minolta Leasing - qds | 061-0116888-000 | -810.14 |
| 12/30/2019 | 11038 | L & M Enterprises, Inc. | December bookkeeping | -4,250.00 |
| 12/30/2019 | 11039 | Ramirez Landscaping & Tree Service | Inv. 3445: 400' of drain pipe; 8 catch basin boxes | -4,980.00 |
| 12/30/2019 | 11040 | Rosalee, Tracy Ann | Weeks ending 12/14 and 12/20/19 plus 12/30-12/31/19 | -1,116.00 |
| 12/30/2019 | 11041 | SDG&E - East Mission Road | 12/14/19 inv. | -457.12 |
| 12/30/2019 | 11042 | SDG&E FHD - 6994 | 12/14/19 inv. | -592.90 |
| 12/30/2019 | 11043 | Springston Design, LLC | Inv. 3898; Dell tower server/hard drive/install & set up | -2,950.31 |
| 12/30/2019 | 11044 | Whalen, J. & Associates | Inv. 19-300-09; E. Mission Road zoning/permit | -1,099.59 |
| 12/31/2019 | 11045 | A+ Urgent Care, Inc. | December 2019 subsidy per 7/2019-6/2020 MOU | -8,000.00 |
| | | | | <u>-84,052.33</u> |
| | | | | <u>-84,052.33</u> |

MedPlus Urgent Care Patient Counts & Details December 2019

Total Patients Seen: 469 (44.7% Using Medi-Cal HMO coverage*)

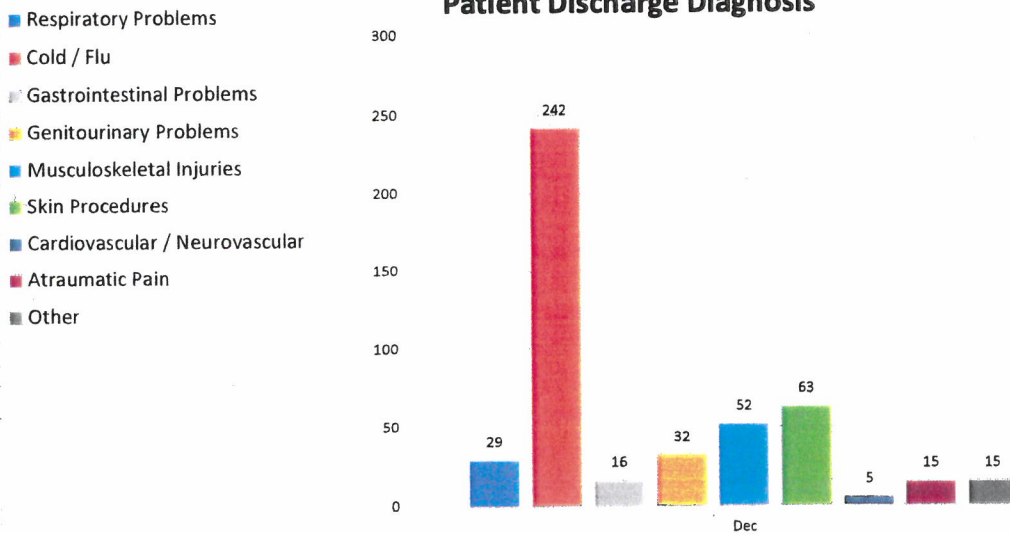


Regular Hours vs Extended Hours (Patients Seen)



Extended hours include: Monday - Friday after 5:00pm, Saturday & Sunday hours, Holiday hours
Regular hours: Monday - Friday 9:00am - 5:00pm

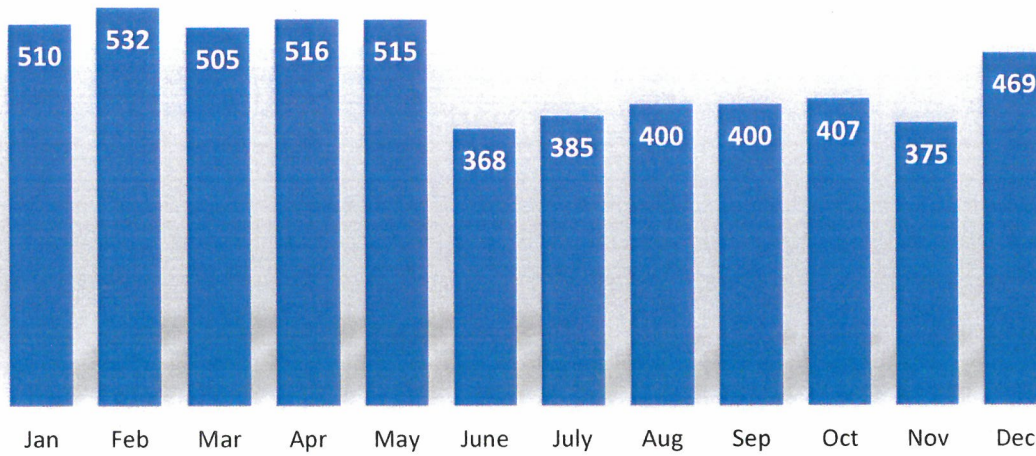
Patient Discharge Diagnosis



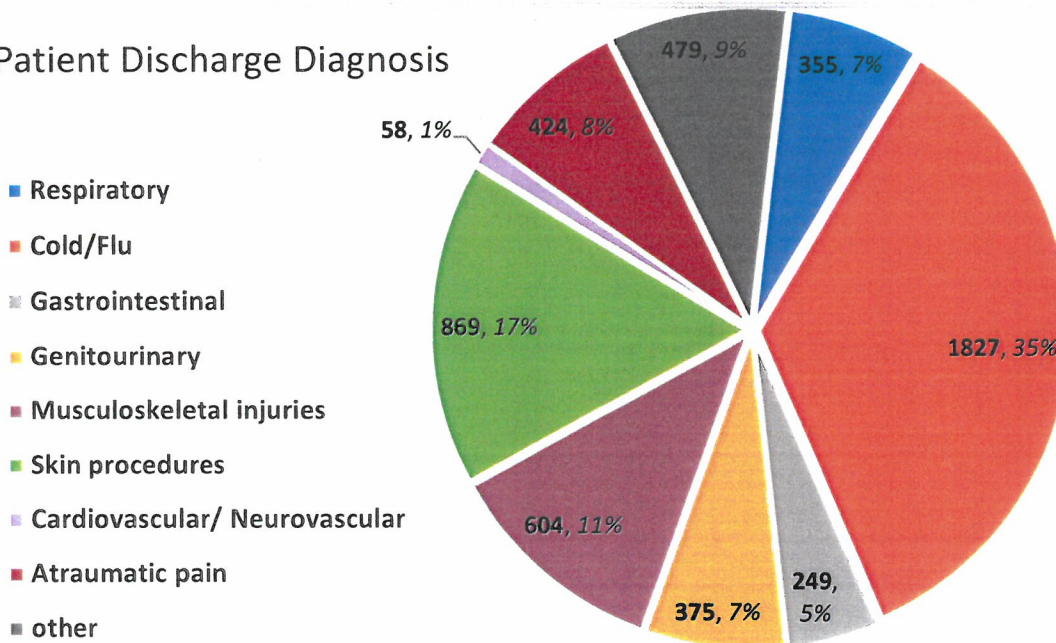
Note* Medi-Cal HMO values consist of Molina, Community Health Group, Rady's Children's Hospital San Diego & Vantage Medical Group

Med+ Urgent Care Utilization Review - Year to date (2019)

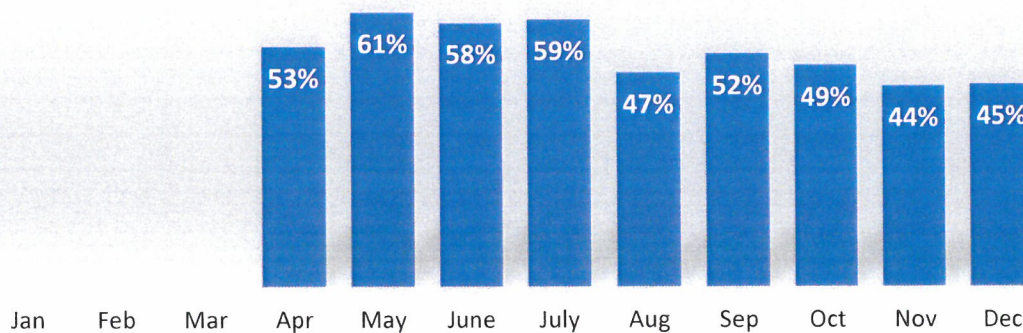
Number of Patients



Patient Discharge Diagnosis



% Medi-Cal



| |
|--------------------------------------|
| CHECKBOOK REPORT OCT-DEC 2019 |
|--------------------------------------|

COMMUNITY INVESTMENT FUND OCT-DEC 2019:

| | |
|--------------------|-----------------|
| BEGINNING BALANCE: | \$ 9,517,491.65 |
| FUNDS SPENT: | \$ 16,122.08 |
| ENDING BALANCE: | \$ 9,501,369.57 |

(See attached report for itemized detail)

| | |
|--|---------------------|
| QUARTERLY TOTAL DUE FOR REIMBURSEMENT JULY-SEPT 2019: | \$ 31,688.94 |
|--|---------------------|

| | |
|--|---------------------|
| QUARTERLY TOTAL DUE FOR REIMBURSEMENT OCT-DEC 2019: | \$ 16,122.08 |
|--|---------------------|

| | |
|---|---------------------|
| TOTAL COMMUNITY INVESTMENT FUNDS SPENT SINCE FISCAL YEAR BEGAN 7/1/19: | \$ 47,811.02 |
|---|---------------------|

OPERATIONS FUND OCT-DEC 2019:

| | |
|---|---------------|
| BEGINNING BALANCE: | \$ 570,132.24 |
| DEPOSITS: | \$ 843,916.83 |
| BILL PMTS./PAYROLL EXPENSES/COMM. HEALTH CONTRACTS: | \$ 726,845.50 |
| ENDING BALANCE: | \$ 687,203.57 |

(See attached report for itemized detail)

| | |
|----------------|-----------------|
| JULY-SEPT 2019 | \$ (541,687.98) |
|----------------|-----------------|

| | |
|--------------|-----------------|
| OCT-DEC 2019 | \$ (726,845.50) |
|--------------|-----------------|

| | |
|---|--------------------------|
| TOTAL OPERATIONS FUNDS SPENT OCT-DEC 2019: | \$ (1,268,533.48) |
|---|--------------------------|

**FALLBROOK REGIONAL HEALTH DISTRICT
USES OF COMMUNITY INVESTMENT FUNDS
10/1/19 - 12/31/19**

| COMMUNITY INVESTMENT FUND BEGINNING BALANCE 10/1/19: | | | | \$ 9,517,491.65 |
|---|------------|---------------------------------------|--|------------------------|
| | Date | Name | Memo | Amount |
| 215 - District Wellness Initiatives | | | | |
| Health Fair | | | | |
| | 10/31/2019 | Village News | Vaccine ads run 10/3/ and 10/10/19 | \$ 650.00 |
| | 10/31/2019 | Petty cash | Harvest Faire refreshments/supplies | \$ 120.04 |
| Woman of Wellness (WOW) | | | | |
| | 11/30/2019 | Petty cash | WOW refreshments/prizes | \$ 47.23 |
| | 12/31/2019 | Petty cash | WOW refreshments | \$ 10.40 |
| 570 - Mgmt./Maint. - E. Mission Road | | | | |
| Gas & Electric | | | | |
| | 10/23/2019 | SDG&E - East Mission Road | Account No. 5182 613 597 1; 10/23/19 invoice | \$ 493.98 |
| | 11/22/2019 | SDG&E - East Mission Road | Account No. 5182 613 597 1; 11/22/19 invoice | \$ 478.41 |
| | 12/24/2019 | SDG&E - East Mission Road | Account No. 5182 613 597 1; 12/24/19 invoice | \$ 457.12 |
| Water | | | | |
| | 10/23/2019 | FPUD - Wellness Center - 7720-003 | Oct account chgs and credit - E. Mission Road | \$ (291.90) |
| | 10/23/2019 | FPUD - Wellness Center - 7720-002 | Meter 14359987; Account No. 7720-002; 9/24-10/23/19 | \$ 54.10 |
| | 11/26/2019 | FPUD - Wellness Center - 7720-003 | Nov. account chgs and credit - E. Mission Road | \$ (383.15) |
| | 11/26/2019 | FPUD - Wellness Center - 7720-002 | Meter 14359987; Account No. 7720-002; 10/24-11/26/19 | \$ 54.10 |
| | 12/17/2019 | FPUD - Wellness Center - 7720-003 | Dec. account chgs and credit - E. Mission Road | \$ (298.92) |
| | 12/17/2019 | FPUD - Wellness Center - 7720-002 | Meter 14359987; Account No. 7720-002; 11/27-12/17/19 | \$ 54.10 |
| Waste Management | | | | |
| | 10/01/2019 | Fallbrook Waste - 446183 Wellness Ctr | Acct. No. 20-T1 446183 Oct-Nov 2019 | \$ 72.00 |
| | 12/01/2019 | Fallbrook Waste - 446183 Wellness Ctr | Mission Rd. Acct. 20-T1 446183; Dec 2019-Jan 2020 | \$ 72.00 |
| Landscape - Grounds Environment | | | | |
| | 10/31/2019 | Ramirez Landscaping & Tree Service | E. Mission Rd. - monthly landscape maintenance | \$ 700.00 |
| | 11/30/2019 | Ramirez Landscaping & Tree Service | E. Mission Rd. - monthly landscape maintenance | \$ 700.00 |
| | 12/31/2019 | Ramirez Landscaping & Tree Service | E. Mission Rd. - monthly landscape maintenance | \$ 700.00 |
| Custodial Services | | | | |
| | 10/22/2019 | Aztec Cleaning & Maintenance | E. Mission Rd. cleaning; Inv. 250927 | \$ 200.00 |
| | 10/29/2019 | Aztec Cleaning & Maintenance | E. Mission Rd. cleaning; inv. 250929 | \$ 100.00 |
| | 11/12/2019 | Aztec Cleaning & Maintenance | E. Mission Rd. cleaning; inv. 250933 | \$ 100.00 |
| | 12/03/2019 | Aztec Cleaning & Maintenance | E. Mission Rd. cleaning; inv. 250936 | \$ 100.00 |
| | 12/10/2019 | Aztec Cleaning & Maintenance | E. Mission Rd. cleaning; inv. 250938 | \$ 100.00 |
| | 12/17/2019 | Aztec Cleaning & Maintenance | E. Mission Rd. cleaning; inv. 250940 | \$ 100.00 |
| | 12/31/2019 | Aztec Cleaning & Maintenance | E. Mission Rd. cleaning; inv. 250944 | \$ 100.00 |
| Maintenance Services & Repairs | | | | |
| | 10/01/2019 | 24 Hour Fire Protection, Inc. | Inv. 5627304; E. Mission Rd. Fire Extinguisher Service Call | \$ 19.95 |
| | 10/01/2019 | 24 Hour Fire Protection, Inc. | Inv. 5627304; E. Mission Rd. Fire Extinguisher Annual Inspect | \$ 150.00 |
| | 10/01/2019 | 24 Hour Fire Protection, Inc. | Inv. 5627304; E. Mission Rd. Fire Extinguisher Safety Seal | \$ 9.50 |
| | 10/01/2019 | 24 Hour Fire Protection, Inc. | Inv. 5627304; E. Mission Rd. Sales Tax | \$ 0.74 |
| | 10/10/2019 | Sun Realty | Reimbursement: E. Mission water heater replacement | \$ 200.00 |
| | 10/10/2019 | Sun Realty | Reimbursement: E. Mission water heater repair | \$ 125.00 |
| | 10/10/2019 | Sun Realty | Reimbursement: E. Mission labor charges | \$ 106.50 |
| | 10/13/2019 | Chisholm, John | E. Mission Rd.: gutters cleaned | \$ 120.00 |
| | 11/09/2019 | Rubright, Todd | Safety paint on E. Mission Road steps | \$ 115.00 |
| | 11/13/2019 | Sun Realty | E. Mission Rd. paint for island | \$ 31.45 |
| | 11/13/2019 | Sun Realty | E. Mission Rd. labor for painting island | \$ 21.00 |
| | 12/12/2019 | Sun Realty | E. Mission Rd. supplies - reflective paint/tape for island | \$ 31.45 |
| Fire Alarm System | | | | |
| | 10/11/2019 | Aztec Fire & Safety, Inc. | Inv. 5694972; E. Mission Rd. service charge | \$ 45.00 |
| Property Manager | | | | |
| | 10/10/2019 | Sun Realty | E. Mission Rd. - Property mgmt. | \$ 337.50 |
| | 11/10/2019 | Sun Realty | E. Mission Rd. re: improvements and tenant | \$ 562.50 |
| | 12/11/2019 | Sun Realty | E. Mission Rd. re: tenant, landscaping, drainage, tree removal | \$ 618.75 |
| Office Expenses | | | | |
| Communications | | | | |
| | 10/08/2019 | AT&T 1636 E. Mission Rd. | Acct. No. 289713009; E. Mission Road | \$ 94.56 |
| | 11/08/2019 | AT&T 1636 E. Mission Rd. | Acct. No. 289713009; E. Mission Road | \$ 88.30 |
| | 12/08/2019 | AT&T 1636 E. Mission Rd. | Acct. No. 289713009; E. Mission Rd. | \$ 88.30 |
| Independent Contract Services | | | | |
| | 11/12/2019 | Key, Darren | Labor at E. Mission to set up chairs for OA mtgs. | \$ 82.50 |
| | 12/12/2019 | Sun Realty | E. Mission Rd. labor - paint island with reflective paint | \$ 121.00 |
| Consultant Fees | | | | |
| | 11/30/2019 | Scott & Jackson Esq. | Roofing project hours - E. Mission | \$ 175.00 |
| 122.032 - E. Mission Road Improvements | | | | |
| | 10/04/2019 | Magellan, A. D | Inv. 1571; Add'l. Bid Facilitation Services | \$ 600.00 |
| | 10/29/2019 | Whalen, J. & Associates | Inv. 19-300-07; E. Mission Road zoning/permit | \$ 1,357.23 |
| | 11/12/2019 | Whalen, J. & Associates | Inv. 19-300-08; E. Mission Road zoning/permit | \$ 451.75 |
| | 12/17/2019 | Ramirez Landscaping | Inv. 3445; 400' of drain pipe; 8 catch basin boxes | \$ 4,980.00 |
| | 12/20/2019 | Whalen, J. & Associates | Inv. 19-300-09; E. Mission Road zoning/permit | \$ 1,099.59 |
| OCT-DEC 2019 TOTAL: | | | | \$ 16,122.08 |
| COMMUNITY INVESTMENT FUND ENDING BALANCE 12/31/19: | | | | \$ 9,501,369.57 |

**FALLBROOK REGIONAL HEALTH DISTRICT
OPERATIONS ACCOUNT
As of December 31, 2019**

| Type | Date | Num | Name | Memo | Debit | Credit | Balance |
|--|----------|-------|--------------------------|-------------------|----------|-----------|------------|
| 102.3 - Cash in Bank-P.W. Oper. Acct. | | | | | | | 570,132.24 |
| Check | 10/01/19 | 10839 | Mireya Banuelos | Reimburseme... | | 13.98 | 570,118.26 |
| Check | 10/02/19 | | Microsoft Office | Microsoft Offi... | | 49.50 | 570,068.76 |
| Check | 10/03/19 | 10840 | Rachel Mason-Runn... | Reimburseme... | | 576.64 | 569,492.12 |
| Bill Pmt -C... | 10/04/19 | 10841 | A+ Urgent Care, Inc. | September 2... | | 8,000.00 | 561,492.12 |
| Bill Pmt -C... | 10/04/19 | 10842 | AT&T - phone lines | 7607318344-... | | 225.46 | 561,266.66 |
| Bill Pmt -C... | 10/04/19 | 10843 | Aztec Cleaning & M... | | | 360.00 | 560,906.66 |
| Bill Pmt -C... | 10/04/19 | 10844 | Bonsall Chamber of ... | Annual Bonsa... | | 40.00 | 560,866.66 |
| Bill Pmt -C... | 10/04/19 | 10845 | Culligan of Escondido | 244004 | | 19.90 | 560,846.76 |
| Bill Pmt -C... | 10/04/19 | 10846 | Fallbrook Chamber ... | Christmas pol... | | 50.00 | 560,796.76 |
| Bill Pmt -C... | 10/04/19 | 10847 | Fallbrook Directory | Acct. No. 760... | | 191.67 | 560,605.09 |
| Bill Pmt -C... | 10/04/19 | 10848 | Fallbrook Rooter & ... | Inv. 19657; sn... | | 629.90 | 559,975.19 |
| Bill Pmt -C... | 10/04/19 | 10849 | Fallbrook Waste - 4... | Acct. No. 20-... | | 72.00 | 559,903.19 |
| Bill Pmt -C... | 10/04/19 | 10850 | Fallbrook Waste - F... | 20-T1 441078 | | 78.50 | 559,824.69 |
| Bill Pmt -C... | 10/04/19 | 10851 | FPUD - 7720-001 | 7720-001 | | 165.10 | 559,659.59 |
| Bill Pmt -C... | 10/04/19 | 10852 | FPUD - 7721-000 | 7721-000 | | 54.10 | 559,605.49 |
| Bill Pmt -C... | 10/04/19 | 10853 | FPUD - Wellness C... | 7720-002 | | 54.10 | 559,551.39 |
| Bill Pmt -C... | 10/04/19 | 10854 | Holmes, Rob | September 20... | | 3,437.50 | 556,113.89 |
| Bill Pmt -C... | 10/04/19 | 10855 | Impact Marketing & ... | | | 613.79 | 555,500.10 |
| Bill Pmt -C... | 10/04/19 | 10856 | Konica Minolta Leas... | 061-0116888-... | | 810.14 | 554,689.96 |
| Bill Pmt -C... | 10/04/19 | 10857 | L & M Enterprises, L... | Adobe cc cha... | | 67.96 | 554,622.00 |
| Bill Pmt -C... | 10/04/19 | 10858 | L.C. Paving & Sealin... | Inv. 6253-01; ... | | 88,927.12 | 465,694.88 |
| Bill Pmt -C... | 10/04/19 | 10859 | Magellan, A.D. | Inv. 1551; Ad... | | 2,475.00 | 463,219.88 |
| Bill Pmt -C... | 10/04/19 | 10860 | Pitney Bowes - Lease | 0018137865 | | 77.32 | 463,142.56 |
| Bill Pmt -C... | 10/04/19 | 10861 | Quest Diagnostics | Inv. 91842077... | | 544.00 | 462,598.56 |
| Bill Pmt -C... | 10/04/19 | 10862 | Rotary Club of Fallbr... | Rachel Maso... | | 215.00 | 462,383.56 |
| Bill Pmt -C... | 10/04/19 | 10863 | Scott & Jackson Esq. | Professional s... | | 7,087.50 | 455,296.06 |
| Bill Pmt -C... | 10/04/19 | 10864 | SDG&E - East Missi... | 5182 613 597 1 | | 470.12 | 454,825.94 |
| Bill Pmt -C... | 10/04/19 | 10865 | SDG&E FHD - 6994 | 40605976994 | | 1,038.27 | 453,787.67 |
| Bill Pmt -C... | 10/04/19 | 10866 | Village News | 1641 | | 50.00 | 453,737.67 |
| Bill Pmt -C... | 10/04/19 | 10867 | Woodward, Susan | September 20... | | 1,000.00 | 452,737.67 |
| Bill Pmt -C... | 10/07/19 | 10869 | Kathleen Bogle | September ac... | | 850.00 | 451,887.67 |
| Bill Pmt -C... | 10/07/19 | 10870 | Magellan, A.D. | Inv. 1571; Ad... | | 1,800.00 | 450,087.67 |
| Check | 10/07/19 | 10871 | Petty Cash | Replenish Pet... | | 250.00 | 449,837.67 |
| Check | 10/07/19 | 10868 | Fallbrook Regional ... | VOID: Replen... | 0.00 | | 449,837.67 |
| Deposit | 10/07/19 | | | Deposit | 3,500.00 | | 453,337.67 |
| Deposit | 10/07/19 | | A+ Urgent Care, Inc. | October Leas... | 2,800.00 | | 456,137.67 |
| Deposit | 10/09/19 | | | Deposit | 226.00 | | 456,363.67 |
| General Jo... | 10/09/19 | 10-15 | | Payroll Tax C... | | 449.09 | 455,914.58 |
| General Jo... | 10/09/19 | 10-16 | | IRS Tax Pay... | | 2,476.39 | 453,438.19 |
| General Jo... | 10/09/19 | 10-2 | Rachel Mason-Runn... | SALARY: Ma... | | 3,489.94 | 449,948.25 |
| General Jo... | 10/09/19 | 10-6 | Pamela Knox | SALARY: Knox | | 1,280.92 | 448,667.33 |
| General Jo... | 10/09/19 | 10-8 | Mireya Banuelos | SALARY: Ban... | | 1,323.13 | 447,344.20 |
| General Jo... | 10/09/19 | 10-4 | Linda Bannerman | SALARY: Ban... | | 1,502.80 | 445,841.40 |
| Bill Pmt -C... | 10/16/19 | 10872 | AT&T U-Verse - co... | 146524365 | | 64.70 | 445,776.70 |
| Bill Pmt -C... | 10/16/19 | 10873 | Aztec Cleaning & M... | | | 360.00 | 445,416.70 |
| Bill Pmt -C... | 10/16/19 | 10874 | Aztec Fire & Safety, ... | Inv. 5694972;... | | 45.00 | 445,371.70 |
| Bill Pmt -C... | 10/16/19 | 10875 | Fallbrook Motors Se... | Inv. 7503; gas... | | 1,213.57 | 444,158.13 |
| Bill Pmt -C... | 10/16/19 | 10876 | Iron Mountain SX-302 | SX302/Fallbro... | | 1,695.03 | 442,463.10 |
| Bill Pmt -C... | 10/16/19 | 10877 | Key, Darren | Labor to remo... | | 182.50 | 442,280.60 |
| Bill Pmt -C... | 10/16/19 | 10878 | Palomar Mountain P... | 45919 | | 17.19 | 442,263.41 |
| Bill Pmt -C... | 10/16/19 | 10879 | Streamline | Website mont... | | 200.00 | 442,063.41 |
| Bill Pmt -C... | 10/16/19 | 10880 | Sun Realty | | | 1,592.79 | 440,470.62 |
| Bill Pmt -C... | 10/16/19 | 10881 | Termin-8 Pest Control | 138 S. Brand... | | 125.00 | 440,345.62 |
| Bill Pmt -C... | 10/16/19 | 10882 | L & M Enterprises, L... | Reimburseme... | | 51.68 | 440,293.94 |
| Check | 10/18/19 | 10883 | Petty Cash | Replenish Pet... | | 250.00 | 440,043.94 |
| Check | 10/18/19 | 10884 | Rachel Mason-Runn... | Reimburseme... | | 1,315.52 | 438,728.42 |
| Check | 10/18/19 | 10885 | Schwab, Charles & ... | Acct. 4899-28... | | 1,100.00 | 437,628.42 |
| Check | 10/23/19 | 10886 | Rosalee, Tracy Ann | 10/5-10/18/19... | | 1,019.13 | 436,609.29 |
| General Jo... | 10/23/19 | 10-17 | | Payroll tax CA... | | 485.20 | 436,124.09 |
| General Jo... | 10/23/19 | 10-18 | | IRS Tax Pay... | | 2,626.39 | 433,497.70 |
| General Jo... | 10/23/19 | 10-3 | Rachel Mason-Runn... | SALARY: Ma... | | 3,774.48 | 429,723.22 |
| General Jo... | 10/23/19 | 10-7 | Pamela Knox | SALARY: Knox | | 1,259.01 | 428,464.21 |
| General Jo... | 10/23/19 | 10-9 | Mireya Banuelos | SALARY: Ban... | | 1,534.32 | 426,929.89 |
| General Jo... | 10/23/19 | 10-5 | Linda Bannerman | SALARY: Ban... | | 1,374.72 | 425,555.17 |
| Bill Pmt -C... | 10/23/19 | 10887 | 24 Hour Fire Protect... | Inv. 5627304;... | | 180.19 | 425,374.98 |
| Bill Pmt -C... | 10/23/19 | 10888 | AT&T - phone lines | 7607318344-... | | 235.17 | 425,139.81 |
| Bill Pmt -C... | 10/23/19 | 10889 | AT&T 1636 E. Missi... | 289713009 | | 94.56 | 425,045.25 |

**FALLBROOK REGIONAL HEALTH DISTRICT
OPERATIONS ACCOUNT
As of December 31, 2019**

| Type | Date | Num | Name | Memo | Debit | Credit | Balance |
|----------------|----------|-------|--------------------------|--------------------|-----------|-----------|------------|
| Bill Pmt -C... | 10/23/19 | 10890 | Aztec Cleaning & M... | | | 380.00 | 424,665.25 |
| Bill Pmt -C... | 10/23/19 | 10891 | CalPERS | 1559595490 | | 2,298.59 | 422,366.66 |
| Bill Pmt -C... | 10/23/19 | 10892 | CSDA-State | 1589 | | 6,191.00 | 416,175.66 |
| Bill Pmt -C... | 10/23/19 | 10893 | Hester, Cory | Brandon Rd. -... | | 2,100.00 | 414,075.66 |
| Bill Pmt -C... | 10/23/19 | 10894 | Konica Minolta Leas... | 061-0116888-... | | 810.14 | 413,265.52 |
| Bill Pmt -C... | 10/23/19 | 10895 | Specialized Elevator... | October Elev... | | 191.00 | 413,074.52 |
| Bill Pmt -C... | 10/28/19 | 10896 | FPUD - 7720-001 | 7720-001 | | 150.15 | 412,924.37 |
| Bill Pmt -C... | 10/28/19 | 10897 | FPUD - 7721-000 | 7721-000 | | 54.10 | 412,870.27 |
| Bill Pmt -C... | 10/28/19 | 10898 | SDG&E - East Missi... | 5182 613 597 1 | | 493.98 | 412,376.29 |
| Bill Pmt -C... | 10/28/19 | 10899 | SDG&E FHD - 6994 | 40605976994 | | 640.79 | 411,735.50 |
| Bill Pmt -C... | 10/28/19 | 10901 | FPUD - Wellness C... | 7720-002 | | 54.10 | 411,681.40 |
| Bill Pmt -C... | 10/30/19 | 10902 | Aztec Cleaning & M... | | | 280.00 | 411,401.40 |
| Bill Pmt -C... | 10/30/19 | 10903 | L & M Enterprises, I... | October book... | | 4,432.50 | 406,968.90 |
| General Jo... | 10/31/19 | 10-19 | | IRS Tax Pay... | | 306.00 | 406,662.90 |
| General Jo... | 10/31/19 | 10-14 | Kate Schwartz-Frates | STIPEND: Sc... | | 184.70 | 406,478.20 |
| General Jo... | 10/31/19 | 10-10 | Howard Salmon | STIPEND: Sa... | | 461.75 | 406,016.45 |
| General Jo... | 10/31/19 | 10-11 | Barbara Mroz | STIPEND-Mroz | | 461.75 | 405,554.70 |
| General Jo... | 10/31/19 | 10-13 | William Leach | STIPEND: Le... | | 369.40 | 405,185.30 |
| General Jo... | 10/31/19 | 10-12 | Jennifer Jeffries | STIPEND: Jef... | | 369.40 | 404,815.90 |
| Bill Pmt -C... | 10/31/19 | 10900 | A+ Urgent Care, Inc. | October 2019... | | 8,000.00 | 396,815.90 |
| General Jo... | 10/31/19 | 10-28 | | September pr... | 27,118.51 | | 423,934.41 |
| Deposit | 11/01/19 | | | Deposit | 3,500.00 | | 427,434.41 |
| Check | 11/02/19 | | Microsoft Office | Microsoft Offi... | | 49.50 | 427,384.91 |
| Check | 11/04/19 | 10904 | Be Well Therapy | CHC 338 - P... | | 5,928.50 | 421,456.41 |
| Check | 11/04/19 | 10905 | Boys & Girls Club - ... | CHC 340 - P... | | 10,000.00 | 411,456.41 |
| Check | 11/04/19 | 10906 | Community Health ... | CHC 341 - P... | | 30,000.00 | 381,456.41 |
| Check | 11/04/19 | 10907 | D'vine Path, Inc. | CHC 342 - P... | | 1,910.00 | 379,546.41 |
| Check | 11/04/19 | 10908 | Fallbrook Citizens - ... | CHC 344 - P... | | 2,825.00 | 376,721.41 |
| Check | 11/04/19 | 10909 | Fallbrook Food Pantry | CHC 345 - P... | | 32,500.00 | 344,221.41 |
| Check | 11/04/19 | 10910 | Foundation for Seni... | CHC 346 - P... | | 15,572.00 | 328,649.41 |
| Check | 11/04/19 | 10911 | Foundation for Seni... | CHC 347 - P... | | 10,438.74 | 318,210.67 |
| Check | 11/04/19 | 10912 | Foundation for Seni... | CHC 348 - P... | | 23,644.86 | 294,565.81 |
| Check | 11/04/19 | 10913 | Foundation for Seni... | CHC 349 - P... | | 22,184.86 | 272,380.95 |
| Check | 11/04/19 | 10914 | Fallbrook Senior Citi... | CHC 350 - P... | | 31,250.00 | 241,130.95 |
| Check | 11/04/19 | 10915 | Fallbrook Smiles Pr... | CHC 351 - P... | | 22,545.00 | 218,585.95 |
| Check | 11/04/19 | 10916 | Mental Health Syste... | CHC 352 - P... | | 2,534.25 | 216,051.70 |
| Check | 11/04/19 | 10917 | Michelle's Place | CHC 353 - P... | | 8,040.50 | 208,011.20 |
| Check | 11/04/19 | 10918 | Neighborhood Healt... | CHC 354 - P... | | 3,750.00 | 204,261.20 |
| Check | 11/04/19 | 10919 | NORTH COUNTY C... | CHC 355 - P... | | 1,305.00 | 202,956.20 |
| Check | 11/04/19 | 10920 | Palomar Family Cou... | CHC 356 - P... | | 16,855.75 | 186,100.45 |
| Check | 11/04/19 | 10921 | Reins | CHC 357 - P... | | 15,000.00 | 171,100.45 |
| Check | 11/04/19 | 10922 | Reins | CHC 358 - P... | | 9,716.25 | 161,384.20 |
| Check | 11/04/19 | 10923 | Trauma Intervention... | CHC 359 - P... | | 2,500.00 | 158,884.20 |
| Check | 11/04/19 | 10924 | Mireya Banuelos | Reimburseme... | | 78.31 | 158,805.89 |
| Bill Pmt -C... | 11/04/19 | 10925 | Culligan of Escondido | 244004 | | 19.90 | 158,785.99 |
| Bill Pmt -C... | 11/04/19 | 10926 | Employment Develo... | Ltr. ID: ID L15... | | 422.00 | 158,363.99 |
| Bill Pmt -C... | 11/04/19 | 10927 | Fallbrook Rooter & ... | Inv. 19733; sn... | | 210.00 | 158,153.99 |
| Bill Pmt -C... | 11/04/19 | 10928 | Fechter & Company,... | 6/30/2019 Au... | | 840.00 | 157,313.99 |
| Bill Pmt -C... | 11/04/19 | 10929 | Glennie's Office Pro... | 6493 | | 171.40 | 157,142.59 |
| Bill Pmt -C... | 11/04/19 | 10930 | Impact Marketing & ... | Inv. IN19-362... | | 919.69 | 156,222.90 |
| Bill Pmt -C... | 11/04/19 | 10931 | Key, Darren | Labor/materia... | | 155.75 | 156,067.15 |
| Bill Pmt -C... | 11/04/19 | 10932 | L & M Enterprises, I... | Reimburseme... | | 67.96 | 155,999.19 |
| Bill Pmt -C... | 11/04/19 | 10933 | Magellan, A.D. | Inv. 1590; Ad... | | 8,250.00 | 147,749.19 |
| Bill Pmt -C... | 11/04/19 | 10934 | Ramirez Landscapin... | | | 1,100.00 | 146,649.19 |
| Bill Pmt -C... | 11/04/19 | 10935 | Rosalee, Tracy Ann | 10/19-11/1/19... | | 1,251.63 | 145,397.56 |
| Bill Pmt -C... | 11/04/19 | 10936 | Springston Design, ... | Inv. 3855; Bi... | | 190.00 | 145,207.56 |
| Bill Pmt -C... | 11/04/19 | 10937 | Termin-8 Pest Control | 138 S. Brand... | | 125.00 | 145,082.56 |
| Bill Pmt -C... | 11/04/19 | 10938 | ULINE | Cust. No. 148... | | 225.52 | 144,857.04 |
| Bill Pmt -C... | 11/04/19 | 10939 | Village News | 1641 | | 650.00 | 144,207.04 |
| Bill Pmt -C... | 11/04/19 | 10940 | Whalen, J. & Associ... | Inv. 19-300-0... | | 1,357.23 | 142,849.81 |
| Bill Pmt -C... | 11/04/19 | 10941 | Woodward, Susan | October 2019... | | 1,000.00 | 141,849.81 |
| Deposit | 11/04/19 | | | Deposit | 2,800.00 | | 144,649.81 |
| Bill Pmt -C... | 11/06/19 | 10942 | Aztec Cleaning & M... | Office cleanin... | | 180.00 | 144,469.81 |
| Bill Pmt -C... | 11/06/19 | 10943 | CSDA, SD Chapter | 11/21/19 dinn... | | 30.00 | 144,439.81 |
| Bill Pmt -C... | 11/06/19 | 10944 | Holmes, Rob | October 2019... | | 1,375.00 | 143,064.81 |
| Bill Pmt -C... | 11/06/19 | 10945 | Impact Marketing & ... | Inv. IN19-368... | | 378.75 | 142,686.06 |
| Check | 11/06/19 | 10946 | Scott & Jackson Esq. | VOID | 0.00 | | 142,686.06 |
| Bill Pmt -C... | 11/06/19 | 10947 | Scott & Jackson Esq. | Professional s... | | 4,515.00 | 138,171.06 |

**FALLBROOK REGIONAL HEALTH DISTRICT
OPERATIONS ACCOUNT
As of December 31, 2019**

| Type | Date | Num | Name | Memo | Debit | Credit | Balance |
|----------------|----------|---------|--------------------------|-------------------|-----------|-----------|------------|
| General Jo... | 11/06/19 | 11-15 | | Payroll Tax C... | | 399.65 | 137,771.41 |
| General Jo... | 11/06/19 | 11-16 | | IRS Tax Pay... | | 2,284.75 | 135,486.66 |
| General Jo... | 11/06/19 | 11-4 | Linda Bannerman | SALARY: Ban... | | 1,538.41 | 133,948.25 |
| General Jo... | 11/06/19 | 11-8 | Mireya Banuelos | SALARY: Ban... | | 1,187.88 | 132,760.37 |
| General Jo... | 11/06/19 | 11-6 | Pamela Knox | SALARY: Knox | | 1,346.56 | 131,413.81 |
| General Jo... | 11/06/19 | 11-2 | Rachel Mason-Runn... | SALARY: Ma... | | 3,198.84 | 128,214.97 |
| Check | 11/12/19 | 10948 | Petty Cash | Replenish Pet... | | 250.00 | 127,964.97 |
| Bill Pmt -C... | 11/13/19 | 10949 | AT&T U-Verse - co... | 146524365 | | 77.80 | 127,887.17 |
| Bill Pmt -C... | 11/13/19 | 10950 | Aztec Cleaning & M... | Office cleanin... | | 180.00 | 127,707.17 |
| Bill Pmt -C... | 11/13/19 | 10951 | Chisholm, John | E. Mission Rd... | | 120.00 | 127,587.17 |
| Bill Pmt -C... | 11/13/19 | 10952 | First Impulse | | | 13,089.46 | 114,497.71 |
| Bill Pmt -C... | 11/13/19 | 10953 | Hester, Cory | Brandon Rd. -... | | 918.00 | 113,579.71 |
| Bill Pmt -C... | 11/13/19 | 10954 | Iron Mountain SX-302 | SX302/Fallbro... | | 1,795.89 | 111,783.82 |
| Bill Pmt -C... | 11/13/19 | 10955 | Jim's Sign Shop | Inv. 0547 - tw... | | 122.84 | 111,660.98 |
| Bill Pmt -C... | 11/13/19 | 10956 | Key, Darren | Labor/materia... | | 683.85 | 110,977.13 |
| Bill Pmt -C... | 11/13/19 | 10957 | L.C. Paving & Sealin... | Project period... | | 48,247.08 | 62,730.05 |
| Bill Pmt -C... | 11/13/19 | 10958 | Ramirez Landscapin... | | | 1,100.00 | 61,630.05 |
| Bill Pmt -C... | 11/13/19 | 10959 | Specialized Elevator... | November El... | | 191.00 | 61,439.05 |
| Bill Pmt -C... | 11/13/19 | 10960 | Streamline | Website mont... | | 200.00 | 61,239.05 |
| Check | 11/20/19 | 10961 | Karen Schwartz-Frat... | Reimburseme... | | 360.87 | 60,878.18 |
| Check | 11/20/19 | 10962 | Pamela Knox | Reimburse - ... | | 440.00 | 60,438.18 |
| Bill Pmt -C... | 11/20/19 | 10963 | AT&T 1636 E. Missi... | 289713009 | | 88.30 | 60,349.88 |
| Bill Pmt -C... | 11/20/19 | 10964 | Aztec Cleaning & M... | | | 280.00 | 60,069.88 |
| Bill Pmt -C... | 11/20/19 | 10965 | County of San Dieg... | Trust Acct. N... | | 2,100.00 | 57,969.88 |
| Bill Pmt -C... | 11/20/19 | 10966 | Impact Marketing & ... | Inv. IN19-384... | | 337.70 | 57,632.18 |
| Bill Pmt -C... | 11/20/19 | 10967 | Key, Darren | Labor at E. Mi... | | 82.50 | 57,549.68 |
| Bill Pmt -C... | 11/20/19 | 10968 | Rosalee, Tracy Ann | Weeks endin... | | 992.00 | 56,557.68 |
| Bill Pmt -C... | 11/20/19 | 10969 | Rubright, Todd | Safety paint o... | | 115.00 | 56,442.68 |
| Bill Pmt -C... | 11/20/19 | 10970 | Schwab, Charles & ... | Acct. 4899-2... | | 1,100.00 | 55,342.68 |
| Bill Pmt -C... | 11/20/19 | 10971 | Springston Design, ... | | | 2,134.47 | 53,208.21 |
| General Jo... | 11/20/19 | 11-17 | | Payroll tax CA... | | 492.43 | 52,715.78 |
| General Jo... | 11/20/19 | 11-18 | | IRS Tax Pay... | | 2,638.79 | 50,076.99 |
| General Jo... | 11/20/19 | 11-5 | Linda Bannerman | SALARY: Ban... | | 1,520.61 | 48,556.38 |
| General Jo... | 11/20/19 | 11-9 | Mireya Banuelos | SALARY: Ban... | | 1,570.90 | 46,985.48 |
| General Jo... | 11/20/19 | 11-7 | Pamela Knox | SALARY: Knox | | 1,360.49 | 45,624.99 |
| General Jo... | 11/20/19 | 11-3 | Rachel Mason-Runn... | SALARY: Ma... | | 3,489.94 | 42,135.05 |
| Check | 11/27/19 | 10972 | Linda Bannerman | Reimburseme... | | 432.14 | 41,702.91 |
| Bill Pmt -C... | 11/27/19 | 10973 | A+ Urgent Care, Inc. | November 20... | | 8,000.00 | 33,702.91 |
| Bill Pmt -C... | 11/27/19 | 10974 | AT&T - phone lines | 7607318344-... | | 259.26 | 33,443.65 |
| Bill Pmt -C... | 11/27/19 | 10975 | CalPERS | 1559595490 | | 2,298.59 | 31,145.06 |
| Bill Pmt -C... | 11/27/19 | 10976 | Konica Minolta Leas... | 061-0116888-... | | 810.14 | 30,334.92 |
| Bill Pmt -C... | 11/27/19 | 10977 | L & M Enterprises, I... | November bo... | | 4,517.50 | 25,817.42 |
| Bill Pmt -C... | 11/27/19 | 10978 | Low Voltage | | | 8,798.00 | 17,019.42 |
| Bill Pmt -C... | 11/27/19 | 10979 | Rosalee, Tracy Ann | Weeks endin... | | 682.00 | 16,337.42 |
| Bill Pmt -C... | 11/27/19 | 10980 | Rotary Club of Fallbr... | Inv. 1766; Ra... | | 215.00 | 16,122.42 |
| Bill Pmt -C... | 11/27/19 | 10981 | SDG&E - East Missi... | 5182 613 597 1 | | 478.41 | 15,644.01 |
| Bill Pmt -C... | 11/27/19 | 10982 | SDG&E FHD - 6994 | 40605976994 | | 586.59 | 15,057.42 |
| Bill Pmt -C... | 11/27/19 | 10983 | Shred-it | Inv. 81286472... | | 324.80 | 14,732.62 |
| Bill Pmt -C... | 11/27/19 | 10984 | Sun Realty | | | 802.45 | 13,930.17 |
| Bill Pmt -C... | 11/27/19 | 10985 | Whalen, J. & Associ... | Inv. 19-300-0... | | 451.75 | 13,478.42 |
| General Jo... | 11/29/19 | 11-18 | | IRS Tax Pay... | | 351.90 | 13,126.52 |
| General Jo... | 11/30/19 | 11-32 | | 3rd Qtr Invest... | 32,000.00 | | 45,126.52 |
| General Jo... | 11/30/19 | 11-12 | Jennifer Jeffries | STIPEND: Jef... | | 461.75 | 44,664.77 |
| General Jo... | 11/30/19 | 11-13 | William Leach | STIPEND: Le... | | 461.75 | 44,203.02 |
| General Jo... | 11/30/19 | 11-11 | Barbara Mroz | STIPEND-Mroz | | 461.75 | 43,741.27 |
| General Jo... | 11/30/19 | 11-10 | Howard Salmon | STIPEND: Sa... | | 461.75 | 43,279.52 |
| General Jo... | 11/30/19 | 11-14 | Kate Schwartz-Frates | STIPEND: Sc... | | 277.05 | 43,002.47 |
| General Jo... | 11/30/19 | 11-33 | | October prop... | 74,890.12 | | 117,892.59 |
| General Jo... | 12/01/19 | SMW ... | ACHD | Reverse of G... | | 8,111.00 | 109,781.59 |
| Deposit | 12/02/19 | | | Deposit | 3,500.00 | | 113,281.59 |
| Deposit | 12/02/19 | | | Deposit | 40.90 | | 113,322.49 |
| Bill Pmt -C... | 12/02/19 | 10986 | Bonsall Chamber of ... | Membership r... | | 50.00 | 113,272.49 |
| Bill Pmt -C... | 12/02/19 | 10987 | Culligan of Escondido | 244004 | | 19.90 | 113,252.59 |
| Bill Pmt -C... | 12/02/19 | 10988 | Holmes, Rob | November 20... | | 1,345.39 | 111,907.20 |
| Bill Pmt -C... | 12/02/19 | 10989 | Magellan, A.D. | Inv. 1604; Pro... | | 8,250.00 | 103,657.20 |
| Bill Pmt -C... | 12/02/19 | 10990 | Springston Design, ... | Inv. 3884; Bi... | | 190.00 | 103,467.20 |
| Bill Pmt -C... | 12/02/19 | 10991 | Woodward, Susan | November ac... | | 1,000.00 | 102,467.20 |
| Check | 12/02/19 | | Microsoft Office | Microsoft Offi... | | 49.50 | 102,417.70 |

**FALLBROOK REGIONAL HEALTH DISTRICT
OPERATIONS ACCOUNT
As of December 31, 2019**

| Type | Date | Num | Name | Memo | Debit | Credit | Balance |
|----------------|----------|-------|-------------------------|-------------------|------------|-----------|------------|
| Check | 12/04/19 | 10992 | Linda Bannerman | Reimburseme... | | 104.63 | 102,313.07 |
| Check | 12/04/19 | 10993 | Mireya Banuelos | Reimburseme... | | 32.48 | 102,280.59 |
| Check | 12/04/19 | 10994 | Rachel Mason-Runn... | Reimburseme... | | 298.87 | 101,981.72 |
| Check | 12/04/19 | 10995 | Rachel Mason-Runn... | Reimburseme... | | 3,584.54 | 98,397.18 |
| Bill Pmt -C... | 12/04/19 | 10996 | Aztec Cleaning & M... | | | 280.00 | 98,117.18 |
| Bill Pmt -C... | 12/04/19 | 10997 | FPUD - 7720-001 | 7720-001 | | 180.06 | 97,937.12 |
| Bill Pmt -C... | 12/04/19 | 10998 | FPUD - 7721-000 | 7721-000 | | 54.10 | 97,883.02 |
| Bill Pmt -C... | 12/04/19 | 10999 | FPUD - Wellness C... | 7720-002 | | 54.10 | 97,828.92 |
| Bill Pmt -C... | 12/04/19 | 11000 | Low Voltage | Inv. 35802; Br... | | 145.04 | 97,683.88 |
| Bill Pmt -C... | 12/04/19 | 11001 | San Diego Fence C... | Inv. 19-2012; ... | | 5,992.00 | 91,691.88 |
| Bill Pmt -C... | 12/04/19 | 11002 | Scott & Jackson Esq. | VOID: Profes... | 0.00 | | 91,691.88 |
| Bill Pmt -C... | 12/04/19 | 11003 | Scott & Jackson Esq. | Professional s... | | 5,145.00 | 86,546.88 |
| General Jo... | 12/04/19 | 12-15 | | Payroll Tax C... | | 517.80 | 86,029.08 |
| General Jo... | 12/04/19 | 12-16 | | IRS Tax Pay... | | 2,676.52 | 83,352.56 |
| General Jo... | 12/04/19 | 12-2 | Rachel Mason-Runn... | SALARY: Ma... | | 3,489.94 | 79,862.62 |
| General Jo... | 12/04/19 | 12-4 | Linda Bannerman | SALARY: Ban... | | 1,633.34 | 78,229.28 |
| General Jo... | 12/04/19 | 12-8 | Mireya Banuelos | SALARY: Ban... | | 1,528.08 | 76,701.20 |
| General Jo... | 12/04/19 | 12-6 | Pamela Knox | SALARY: Knox | | 1,266.98 | 75,434.22 |
| Deposit | 12/04/19 | | | Deposit | 2,800.00 | | 78,234.22 |
| General Jo... | 12/10/19 | 12-35 | | November pro... | 690,741.30 | | 768,975.52 |
| Check | 12/11/19 | 11004 | Petty Cash | Replenish Pet... | | 250.00 | 768,725.52 |
| Bill Pmt -C... | 12/11/19 | 11005 | AT&T U-Verse - co... | 146524365 | | 68.55 | 768,656.97 |
| Bill Pmt -C... | 12/11/19 | 11006 | Aztec Cleaning & M... | | | 460.00 | 768,196.97 |
| Bill Pmt -C... | 12/11/19 | 11007 | County of San Dieg... | Trust Acct. N... | | 1,500.00 | 766,696.97 |
| Bill Pmt -C... | 12/11/19 | 11008 | Fallbrook Waste - 4... | Mission Rd. ... | | 72.00 | 766,624.97 |
| Bill Pmt -C... | 12/11/19 | 11009 | Fallbrook Waste - F... | 20-T1 441078 | | 78.50 | 766,546.47 |
| Bill Pmt -C... | 12/11/19 | 11010 | Glennie's Office Pro... | 6493 | | 189.10 | 766,357.37 |
| Bill Pmt -C... | 12/11/19 | 11011 | Iron Mountain SX-302 | SX302/Fallbro... | | 1,848.65 | 764,508.72 |
| Bill Pmt -C... | 12/11/19 | 11012 | Key, Darren | Labor at Bran... | | 401.25 | 764,107.47 |
| Bill Pmt -C... | 12/11/19 | 11013 | L & M Enterprises, I... | Reimburseme... | | 70.48 | 764,036.99 |
| Bill Pmt -C... | 12/11/19 | 11014 | NCFPD - N. Co. Fire... | EMSO Salary... | | 17,227.23 | 746,809.76 |
| Bill Pmt -C... | 12/11/19 | 11015 | Purchase Power (Pit... | 80009090097... | | 201.00 | 746,608.76 |
| Bill Pmt -C... | 12/11/19 | 11016 | Ramirez Landscapin... | | | 1,100.00 | 745,508.76 |
| Bill Pmt -C... | 12/11/19 | 11017 | Rosalee, Tracy Ann | Reimburseme... | | 40.40 | 745,468.36 |
| Bill Pmt -C... | 12/11/19 | 11018 | Specialized Elevator... | December El... | | 191.00 | 745,277.36 |
| Bill Pmt -C... | 12/11/19 | 11019 | Streamline | Website mont... | | 200.00 | 745,077.36 |
| Bill Pmt -C... | 12/11/19 | 11020 | Termin-8 Pest Control | 138 S. Brand... | | 125.00 | 744,952.36 |
| Check | 12/13/19 | 11021 | Mireya Banuelos | Reimburseme... | | 789.00 | 744,163.36 |
| Bill Pmt -C... | 12/16/19 | 11022 | Association of Fundr... | Rachel Maso... | | 335.00 | 743,828.36 |
| Bill Pmt -C... | 12/16/19 | 11023 | Low Voltage | Inv. 35923; Br... | | 210.00 | 743,618.36 |
| Bill Pmt -C... | 12/16/19 | 11024 | Rosalee, Tracy Ann | Weeks endin... | | 1,147.00 | 742,471.36 |
| Bill Pmt -C... | 12/16/19 | 11025 | Schwab, Charles & ... | Acct. 4899-2... | | 1,100.00 | 741,371.36 |
| Bill Pmt -C... | 12/16/19 | 11026 | Sun Realty | | | 1,014.95 | 740,356.41 |
| General Jo... | 12/18/19 | 12-17 | | Payroll Tax C... | | 426.26 | 739,930.15 |
| General Jo... | 12/18/19 | 12-18 | | IRS Tax Pay... | | 2,435.29 | 737,494.86 |
| General Jo... | 12/18/19 | 12-3 | Rachel Mason-Runn... | SALARY: Ma... | | 3,489.95 | 734,004.91 |
| General Jo... | 12/18/19 | 12-5 | Linda Bannerman | SALARY: Ban... | | 1,454.26 | 732,550.65 |
| General Jo... | 12/18/19 | 12-9 | Mireya Banuelos | SALARY: Ban... | | 1,372.68 | 731,177.97 |
| General Jo... | 12/18/19 | 12-7 | Pamela Knox | SALARY: Knox | | 1,318.71 | 729,859.26 |
| Bill Pmt -C... | 12/18/19 | 11027 | Aztec Cleaning & M... | | | 280.00 | 729,579.26 |
| Check | 12/18/19 | | GoDaddy.com | Annual servic... | | 71.88 | 729,507.38 |
| Check | 12/20/19 | 11028 | Linda Bannerman | Reimburseme... | | 215.52 | 729,291.86 |
| Check | 12/27/19 | 11029 | Pamela Knox | Reimburse - ... | | 215.22 | 729,076.64 |
| Check | 12/30/19 | 11030 | Pamela Knox | Reimburse - ... | | 416.00 | 728,660.64 |
| Bill Pmt -C... | 12/30/19 | 11031 | AT&T 1636 E. Missi... | 289713009 | | 88.30 | 728,572.34 |
| Bill Pmt -C... | 12/30/19 | 11032 | Aztec Cleaning & M... | Office cleanin... | | 180.00 | 728,392.34 |
| Bill Pmt -C... | 12/30/19 | 11033 | CalPERS | 1559595490 | | 2,661.33 | 725,731.01 |
| Bill Pmt -C... | 12/30/19 | 11034 | FPUD - 7720-001 | 7720-001 | | 165.10 | 725,565.91 |
| Bill Pmt -C... | 12/30/19 | 11035 | FPUD - 7721-000 | 7721-000 | | 54.10 | 725,511.81 |
| Bill Pmt -C... | 12/30/19 | 11036 | FPUD - Wellness C... | 7720-002 | | 54.10 | 725,457.71 |
| Bill Pmt -C... | 12/30/19 | 11037 | Konica Minolta Leas... | 061-0116888-... | | 810.14 | 724,647.57 |
| Bill Pmt -C... | 12/30/19 | 11038 | L & M Enterprises, I... | December bo... | | 4,250.00 | 720,397.57 |
| Bill Pmt -C... | 12/30/19 | 11039 | Ramirez Landscapin... | Inv. 3445: 40... | | 4,980.00 | 715,417.57 |
| Bill Pmt -C... | 12/30/19 | 11040 | Rosalee, Tracy Ann | Weeks endin... | | 1,116.00 | 714,301.57 |
| Bill Pmt -C... | 12/30/19 | 11041 | SDG&E - East Missi... | 5182 613 597 1 | | 457.12 | 713,844.45 |
| Bill Pmt -C... | 12/30/19 | 11042 | SDG&E FHD - 6994 | 40605976994 | | 592.90 | 713,251.55 |
| Bill Pmt -C... | 12/30/19 | 11043 | Springston Design, ... | Inv. 3898; Del... | | 2,950.31 | 710,301.24 |
| Bill Pmt -C... | 12/30/19 | 11044 | Whalen, J. & Associ... | Inv. 19-300-0... | | 1,099.59 | 709,201.65 |

FALLBROOK REGIONAL HEALTH DISTRICT OPERATIONS ACCOUNT

As of December 31, 2019

| Type | Date | Num | Name | Memo | Debit | Credit | Balance |
|---|----------|-------|----------------------|-------------------|-------------------|-------------------|-------------------|
| General Jo... | 12/31/19 | 12-19 | | IRS Tax Pay... | | 260.10 | 708,941.55 |
| Check | 12/31/19 | 11045 | A+ Urgent Care, Inc. | December 20... | 8,000.00 | | 700,941.55 |
| General Jo... | 12/31/19 | 12-34 | | Payroll tax CA... | 533.16 | | 700,408.39 |
| General Jo... | 12/31/19 | 12-35 | | IRS Tax Pay... | 2,753.77 | | 697,654.62 |
| General Jo... | 12/31/19 | 12-37 | | Payroll tax CA... | 5.54 | | 697,649.08 |
| General Jo... | 12/31/19 | 12-38 | | IRS Tax Pay... | 84.54 | | 697,564.54 |
| General Jo... | 12/31/19 | 12-37 | Rachel Mason-Runn... | SALARY: Ma... | 3,489.94 | | 694,074.60 |
| General Jo... | 12/31/19 | 12-36 | Linda Bannerman | SALARY: Ban... | 1,744.13 | | 692,330.47 |
| General Jo... | 12/31/19 | 12-36 | Linda Bannerman | Jan-Sept 201... | 84.63 | | 692,245.84 |
| General Jo... | 12/31/19 | 12-39 | Mireya Banuelos | SALARY: Ban... | 1,499.55 | | 690,746.29 |
| General Jo... | 12/31/19 | 12-39 | Mireya Banuelos | Jan-Dec 2019... | 102.96 | | 690,643.33 |
| General Jo... | 12/31/19 | 12-39 | Pamela Knox | SALARY: Kno... | 1,552.41 | | 689,090.92 |
| General Jo... | 12/31/19 | 12-39 | Pamela Knox | Jan-Dec 2019... | 317.40 | | 688,773.52 |
| General Jo... | 12/31/19 | 12-11 | Barbara Mroz | STIPEND-Mroz | 277.05 | | 688,496.47 |
| General Jo... | 12/31/19 | 12-10 | Howard Salmon | STIPEND: Sa... | 461.75 | | 688,034.72 |
| General Jo... | 12/31/19 | 12-12 | Jennifer Jeffries | STIPEND: Jef... | 369.40 | | 687,665.32 |
| General Jo... | 12/31/19 | 12-14 | Kate Schwartz-Frates | STIPEND: Sc... | 277.05 | | 687,388.27 |
| General Jo... | 12/31/19 | 12-13 | William Leach | STIPEND: Le... | 184.70 | | 687,203.57 |
| Total 102.3 - Cash in Bank-P.W. Oper. Acct. | | | | | 843,916.83 | 726,845.50 | 687,203.57 |
| TOTAL | | | | | 843,916.83 | 726,845.50 | 687,203.57 |