



**AGENDA  
FINANCE COMMITTEE**

**Wednesday, July 6, 2022 at 4:30 P.M.**

**Virtual and In-Person at Administrative Office, 1<sup>st</sup> Floor Community Room, 138 S. Brandon Rd., Fallbrook**

**In accordance with California Government Code Section 54953 teleconferencing will be used for this meeting. Board members, staff and members of the public will be able to participate by webinar by using the following link: <https://us02web.zoom.us/j/83340242977>**

**Meeting ID: 833 4024 2977. Participants will need to download the Zoom app on their mobile device. Members of the public will also be able to participate by telephone using the following dial in information: Dial in #: (310) 372-7549, Passcode 660448.**

Committee Members: Jennifer Jeffries & Barbara Mroz

Staff: CEO Rachel Mason, Executive Assistant Linda Bannerman, Administrative Officer Judith Oswald

Accountant: Susan Woodward

1. Call to Order/Roll Call
2. Public Comments - Announcement  
*Members of the public may address the Board regarding any item listed on the Agenda at the time the item is being considered. Members of the public attending in-person need to fill-out a "Request to Speak" card and those attending by webinar need to raise your hand at this time and identify the Agenda item they would like to speak on. The Board has a policy limiting any speaker to not more than five minutes.*
3. Review of Financial Statements for May 2022
  - Report 1 – Balance Sheet Comparison of May to April
  - Report 2 – Income Statement for the Month Ended May & Fiscal Year to Date
  - Report 3 – Profit & Loss Actual vs YTD Budget – May 2022
  - Report 4 – Approved Annual Budget July 2021 – June 2022
  - Report 5 – Local Agency Investment Fund (LAIF) Statement – May 2022
  - Report 6 – CalTrust Statement – May 2022
  - FRHD Compliance Report
  - Report 7 – Property Tax Revenue – July 2021 – May 2022
  - Report 8 – Check Detail Report as of May 2022
  - Report 9 – VISA Credit Card Statement – May 2022
4. Discussion Items
5. Board Member Comments and Future Agenda Items
6. Adjournment

I certify that on July 5, 2022, I posted a copy of the foregoing agenda near the regular meeting place of the Board of Directors of Fallbrook Regional Health District, said time being at least 24 hours in advance of the meeting. The American with Disabilities Act provides that no qualified individual with a disability shall be excluded from participation in or denied the benefits of District business. If you need assistance to participate in this meeting, please contact the District office 24 hours prior to the meeting at 760-731-9187.

A handwritten signature in blue ink that reads "Linda Bannerman".

Board Secretary/Clerk

**Fallbrook Regional Health District**  
**REPORT 1 - BALANCE SHEET COMPARISON**  
Comparison of May 2022 to April 2022

	May 31, 22	Apr 30, 22	\$ Change
<b>ASSETS</b>			
<b>Current Assets</b>			
<b>Checking/Savings</b>			
102.3 · Cash in Bank - Pacific Western	1,382,681.16	1,313,997.62	68,683.54
102.6 · Cash in Bank - LAIF	1,799,154.13	1,799,154.13	0.00
102.9 · Cash in Bank - CalTRUST	5,631,491.72	5,603,805.99	27,685.73
102.10 · Petty Cash	168.84	168.84	0.00
<b>Total Checking/Savings</b>	<b>8,813,495.85</b>	<b>8,717,126.58</b>	<b>96,369.27</b>
<b>Other Current Assets</b>			
104 · Prepaid Insurance	474.77	3,158.17	-2,683.40
107 · Tax Apportionment Receivable	15,970.76	107,485.67	-91,514.91
110 · Reimbursement Rec'ble - CIF	-1,343.91	-1,343.91	0.00
<b>Total Other Current Assets</b>	<b>15,101.62</b>	<b>109,299.93</b>	<b>-94,198.31</b>
<b>Total Current Assets</b>	<b>8,828,597.47</b>	<b>8,826,426.51</b>	<b>2,170.96</b>
<b>Fixed Assets</b>			
121 · Equipment	64,986.31	64,986.31	0.00
121.2 · Equipment Depreciation	-44,518.24	-43,853.92	-664.32
<b>122.0 · Assets</b>			
122.01 · S. Brandon Road	161,578.00	161,578.00	0.00
122.011 · S. Brandon Road Improvements	223,424.76	223,424.76	0.00
122.012 · S. Brandon Road Land	129,662.00	129,662.00	0.00
122.02 · E. Mission Road	1,451,502.84	1,441,539.86	9,962.98
122.021 · E. Mission Road Improvements	269,087.20	269,087.20	0.00
122.022 · E. Mission Road Land	360,629.00	360,629.00	0.00
122.04 · Accum Depr - All Buildings	-187,417.58	-183,283.99	-4,133.59
<b>Total 122.0 · Assets</b>	<b>2,408,466.22</b>	<b>2,402,636.83</b>	<b>5,829.39</b>
<b>Total Fixed Assets</b>	<b>2,428,934.29</b>	<b>2,423,769.22</b>	<b>5,165.07</b>
<b>Other Assets</b>			
130 · Note Receivable - East Alvarado	469,531.25	487,500.00	-17,968.75
<b>Total Other Assets</b>	<b>469,531.25</b>	<b>487,500.00</b>	<b>-17,968.75</b>
<b>TOTAL ASSETS</b>	<b><u>11,727,063.01</u></b>	<b><u>11,737,695.73</u></b>	<b><u>-10,632.72</u></b>
<b>LIABILITIES &amp; EQUITY</b>			
<b>Liabilities</b>			
<b>Current Liabilities</b>			
<b>Accounts Payable</b>			
140 · Accounts Payable	28,954.18	18,498.11	10,456.07
<b>Total Accounts Payable</b>	<b>28,954.18</b>	<b>18,498.11</b>	<b>10,456.07</b>

**Fallbrook Regional Health District**  
**REPORT 1 - BALANCE SHEET COMPARISON**  
Comparison of May 2022 to April 2022

---

	May 31, 22	Apr 30, 22	\$ Change
<b>Other Current Liabilities</b>			
203 - Accrued Payroll	14,693.84	13,757.61	936.23
204 - Accrued Vacation & Sick Leave	34,679.87	34,679.87	0.00
211 - Payroll Taxes Payable	5,878.70	5,197.07	681.63
213 - Simple Plan Payable	3,691.76	3,691.76	0.00
<b>Total Other Current Liabilities</b>	<u>58,944.17</u>	<u>57,326.31</u>	<u>1,617.86</u>
<b>Total Current Liabilities</b>	<u>87,898.35</u>	<u>75,824.42</u>	<u>12,073.93</u>
<b>Total Liabilities</b>	87,898.35	75,824.42	12,073.93
<b>Equity</b>			
302.2 - Community Investment Funds	9,053,578.12	9,053,578.12	0.00
300 - Unrestricted Operations Fund	2,276,458.41	2,276,458.41	0.00
Net Income	309,128.13	331,834.78	-22,706.65
<b>Total Equity</b>	<u>11,639,164.66</u>	<u>11,661,871.31</u>	<u>-22,706.65</u>
<b>TOTAL LIABILITIES &amp; EQUITY</b>	<u><u>11,727,063.01</u></u>	<u><u>11,737,695.73</u></u>	<u><u>-10,632.72</u></u>

**Fallbrook Regional Health District**  
**REPORT 2 - INCOME STATEMENT**  
For the Month Ended May 2022 & Fiscal Year to Date

	May 22	Jul '21 - Ma...
<b>Ordinary Income/Expense</b>		
<b>Income</b>		
400 · District Income		
402 · Property Tax Revenue	15,970.76	2,105,662.14
403 · Interest / Dividends	4,975.28	32,074.05
<b>Total 400 · District Income</b>	<b>20,946.04</b>	<b>2,137,736.19</b>
460 · Lease Income		
460.03 · Lease Income	0.00	3,500.00
570.00 · Wellness Center Income	200.00	200.00
<b>Total 460 · Lease Income</b>	<b>200.00</b>	<b>3,700.00</b>
<b>Total Income</b>	<b>21,146.04</b>	<b>2,141,436.19</b>
<b>Expense</b>		
600.99 · Returned Grant Money	0.00	-6,106.02
500 · Administrative Expenses		
500.01 · Communications	517.96	8,171.34
500.02 · IT Services	380.00	4,370.00
500.03 · Refreshments	0.00	2,765.44
500.04 · Office Expenses	533.70	10,903.12
500.05 · Utilities	749.75	11,953.22
500.06 · Independent Contract Services	0.00	8,130.38
500.07 · Maintenance Services & Repairs	2,817.58	27,908.85
500.08 · Vehicle Expenses	0.00	296.89
500.10 · Salaries	26,913.96	336,939.82
500.12 · Payroll Taxes	7,907.22	38,766.27
500.14 · W/C Insurance	200.75	1,793.50
500.15 · Employee Health & Welfare	3,647.03	40,823.45
500.16 · Board Stipends	1,155.00	17,325.00
500.17 · Education & Conferences	527.67	6,913.18
500.18 · Dues & Subscriptions	838.15	28,383.61
500.19 · Insurance - General	1,833.36	20,216.96
500.20 · Independent Accounting Services	1,000.00	21,507.50
500.21 · Annual Independent Audit	0.00	15,084.27
500.22 · Medical Records Store & Service	0.00	23,830.70
500.23 · General Counsel	0.00	28,140.00
500.29 · Dist Promotions & Publications	1,145.00	8,384.69
500.30 · Simple IRA Expense	796.90	7,777.18
500.33 · Copier Lease	899.85	9,535.45
500.36 · Accrued Vacation & Sick Leave	0.00	5,032.36
500.40 · Office Equipment	72.19	4,124.80
<b>Total 500 · Administrative Expenses</b>	<b>51,936.07</b>	<b>689,077.98</b>
570 · Comm. Health & Wellness Center		
570.01 · Communications	255.94	2,530.70
570.04 · Office Expenses	1,365.00	5,076.43
570.05 · Utilities	1,294.02	12,888.26
570.06 · Independent Contract Services	0.00	2,949.69
570.07 · Maintenance Services & Repairs	2,509.61	43,359.90
570.10 · Salaries	9,485.23	60,424.71
570.12 · Payroll Taxes	739.82	4,748.47
570.19 · Insurance - General	649.29	7,142.03
570.23 · General Counsel	0.00	857.50
570.29 · Dist Promotions & Publications	154.43	3,355.92
570.30 · Simple IRA Expense	187.50	937.50
570.40 · Office Equipment	0.00	2,132.73
<b>Total 570 · Comm. Health &amp; Wellness Center</b>	<b>16,640.84</b>	<b>146,403.84</b>
600 · Community Health Contracts		
600.01 · Be Well Therapy	0.00	8,221.71
600.02 · Boys & Girls Clubs of North Cty	0.00	51,103.05
600.03 · Champions for Health	0.00	32,000.00
600.04 · D'Vine Path	0.00	21,900.00

**Fallbrook Regional Health District**  
**REPORT 2 - INCOME STATEMENT**  
For the Month Ended May 2022 & Fiscal Year to Date

	<u>May 22</u>	<u>Jul '21 - Ma...</u>
600.05 · Fallbrook Food Pantry	0.00	77,500.00
600.06 · Fallbrook Land Conservancy	0.00	29,712.50
600.07 · Fallbrook Senior Citizens Serv	0.00	133,185.75
600.10 · Foundation for Senior Care	0.00	244,960.90
600.11 · Hospice of the Valleys	0.00	11,218.81
600.12 · Michelle's Place Cancer Res Ctr	0.00	41,908.00
600.14 · Palomar Family Counseling Svc	0.00	59,810.20
600.15 · REINS	0.00	80,453.75
600.50 · NC Fire JPA (Ambulance)	0.00	82,973.50
600.51 · NC Fire JPA (EMSO)	0.00	56,056.47
600.52 · NC Fire JPA (Public Comms)	0.00	16,959.34
<b>Total 600 · Community Health Contracts</b>	<b>0.00</b>	<b>947,963.98</b>
<b>800 · District Direct Care Services</b>		
800.01 · Health Services and Clinics	21.01	10,251.39
<b>Total 800 · District Direct Care Services</b>	<b>21.01</b>	<b>10,251.39</b>
<b>Total Expense</b>	<b>68,597.92</b>	<b>1,787,591.17</b>
<b>Net Ordinary Income</b>	<b>-47,451.88</b>	<b>353,845.02</b>
<b>Other Income/Expense</b>		
<b>Other Income</b>		
805 · Insurance Reimbursement	11,867.29	11,867.29
406 · Unearned Gain/Loss - CalTRUST	22,710.45	-198,351.18
810 · Interest Income - Alvarado Str.	2,031.25	22,343.75
<b>Total Other Income</b>	<b>36,608.99</b>	<b>-164,140.14</b>
<b>Other Expense</b>		
825 · Depreciation		
500.27 · Depreciation - Brandon Rd.	4,303.73	47,885.85
570.27 · Depreciation - Mission Rd.	494.18	5,435.98
<b>Total 825 · Depreciation</b>	<b>4,797.91</b>	<b>53,321.83</b>
<b>830 · Community Investment Funds Used</b>		
830.02 · Facility Improvements	7,065.85	7,510.85
<b>Total 830 · Community Investment Funds Used</b>	<b>7,065.85</b>	<b>7,510.85</b>
<b>835 · FRHD Foundation</b>		
580 · FRHD Foundation Support		
580.04 · Office Expenses	0.00	25.00
580.23 · General Counsel	0.00	402.50
<b>Total 580 · FRHD Foundation Support</b>	<b>0.00</b>	<b>427.50</b>
<b>Total 835 · FRHD Foundation</b>	<b>0.00</b>	<b>427.50</b>
<b>900 · Community Investment Fund Reimb</b>	<b>0.00</b>	<b>-180,683.43</b>
<b>Total Other Expense</b>	<b>11,863.76</b>	<b>-119,423.25</b>
<b>Net Other Income</b>	<b>24,745.23</b>	<b>-44,716.89</b>
<b>Net Income</b>	<b>-22,706.65</b>	<b>309,128.13</b>

**Fallbrook Regional Health District**  
**REPORT 3 - PROFIT & LOSS ACTUAL vs. YTD BUDGET**  
 July through May 2022

	Jul '21 - May 22	Budget	\$ Over Budget	% of Budget
<b>Ordinary Income/Expense</b>				
<b>Income</b>				
400 · District Income				
402 · Property Tax Revenue	2,105,662.14	1,649,207.49	456,454.65	127.7%
403 · Interest / Dividends	32,074.05	55,428.34	(23,354.29)	57.9%
<b>Total 400 · District Income</b>	<b>2,137,736.19</b>	<b>1,704,635.83</b>	<b>433,100.36</b>	<b>125.4%</b>
460 · Lease Income				
460.03 · Lease Income	3,500.00	0.00	3,500.00	100.0%
570.00 · Wellness Center Income	200.00	8,500.00	(8,300.00)	2.4%
<b>Total 460 · Lease Income</b>	<b>3,700.00</b>	<b>8,500.00</b>	<b>(4,800.00)</b>	<b>43.5%</b>
<b>Total Income</b>	<b>2,141,436.19</b>	<b>1,713,135.83</b>	<b>428,300.36</b>	<b>125.0%</b>
<b>Expense</b>				
600.99 · Returned Grant Money	(6,106.02)	0.00	(6,106.02)	100.0%
500 · Administrative Expenses				
500.01 · Communications	8,171.34	9,900.00	(1,728.66)	82.5%
500.02 · IT Services	4,370.00	3,762.00	608.00	116.2%
500.03 · Refreshments	2,765.44	275.00	2,490.44	1,005.6%
500.04 · Office Expenses	10,903.12	5,500.00	5,403.12	198.2%
500.05 · Utilities	11,953.22	12,679.65	(726.43)	94.3%
500.06 · Independent Contract Services	8,130.38	1,875.00	6,255.38	433.6%
500.07 · Maintenance Services & Repairs	27,908.85	16,147.00	11,761.85	172.8%
500.08 · Vehicle Expenses	296.89	1,075.00	(778.11)	27.6%
500.10 · Salaries	336,939.82	329,129.68	7,810.14	102.4%
500.12 · Payroll Taxes	38,766.27	29,621.68	9,144.59	130.9%
500.14 · W/C Insurance	1,793.50	1,875.00	(81.50)	95.7%
500.15 · Employee Health & Welfare	40,823.45	51,777.00	(10,953.55)	78.8%
500.16 · Board Stipends	17,325.00	23,320.00	(5,995.00)	74.3%
500.17 · Education & Conferences	6,913.18	10,100.00	(3,186.82)	68.4%
500.18 · Dues & Subscriptions	28,383.61	23,229.04	5,154.57	122.2%
500.19 · Insurance - General	20,216.96	23,700.60	(3,483.64)	85.3%
500.20 · Independent Accounting Services	21,507.50	11,000.00	10,507.50	195.5%
500.21 · Annual Independent Audit	15,084.27	9,000.00	6,084.27	167.6%
500.22 · Medical Records Store & Service	23,830.70	19,750.00	4,080.70	120.7%
500.23 · General Counsel	28,140.00	25,500.00	2,640.00	110.4%
500.29 · Dist Promotions & Publications	8,384.69	13,291.00	(4,906.31)	63.1%
500.30 · Simple IRA Expense	7,777.18	9,873.93	(2,096.75)	78.8%
500.33 · Copier Lease	9,535.45	8,438.10	1,097.35	113.0%
500.36 · Accrued Vacation & Sick Leave	5,032.36	0.00	5,032.36	100.0%
500.40 · Office Equipment	4,124.80	1,500.00	2,624.80	275.0%
<b>Total 500 · Administrative Expenses</b>	<b>689,077.98</b>	<b>642,319.68</b>	<b>46,758.30</b>	<b>107.3%</b>
570 · Comm. Health & Wellness Center				
570.01 · Communications	2,530.70	9,900.00	(7,369.30)	25.6%
570.02 · IT Services	0.00	418.00	(418.00)	0.0%
570.03 · Refreshments	0.00	275.00	(275.00)	0.0%
570.04 · Office Expenses	5,076.43	1,925.00	3,151.43	263.7%
570.05 · Utilities	12,888.26	11,642.50	1,245.76	110.7%
570.06 · Independent Contract Services	2,949.69	3,600.00	(650.31)	81.9%
570.07 · Maintenance Services & Repairs	43,359.90	16,620.00	26,739.90	260.9%
570.10 · Salaries	60,424.71	60,405.96	18.75	100.0%
570.12 · Payroll Taxes	4,748.47	4,832.52	(84.05)	98.3%
570.14 · W/C Insurance	0.00	906.12	(906.12)	0.0%
570.15 · Employee Health & Welfare	0.00	9,405.00	(9,405.00)	0.0%
570.18 · Dues & Subscriptions	0.00	250.00	(250.00)	0.0%
570.19 · Insurance - General	7,142.03	6,970.81	171.22	102.5%
570.23 · General Counsel	857.50	5,500.00	(4,642.50)	15.6%
570.29 · Dist Promotions & Publications	3,355.92	4,125.00	(769.08)	81.4%
570.30 · Simple IRA Expense	937.50	7,700.00	(6,762.50)	12.2%
570.33 · Copier Lease	0.00	1,005.95	(1,005.95)	0.0%
570.40 · Office Equipment	2,132.73	3,150.00	(1,017.27)	67.7%
<b>Total 570 · Comm. Health &amp; Wellness Center</b>	<b>146,403.84</b>	<b>148,631.86</b>	<b>(2,228.02)</b>	<b>98.5%</b>
600 · Community Health Contracts				
600.01 · Be Well Therapy	8,221.71	8,221.71	0.00	100.0%
600.02 · Boys & Girls Clubs of North Cty	51,103.05	51,103.75	(0.70)	100.0%
600.03 · Champions for Health	32,000.00	32,000.00	0.00	100.0%
600.04 · D'Vine Path	21,900.00	21,900.00	0.00	100.0%
600.05 · Fallbrook Food Pantry	77,500.00	77,500.00	0.00	100.0%
600.06 · Fallbrook Land Conservancy	29,712.50	29,712.50	0.00	100.0%
600.07 · Fallbrook Senior Citizens Serv	133,185.75	133,185.75	0.00	100.0%
600.10 · Foundation for Senior Care	244,960.90	244,960.90	0.00	100.0%
600.11 · Hospice of the Valleys	11,218.81	11,218.81	0.00	100.0%
600.12 · Michelle's Place Cancer Res Ctr	41,908.00	41,908.00	0.00	100.0%
600.14 · Palomar Family Counseling Svc	59,810.20	59,810.20	0.00	100.0%
600.15 · REINS	80,453.75	80,453.75	0.00	100.0%
600.50 · NC Fire JPA (Ambulance)	82,973.50	77,916.63	5,056.87	106.5%
600.51 · NC Fire JPA (EMSO)	56,056.47	73,333.37	(17,276.90)	76.4%
600.52 · NC Fire JPA (Public Comms)	16,959.34	32,083.37	(15,124.03)	52.9%
<b>Total 600 · Community Health Contracts</b>	<b>947,963.98</b>	<b>975,308.74</b>	<b>(27,344.76)</b>	<b>97.2%</b>

**Fallbrook Regional Health District**  
**REPORT 3 - PROFIT & LOSS ACTUAL vs. YTD BUDGET**  
 July through May 2022

	Jul '21 - May 22	Budget	\$ Over Budget	% of Budget
<b>800 · District Direct Care Services</b>				
800.01 · Health Services and Clinics	10,251.39	4,425.00	5,826.39	231.7%
800.03 · Women of Wellness	0.00	550.00	(550.00)	0.0%
<b>Total 800 · District Direct Care Services</b>	10,251.39	4,975.00	5,276.39	206.1%
<b>Total Expense</b>	1,787,591.17	1,771,235.28	16,355.89	100.9%
<b>Net Ordinary Income</b>	353,845.02	(58,099.45)	411,944.47	(609.0)%
<b>Other Income/Expense</b>				
<b>Other Income</b>				
805 · Insurance Reimbursement	11,867.29			
406 · Unearned Gain/Loss - CalTRUST	(198,351.18)	0.00	(198,351.18)	100.0%
810 · Interest Income - Alvarado Str.	22,343.75	0.00	22,343.75	100.0%
<b>Total Other Income</b>	(164,140.14)	0.00	(164,140.14)	100.0%
<b>Other Expense</b>				
<b>825 · Depreciation</b>				
500.27 · Depreciation - Brandon Rd.	47,885.85	0.00	47,885.85	100.0%
570.27 · Depreciation - Mission Rd.	5,435.98	0.00	5,435.98	100.0%
<b>Total 825 · Depreciation</b>	53,321.83	0.00	53,321.83	100.0%
<b>830 · Community Investment Funds Used</b>				
830.02 · Facility Improvements	7,510.85	0.00	7,510.85	100.0%
<b>Total 830 · Community Investment Funds Used</b>	7,510.85	0.00	7,510.85	100.0%
<b>835 · FRHD Foundation</b>				
<b>580 · FRHD Foundation Support</b>				
580.01 · Communications	0.00	700.00	(700.00)	0.0%
580.04 · Office Expenses	25.00	225.00	(200.00)	11.1%
580.10 · Salaries	0.00	22,500.00	(22,500.00)	0.0%
580.12 · Payroll Taxes	0.00	1,800.00	(1,800.00)	0.0%
580.14 · W/C Insurance	0.00	337.50	(337.50)	0.0%
580.17 · Education & Conferences	0.00	405.00	(405.00)	0.0%
580.18 · Dues & Subscriptions	0.00	2,500.00	(2,500.00)	0.0%
580.19 · Insurance - General	0.00	365.00	(365.00)	0.0%
580.20 · Independent Accounting Services	0.00	2,750.00	(2,750.00)	0.0%
580.23 · General Counsel	402.50	2,750.00	(2,347.50)	14.6%
580.33 · Copier Lease	0.00	373.05	(373.05)	0.0%
580.40 · Office Equipment	0.00	1,750.00	(1,750.00)	0.0%
<b>Total 580 · FRHD Foundation Support</b>	427.50	36,455.55	(36,028.05)	1.2%
<b>Total 835 · FRHD Foundation</b>	427.50	36,455.55	(36,028.05)	1.2%
<b>900 · Community Investment Fund Reimb</b>	(180,683.43)	0.00	(180,683.43)	100.0%
<b>Total Other Expense</b>	(119,423.25)	36,455.55	(155,878.80)	(327.6)%
<b>Net Other Income</b>	(44,716.89)	(36,455.55)	(8,261.34)	122.7%
<b>Net Income</b>	<b>309,128.13</b>	<b>(94,555.00)</b>	<b>403,683.13</b>	<b>(326.9)%</b>

**Fallbrook Regional Health District**  
**REPORT 4 - APPROVED ANNUAL BUDGET**  
 July 2021 through June 2022

	Jul 21	Aug 21	Sep 21	Oct 21	Nov 21	Dec 21	Jan 22	Feb 22	Mar 22	Apr 22	May 22	Jun 22	TOTAL Jul '21 - Ju...
<b>Ordinary Income/Expense</b>													
<b>Income</b>													
400 · District Income													
402 · Property Tax Revenue	29,045.24	31,645.26	44,865.50	117,226.56	620,763.95	298,628.77	76,775.06	65,908.86	65,908.86	261,024.69	37,414.74	30,881.02	1,680,088.51
403 · Interest / Dividends	6,338.06	6,173.56	5,584.36	10,084.15	3,927.89	3,619.87	6,181.38	2,810.05	2,779.18	3,964.92	3,964.92	3,964.93	59,393.27
<b>Total 400 · District Income</b>	<b>35,383.30</b>	<b>37,818.82</b>	<b>50,449.86</b>	<b>127,310.71</b>	<b>624,691.84</b>	<b>302,248.64</b>	<b>82,956.44</b>	<b>68,718.91</b>	<b>68,688.04</b>	<b>264,989.61</b>	<b>41,379.66</b>	<b>34,845.95</b>	<b>1,739,481.78</b>
460 · Lease Income													
460.03 · Lease Income	0.00	0.00	0.00	0.00	0.00	0.00	0.00	0.00	0.00	0.00	0.00	0.00	0.00
570.00 · Wellness Center Income	3,500.00	3,500.00	0.00	0.00	0.00	0.00	0.00	0.00	500.00	500.00	500.00	500.00	9,000.00
571.00 · Program Fees	0.00	0.00	0.00	0.00	0.00	0.00	0.00	0.00	0.00	0.00	0.00	0.00	0.00
460 · Lease Income - Other	0.00	0.00	0.00	0.00	0.00	0.00							0.00
<b>Total 460 · Lease Income</b>	<b>3,500.00</b>	<b>3,500.00</b>	<b>0.00</b>	<b>0.00</b>	<b>0.00</b>	<b>0.00</b>	<b>0.00</b>	<b>0.00</b>	<b>500.00</b>	<b>500.00</b>	<b>500.00</b>	<b>500.00</b>	<b>9,000.00</b>
<b>Total Income</b>	<b>38,883.30</b>	<b>41,318.82</b>	<b>50,449.86</b>	<b>127,310.71</b>	<b>624,691.84</b>	<b>302,248.64</b>	<b>82,956.44</b>	<b>68,718.91</b>	<b>69,188.04</b>	<b>265,489.61</b>	<b>41,879.66</b>	<b>35,345.95</b>	<b>1,748,481.78</b>
<b>Expense</b>													
600.99 · Returned Grant Money	0.00	0.00	0.00	0.00	0.00	0.00	0.00	0.00	0.00	0.00	0.00	0.00	0.00
500 · Administrative Expenses													
500.01 · Communications	900.00	900.00	900.00	900.00	900.00	900.00	900.00	900.00	900.00	900.00	900.00	900.00	10,800.00
500.02 · IT Services	342.00	342.00	342.00	342.00	342.00	342.00	342.00	342.00	342.00	342.00	342.00	342.00	4,104.00
500.03 · Refreshments	25.00	25.00	25.00	25.00	25.00	25.00	25.00	25.00	25.00	25.00	25.00	25.00	300.00
500.04 · Office Expenses	500.00	500.00	500.00	500.00	500.00	500.00	500.00	500.00	500.00	500.00	500.00	500.00	6,000.00
500.05 · Utilities	1,011.06	1,678.65	1,601.60	1,304.40	855.42	1,161.42	996.42	940.42	909.42	1,557.42	663.42	913.42	13,593.07
500.06 · Independent Contract Services	150.00	150.00	150.00	150.00	225.00	150.00	150.00	225.00	225.00	150.00	150.00	225.00	2,100.00
500.07 · Maintenance Services & Repairs	1,908.00	1,405.00	1,405.00	1,908.00	85.00	1,405.00	1,908.00	1,405.00	1,405.00	1,908.00	1,405.00	1,405.00	17,552.00
500.08 · Vehicle Expenses	550.00	300.00	25.00	25.00	25.00	25.00	25.00	25.00	25.00	25.00	25.00	25.00	1,100.00
500.10 · Salaries	29,920.88	29,920.88	29,920.88	29,920.88	29,920.88	29,920.88	29,920.88	29,920.88	29,920.88	29,920.88	29,920.88	29,920.88	359,050.54
500.12 · Payroll Taxes	2,692.88	2,692.88	2,692.88	2,692.88	2,692.88	2,692.88	2,692.88	2,692.88	2,692.88	2,692.88	2,692.88	2,692.88	32,314.55
500.14 · W/C Insurance	1,875.00	0.00	0.00	0.00	0.00	0.00	0.00	0.00	0.00	0.00	0.00	0.00	1,875.00
500.15 · Employee Health & Welfare	4,707.00	4,707.00	4,707.00	4,707.00	4,707.00	4,707.00	4,707.00	4,707.00	4,707.00	4,707.00	4,707.00	4,707.00	56,484.00
500.16 · Board Stipends	2,120.00	2,120.00	2,120.00	2,120.00	2,120.00	2,120.00	2,120.00	2,120.00	2,120.00	2,120.00	2,120.00	2,120.00	25,440.00
500.17 · Education & Conferences	250.00	250.00	3,250.00	250.00	250.00	250.00	250.00	250.00	4,600.00	250.00	250.00	250.00	10,350.00
500.18 · Dues & Subscriptions	1,439.64	2,064.64	579.64	15,014.64	579.64	882.64	579.64	464.64	579.64	464.64	579.64	464.64	23,693.68
500.19 · Insurance - General	2,154.60	2,154.60	2,154.60	2,154.60	2,154.60	2,154.60	2,154.60	2,154.60	2,154.60	2,154.60	2,154.60	2,154.57	25,855.17
500.20 · Independent Accounting Services	1,000.00	1,000.00	1,000.00	1,000.00	1,000.00	1,000.00	1,000.00	1,000.00	1,000.00	1,000.00	1,000.00	1,000.00	12,000.00
500.21 · Annual Independent Audit	0.00	3,500.00	3,000.00	2,500.00	0.00	0.00	0.00	0.00	0.00	0.00	0.00	0.00	9,000.00
500.22 · Medical Records Store & Service	2,000.00	2,000.00	2,000.00	1,850.00	1,850.00	1,850.00	1,700.00	1,700.00	1,700.00	1,550.00	1,550.00	1,550.00	21,300.00
500.23 · General Counsel	5,500.00	2,000.00	2,000.00	2,000.00	2,000.00	2,000.00	2,000.00	2,000.00	2,000.00	2,000.00	2,000.00	2,000.00	27,500.00
500.29 · Dist Promotions & Publications	3,150.00	3,150.00	516.00	325.00	1,200.00	825.00	325.00	325.00	2,825.00	325.00	325.00	325.00	13,616.00
500.30 · Simple IRA Expense	897.63	897.63	897.63	897.63	897.63	897.63	897.63	897.63	897.63	897.63	897.63	897.59	10,771.52
500.33 · Copier Lease	767.10	767.10	767.10	767.10	767.10	767.10	767.10	767.10	767.10	767.10	767.10	767.10	9,205.20
500.36 · Accrued Vacation & Sick Leave	0.00	0.00	0.00	0.00	0.00	0.00	0.00	0.00	0.00	0.00	0.00	0.00	0.00
500.40 · Office Equipment	1,500.00	0.00	0.00	0.00	0.00	0.00	0.00	0.00	0.00	0.00	0.00	0.00	1,500.00
500.50 · General Election	0.00	0.00	0.00	0.00	0.00	0.00	0.00	0.00	0.00	0.00	0.00	0.00	0.00
<b>Total 500 · Administrative Expenses</b>	<b>65,360.79</b>	<b>62,525.38</b>	<b>60,554.33</b>	<b>71,354.13</b>	<b>53,097.15</b>	<b>54,576.15</b>	<b>53,961.15</b>	<b>53,362.15</b>	<b>60,296.15</b>	<b>54,257.15</b>	<b>52,975.15</b>	<b>53,185.05</b>	<b>695,504.73</b>
570 · Comm. Health & Wellness Center													
570.01 · Communications	900.00	900.00	900.00	900.00	900.00	900.00	900.00	900.00	900.00	900.00	900.00	900.00	10,800.00
570.02 · IT Services	38.00	38.00	38.00	38.00	38.00	38.00	38.00	38.00	38.00	38.00	38.00	38.00	456.00
570.03 · Refreshments	25.00	25.00	25.00	25.00	25.00	25.00	25.00	25.00	25.00	25.00	25.00	25.00	300.00
570.04 · Office Expenses	150.00	150.00	150.00	175.00	175.00	175.00	175.00	175.00	200.00	200.00	200.00	200.00	2,125.00
570.05 · Utilities	1,100.00	1,178.50	1,100.00	1,178.50	950.00	1,028.50	1,050.00	1,028.50	1,050.00	1,028.50	950.00	1,178.50	12,821.00
570.06 · Independent Contract Services	400.00	400.00	400.00	300.00	300.00	300.00	300.00	300.00	300.00	300.00	300.00	300.00	3,900.00
570.07 · Maintenance Services & Repairs	1,670.00	1,420.00	1,420.00	1,670.00	1,420.00	1,420.00	1,670.00	1,420.00	1,420.00	1,670.00	1,420.00	1,420.00	18,040.00
570.10 · Salaries	0.00	0.00	3,778.44	6,178.44	6,178.44	6,178.44	6,178.44	6,178.44	8,578.44	8,578.44	8,578.44	8,578.48	68,984.44
570.12 · Payroll Taxes	0.00	0.00	302.28	494.28	494.28	494.28	494.28	494.28	686.28	686.28	686.28	686.24	5,518.76
570.14 · W/C Insurance	0.00	0.00	56.68	92.68	92.68	92.68	92.68	92.68	128.68	128.68	128.68	128.65	1,034.77
570.15 · Employee Health & Welfare	855.00	855.00	855.00	855.00	855.00	855.00	855.00	855.00	855.00	855.00	855.00	855.00	10,260.00
570.18 · Dues & Subscriptions	250.00	0.00	0.00	0.00	0.00	0.00	0.00	0.00	0.00	0.00	0.00	0.00	250.00
570.19 · Insurance - General	633.71	633.71	633.71	633.71	633.71	633.71	633.71	633.71	633.71	633.71	633.71	633.65	7,604.46



**Fallbrook Regional Health District**  
**REPORT 4 - APPROVED ANNUAL BUDGET**  
 July 2021 through June 2022

	Jul 21	Aug 21	Sep 21	Oct 21	Nov 21	Dec 21	Jan 22	Feb 22	Mar 22	Apr 22	May 22	Jun 22	TOTAL Jul '21 - Ju...
570.23 · General Counsel	500.00	500.00	500.00	500.00	500.00	500.00	500.00	500.00	500.00	500.00	500.00	500.00	6,000.00
570.29 · Dist Promotions & Publications	350.00	350.00	350.00	375.00	375.00	375.00	375.00	375.00	400.00	400.00	400.00	400.00	4,525.00
570.30 · Simple IRA Expense	700.00	700.00	700.00	700.00	700.00	700.00	700.00	700.00	700.00	700.00	700.00	700.00	8,400.00
570.33 · Copier Lease	41.45	41.45	41.45	91.45	91.45	91.45	91.45	91.45	141.45	141.45	141.45	141.44	1,147.39
570.40 · Office Equipment	1,250.00	0.00	0.00	950.00	0.00	0.00	0.00	0.00	950.00	0.00	0.00	0.00	3,150.00
<b>Total 570 · Comm. Health &amp; Wellness Center</b>	<b>8,863.16</b>	<b>7,191.66</b>	<b>11,250.56</b>	<b>15,157.06</b>	<b>13,728.56</b>	<b>13,807.06</b>	<b>14,078.56</b>	<b>13,807.06</b>	<b>17,506.56</b>	<b>16,785.06</b>	<b>16,456.56</b>	<b>16,684.96</b>	<b>165,316.82</b>
<b>600 · Community Health Contracts</b>													
600.01 · Be Well Therapy	2,055.43	0.00	0.00	0.00	2,055.43	0.00	0.00	2,055.43	0.00	0.00	2,055.42	0.00	8,221.71
600.02 · Boys & Girls Clubs of North Cty	24,025.94	0.00	0.00	0.00	9,025.94	0.00	0.00	9,025.94	0.00	0.00	9,025.93	0.00	51,103.75
600.03 · Champions for Health	8,000.00	0.00	0.00	0.00	8,000.00	0.00	0.00	8,000.00	0.00	0.00	8,000.00	0.00	32,000.00
600.04 · D'Vine Path	5,475.00	0.00	0.00	0.00	5,475.00	0.00	0.00	5,475.00	0.00	0.00	5,475.00	0.00	21,900.00
600.05 · Fallbrook Food Pantry	19,375.00	0.00	0.00	0.00	19,375.00	0.00	0.00	19,375.00	0.00	0.00	19,375.00	0.00	77,500.00
600.06 · Fallbrook Land Conservancy	7,428.13	0.00	0.00	0.00	7,428.13	0.00	0.00	7,428.13	0.00	0.00	7,428.11	0.00	29,712.50
600.07 · Fallbrook Senior Citizens Serv	33,296.44	0.00	0.00	0.00	33,296.44	0.00	0.00	33,296.44	0.00	0.00	33,296.43	0.00	133,185.75
600.08 · Fallbrook Smiles Project	0.00	0.00	0.00	0.00	0.00	0.00	0.00	0.00	0.00	0.00	0.00	0.00	0.00
600.09 · Fallbrook Union High School	0.00	0.00	0.00	0.00	0.00	0.00	0.00	0.00	0.00	0.00	0.00	0.00	0.00
600.10 · Foundation for Senior Care	61,240.22	0.00	0.00	0.00	61,240.22	0.00	0.00	61,240.22	0.00	0.00	61,240.24	0.00	244,960.90
600.11 · Hospice of the Valleys	2,804.70	0.00	0.00	0.00	2,804.70	0.00	0.00	2,804.70	0.00	0.00	2,804.71	0.00	11,218.81
600.12 · Michelle's Place Cancer Res Ctr	10,477.00	0.00	0.00	0.00	10,477.00	0.00	0.00	10,477.00	0.00	0.00	10,477.00	0.00	41,908.00
600.13 · Neighborhood Healthcare	0.00	0.00	0.00	0.00	0.00	0.00	0.00	0.00	0.00	0.00	0.00	0.00	0.00
600.14 · Palomar Family Counseling Svc	14,952.56	0.00	0.00	0.00	14,952.56	0.00	0.00	14,952.56	0.00	0.00	14,952.52	0.00	59,810.20
600.15 · REINS	20,113.44	0.00	0.00	0.00	20,113.44	0.00	0.00	20,113.44	0.00	0.00	20,113.43	0.00	80,453.75
600.16 · SSNAAPE	0.00	0.00	0.00	0.00	0.00	0.00	0.00	0.00	0.00	0.00	0.00	0.00	0.00
600.17 · Trauma Intervention Prog of SD	0.00	0.00	0.00	0.00	0.00	0.00	0.00	0.00	0.00	0.00	0.00	0.00	0.00
600.50 · NC Fire JPA (Ambulance)	7,083.33	7,083.33	7,083.33	7,083.33	7,083.33	7,083.33	7,083.33	7,083.33	7,083.33	7,083.33	7,083.33	7,083.37	85,000.00
600.51 · NC Fire JPA (EMSO)	6,666.67	6,666.67	6,666.67	6,666.67	6,666.67	6,666.67	6,666.67	6,666.67	6,666.67	6,666.67	6,666.67	6,666.63	80,000.00
600.52 · NC Fire JPA (Public Comms)	2,916.67	2,916.67	2,916.67	2,916.67	2,916.67	2,916.67	2,916.67	2,916.67	2,916.67	2,916.67	2,916.67	2,916.63	35,000.00
<b>Total 600 · Community Health Contracts</b>	<b>225,910.53</b>	<b>16,666.67</b>	<b>16,666.67</b>	<b>16,666.67</b>	<b>210,910.53</b>	<b>16,666.67</b>	<b>16,666.67</b>	<b>210,910.53</b>	<b>16,666.67</b>	<b>16,666.67</b>	<b>210,910.46</b>	<b>16,666.63</b>	<b>991,975.37</b>
<b>800 · District Direct Care Services</b>													
800.01 · Health Services and Clinics	350.00	375.00	375.00	875.00	350.00	350.00	350.00	350.00	350.00	350.00	350.00	350.00	4,775.00
800.02 · Urgent Care	0.00	0.00	0.00	0.00	0.00	0.00	0.00	0.00	0.00	0.00	0.00	0.00	0.00
800.03 · Women of Wellness	50.00	50.00	50.00	50.00	50.00	50.00	50.00	50.00	50.00	50.00	50.00	50.00	600.00
<b>Total 800 · District Direct Care Services</b>	<b>400.00</b>	<b>425.00</b>	<b>425.00</b>	<b>925.00</b>	<b>400.00</b>	<b>400.00</b>	<b>400.00</b>	<b>400.00</b>	<b>400.00</b>	<b>400.00</b>	<b>400.00</b>	<b>400.00</b>	<b>5,375.00</b>
<b>Total Expense</b>	<b>300,534.48</b>	<b>86,808.71</b>	<b>88,896.56</b>	<b>104,102.86</b>	<b>278,136.24</b>	<b>85,449.88</b>	<b>85,106.38</b>	<b>278,479.74</b>	<b>94,869.38</b>	<b>88,108.88</b>	<b>280,742.17</b>	<b>86,936.64</b>	<b>1,858,171.92</b>
<b>Net Ordinary Income</b>	<b>-261,651.18</b>	<b>-45,489.89</b>	<b>-38,446.70</b>	<b>23,207.85</b>	<b>346,555.60</b>	<b>216,798.76</b>	<b>-2,149.94</b>	<b>-209,760.83</b>	<b>-25,681.34</b>	<b>177,380.73</b>	<b>-238,862.51</b>	<b>-51,590.69</b>	<b>-109,690.14</b>
<b>Other Income/Expense</b>													
<b>Other Income</b>													
406 · Unearned Gain/Loss - CalTRUST	0.00	0.00	0.00	0.00	0.00	0.00	0.00	0.00	0.00	0.00	0.00	0.00	0.00
810 · Interest Income - Alvarado Str.	0.00	0.00	0.00	0.00	0.00	0.00	0.00	0.00	0.00	0.00	0.00	0.00	0.00
820 · Gain on Sale of Assets													
820.01 · Gain on Sale of Assets - Other	0.00	0.00	0.00	0.00	0.00	0.00	0.00	0.00	0.00	0.00	0.00	0.00	0.00
<b>Total 820 · Gain on Sale of Assets</b>	<b>0.00</b>	<b>0.00</b>	<b>0.00</b>	<b>0.00</b>	<b>0.00</b>	<b>0.00</b>	<b>0.00</b>	<b>0.00</b>	<b>0.00</b>	<b>0.00</b>	<b>0.00</b>	<b>0.00</b>	<b>0.00</b>
<b>Total Other Income</b>	<b>0.00</b>	<b>0.00</b>	<b>0.00</b>	<b>0.00</b>	<b>0.00</b>	<b>0.00</b>	<b>0.00</b>	<b>0.00</b>	<b>0.00</b>	<b>0.00</b>	<b>0.00</b>	<b>0.00</b>	<b>0.00</b>
<b>Other Expense</b>													
825 · Depreciation													
500.27 · Depreciation - Brandon Rd.	0.00	0.00	0.00	0.00	0.00	0.00	0.00	0.00	0.00	0.00	0.00	0.00	0.00
570.27 · Depreciation - Mission Rd.	0.00	0.00	0.00	0.00	0.00	0.00	0.00	0.00	0.00	0.00	0.00	0.00	0.00
<b>Total 825 · Depreciation</b>	<b>0.00</b>	<b>0.00</b>	<b>0.00</b>	<b>0.00</b>	<b>0.00</b>	<b>0.00</b>	<b>0.00</b>	<b>0.00</b>	<b>0.00</b>	<b>0.00</b>	<b>0.00</b>	<b>0.00</b>	<b>0.00</b>

**Fallbrook Regional Health District**  
**REPORT 4 - APPROVED ANNUAL BUDGET**

July 2021 through June 2022

	Jul 21	Aug 21	Sep 21	Oct 21	Nov 21	Dec 21	Jan 22	Feb 22	Mar 22	Apr 22	May 22	Jun 22	TOTAL Jul '21 - Ju...
<b>830 · Community Investment Funds Used</b>													
830.01 · Consultants	0.00	0.00	0.00	0.00	0.00	0.00	0.00	0.00	0.00	0.00	0.00	0.00	0.00
830.02 · Facility Improvements	0.00	0.00	0.00	0.00	0.00	0.00	0.00	0.00	0.00	0.00	0.00	0.00	0.00
<b>Total 830 · Community Investment Funds U...</b>	<b>0.00</b>	<b>0.00</b>	<b>0.00</b>	<b>0.00</b>	<b>0.00</b>	<b>0.00</b>	<b>0.00</b>	<b>0.00</b>	<b>0.00</b>	<b>0.00</b>	<b>0.00</b>	<b>0.00</b>	<b>0.00</b>
<b>835 · FRHD Foundation</b>													
<b>580 · FRHD Foundation Support</b>													
580.01 · Communications	0.00	0.00	50.00	50.00	50.00	50.00	100.00	100.00	100.00	100.00	100.00	100.00	800.00
580.02 · I.T. Services	0.00	0.00	0.00	0.00	0.00	0.00	0.00	0.00	0.00	0.00	0.00	0.00	0.00
580.03 · Refreshments	0.00	0.00	0.00	0.00	0.00	0.00	0.00	0.00	0.00	0.00	0.00	0.00	0.00
580.04 · Office Expenses	0.00	0.00	25.00	25.00	25.00	25.00	25.00	25.00	25.00	25.00	25.00	25.00	250.00
580.05 · Utilities	0.00	0.00	0.00	0.00	0.00	0.00	0.00	0.00	0.00	0.00	0.00	0.00	0.00
580.07 · Maintenance Services & Repairs	0.00	0.00	0.00	0.00	0.00	0.00	0.00	0.00	0.00	0.00	0.00	0.00	0.00
580.10 · Salaries	0.00	0.00	2,500.00	2,500.00	2,500.00	2,500.00	2,500.00	2,500.00	2,500.00	2,500.00	2,500.00	2,500.00	25,000.00
580.12 · Payroll Taxes	0.00	0.00	200.00	200.00	200.00	200.00	200.00	200.00	200.00	200.00	200.00	200.00	2,000.00
580.14 · W/C Insurance	0.00	0.00	37.50	37.50	37.50	37.50	37.50	37.50	37.50	37.50	37.50	37.50	375.00
580.17 · Education & Conferences	0.00	0.00	45.00	45.00	45.00	45.00	45.00	45.00	45.00	45.00	45.00	45.00	450.00
580.18 · Dues & Subscriptions	0.00	0.00	0.00	0.00	0.00	0.00	0.00	0.00	2,500.00	0.00	0.00	0.00	2,500.00
580.19 · Insurance - General	0.00	0.00	0.00	0.00	0.00	0.00	0.00	365.00	0.00	0.00	0.00	0.00	365.00
580.20 · Independent Accounting Servic...	250.00	250.00	250.00	250.00	250.00	250.00	250.00	250.00	250.00	250.00	250.00	250.00	3,000.00
580.21 · Annual Independent Audit	0.00	0.00	0.00	0.00	0.00	0.00	0.00	0.00	0.00	0.00	0.00	0.00	0.00
580.23 · General Counsel	250.00	250.00	250.00	250.00	250.00	250.00	250.00	250.00	250.00	250.00	250.00	250.00	3,000.00
580.33 · Copier Lease	0.00	0.00	41.45	41.45	41.45	41.45	41.45	41.45	41.45	41.45	41.45	41.45	414.50
580.40 · Office Equipment	1,750.00	0.00	0.00	0.00	0.00	0.00	0.00	0.00	0.00	0.00	0.00	0.00	1,750.00
580 · FRHD Foundation Support - Other	0.00	0.00	0.00	0.00	0.00	0.00	0.00	0.00	0.00	0.00	0.00	0.00	0.00
<b>Total 580 · FRHD Foundation Support</b>	<b>2,250.00</b>	<b>500.00</b>	<b>3,398.95</b>	<b>3,398.95</b>	<b>3,398.95</b>	<b>3,398.95</b>	<b>3,448.95</b>	<b>3,813.95</b>	<b>5,948.95</b>	<b>3,448.95</b>	<b>3,448.95</b>	<b>3,448.95</b>	<b>39,904.50</b>
<b>Total 835 · FRHD Foundation</b>	<b>2,250.00</b>	<b>500.00</b>	<b>3,398.95</b>	<b>3,398.95</b>	<b>3,398.95</b>	<b>3,398.95</b>	<b>3,448.95</b>	<b>3,813.95</b>	<b>5,948.95</b>	<b>3,448.95</b>	<b>3,448.95</b>	<b>3,448.95</b>	<b>39,904.50</b>
<b>900 · Community Investment Fund Reimb</b>							0.00	0.00	0.00	0.00	0.00	0.00	0.00
<b>Total Other Expense</b>	<b>2,250.00</b>	<b>500.00</b>	<b>3,398.95</b>	<b>3,398.95</b>	<b>3,398.95</b>	<b>3,398.95</b>	<b>3,448.95</b>	<b>3,813.95</b>	<b>5,948.95</b>	<b>3,448.95</b>	<b>3,448.95</b>	<b>3,448.95</b>	<b>39,904.50</b>
<b>Net Other Income</b>	<b>-2,250.00</b>	<b>-500.00</b>	<b>-3,398.95</b>	<b>-3,398.95</b>	<b>-3,398.95</b>	<b>-3,398.95</b>	<b>-3,448.95</b>	<b>-3,813.95</b>	<b>-5,948.95</b>	<b>-3,448.95</b>	<b>-3,448.95</b>	<b>-3,448.95</b>	<b>-39,904.50</b>
<b>Net Income</b>	<b>-263,901.18</b>	<b>-45,989.89</b>	<b>-41,845.65</b>	<b>19,808.90</b>	<b>343,156.65</b>	<b>213,399.81</b>	<b>-5,598.89</b>	<b>-213,574.78</b>	<b>-31,630.29</b>	<b>173,931.78</b>	<b>-242,311.46</b>	<b>-55,039.64</b>	<b>-149,594.64</b>

California State Treasurer  
**Fiona Ma, CPA**



Local Agency Investment Fund  
P.O. Box 942809  
Sacramento, CA 94209-0001  
(916) 653-3001

June 10, 2022

[LAIF Home](#)  
[PMIA Average Monthly Yields](#)

---

FALLBROOK REGIONAL HEALTH DISTRICT

DISTRICT ADMINISTRATOR  
138 SOUTH BRANDON ROAD  
FALLBROOK, CA 92028

[Tran Type Definitions](#)

Account Number: [REDACTED]

May 2022 Statement

**Account Summary**

Total Deposit	0 00	Beginning Balance	1,799,154 13
Total Withdrawal:	0.00	Ending Balance:	1,799,154.13



CalTRUST  
 PO Box 2709  
 Granite Bay, CA 95746  
 www.caltrust.org  
 Email: admin@caltrust.org  
 Fax: 402-963-9094  
 Phone: 833-CALTRUST (225-8787)

## Investment Account Summary

05/01/2022 through 05/31/2022

### SUMMARY OF INVESTMENTS

Fund	Account Number	Total Shares Owned	Net Asset Value per Share on May 31 (\$)	Value on May 31 (\$)	Average Cost Amount (\$)	Cumulative Change in Value (\$)
<b>FALLBROOK REGIONAL HEALTH DISTRICT</b>						
CalTRUST Medium Term Fund		568,263.544	9.91	5,631,491.72	5,700,989.99	(69,498.27)
<b>Portfolios Total value as of 05/31/2022</b>				<b>5,631,491.72</b>		

### DETAIL OF TRANSACTION ACTIVITY

Activity Description	Activity Date	Amount (\$)	Amount in Shares	Balance in Shares	Price per Share (\$)	Balance (\$)	Average Cost Amt (\$)	Realized Gain/(Loss) (\$)
		<b>FALLBROOK REGIONAL HEALTH DISTRICT</b>						
					Account Number: [REDACTED]			
Beginning Balance	05/01/2022			567,761.498	9.87	5,603,805.99		
Accrual Income Div Reinvestment	05/31/2022	4,975.28	502.046	568,263.544	9.91	5,631,491.72	0.00	0.00
Change in Value						22,710.45		
<b>Closing Balance as of</b>	<b>May 31</b>			<b>568,263.544</b>	<b>9.91</b>	<b>5,631,491.72</b>		

## **LOCAL AGENCY INVESTMENT FUND (LAIF)**

Through the Pooled Money Investment Account (PMIA), the State Treasurer invests taxpayers' money to manage the State's cash flow and strengthen the financial security of local governmental entities. PMIA policy sets as primary investment objectives safety, liquidity and yield. Total assets under LAIF Management at month-end was \$36.3 billion.

As of May 31, 2022, the PMIA's holdings included US Treasury Bills and Notes (67.09% of portfolio), Federal Agency Debentures and Discount Notes (19.01% of portfolio), CDs and Commercial Paper (11.46% of portfolio).

As of May 31, 2022, the District's balance was \$1,799,154.13. This represents 24.21% of the District's investment portfolio. The Performance Rate for the month of May was 0.684%.

In May 2022, the District reported \$0.00 in earnings.

## **CalTRUST**

The CalTRUST Board works closely with the investment manager, BlackRock, to ensure that public dollars are managed securely and efficiently and are in full compliance with California Law. The primary objective is to safeguard the preservation of principal.

The District is invested in the CalTRUST Medium Term Fund which held, in part, the following sectors at May 31, 2022: Corporate Bonds (30.26% of portfolio), US Government and Agencies (43.15% of portfolio) and CDs (7.98% of portfolio). Total assets under CalTRUST Management at month-end was over \$2.4 billion.

As of May 31, 2022, the District's closing Net Asset Value was \$5,631,491.72. This represents 75.79% of the District's investment portfolio.

In May, 2022, the District earned \$4,975.28 in dividend income and reported an unrealized gain of \$22,710.45. The One Year Yield on the Medium-Term Fund was .49%

The investments of the District are in compliance with the District's 2021-2022 Investment Policy. The balances in the District's investment accounts give the District the ability to meet its expenditure requirements for the next eighteen (18) months.

**Fallbrook Regional Health District**  
**REPORT 7 - PROPERTY TAX REVENUE**  
**MAY 2022**

Type	Date	Name	Amount	Balance
<b>400 · District Income</b>				
<b>402 · Property Tax Revenue</b>				
General Journal	07/31/2021		22,748.41	22,748.41
General Journal	08/31/2021		18,774.22	41,522.63
General Journal	09/30/2021		25,661.42	67,184.05
General Journal	10/31/2021		115,433.44	182,617.49
General Journal	11/30/2021		661,731.34	844,348.83
General Journal	12/31/2021		349,223.80	1,193,572.63
General Journal	01/31/2022		88,053.51	1,281,626.14
General Journal	02/01/2022		53.00	1,281,679.14
General Journal	02/28/2022		61,627.45	1,343,306.59
General Journal	03/31/2022		638,899.12	1,982,205.71
General Journal	04/30/2022		107,485.67	2,089,691.38
General Journal	05/31/2022		15,970.76	2,105,662.14
Total 402 · Property Tax Revenue			2,105,662.14	2,105,662.14
Total 400 · District Income			2,105,662.14	2,105,662.14
<b>TOTAL</b>			<b>2,105,662.14</b>	<b>2,105,662.14</b>

**Fallbrook Regional Health District**  
**REPORT 8 - CHECK DETAIL REPORT**  
**MAY 2022**

Date	Num	Name	Memo	Amount
<b>102.3 - Cash in Bank - Pacific Western</b>				
05/02/2022		Streamline		-200.00
05/03/2022		American Funds Inves...		-3,691.76
05/04/2022	12686	Amazon Capital Servi...		-242.74
05/04/2022	12687	Aztec Cleaning & Mai...	Office Cleaning	-380.00
05/04/2022	12688	Brand Assasins	A-Frame Signage	-308.85
05/04/2022	12689	Culligan of Escondido	Water Cooler - Admin	-58.50
05/04/2022	12690	Fowler Pest Control, I...		-240.00
05/04/2022	12691	Iron Mountain	Document Storage	-2,586.16
05/04/2022	12692	Portero Services	April Bookkeeping	-1,338.75
05/04/2022	12693	Scott, Jeffrey G., Esq...	February Services	-4,812.50
05/04/2022	12694	SDG&E - 5971 - E. Mi...	Utilities - WC	-434.98
05/04/2022	12695	SDG&E - 6994 - Bran...	Utilities - Admin	-651.45
05/04/2022	12696	Spectrum - Mission	8448 20 899 0060354	-245.91
05/04/2022	12697	Spectrum Business-Br...	8448 20 899 0060321	-199.95
05/04/2022	12698	Springston Design LLC	Managed IT Services	-380.00
05/04/2022	12699	Village News	Advertising/Marketing	-259.00
05/04/2022	12700	Woodward, Susan	April Accounting Svcs	-1,000.00
05/04/2022			Deposit	231.49
05/05/2022	111		-MULTIPLE-	-18,954.68
05/10/2022	12701	24 Hour Elevator Inc.	Maintenance	-227.58
05/10/2022	12702	Amazon Capital Servi...	Office Supplies - Admin	-73.38
05/10/2022	12703	Aztec Cleaning & Mai...	Cleaning - Admin and WC	-380.00
05/10/2022	12704	Brand Assasins	Signage - WC	-154.43
05/10/2022	12705	Fallbrook Waste & Re...	Trash - WC	-143.19
05/10/2022	12706	Patty Taylor	WC - T-shirts	-67.12
05/10/2022	12707	Pitney Bowes - Lease	0018137865	-93.95
05/10/2022	12708	Ramirez Landscape &...		-950.00
05/10/2022	12709	Reeder Media	Village News public hearing notice	-100.00
05/10/2022	12710	SDRMA	Employee Benefits	-293.35
05/10/2022	12711	UMPQUA Bank	April Statement	-923.80
05/10/2022			Deposit	20,000.00
05/13/2022		ADP, LLC		-116.51
05/17/2022	12712	Aztec Cleaning & Mai...	Office Cleaning	-380.00
05/17/2022	12713	Elena Toda	Poster from Staples - reimbursement	-21.01
05/17/2022	12714	Employment Develop...	925-0023-0	-5,752.99
05/17/2022	12715	Fallbrook Chamber of ...		-45.00
05/17/2022	12716	Fowler Pest Control, I...	Pest Control - WC	-155.00
05/17/2022	12717	Key, Darren		-345.61
05/17/2022	12718	LDC Always Green La...	Water leak repair - Admin	-280.00
05/17/2022	12719	Rachel Mason		-371.48
05/17/2022	12720	Scott, Jeffrey G., Esq...	Services for March	-5,285.00
05/17/2022	12721	Sun Realty	Discussions re:signs	-525.00
05/17/2022			Deposit	36,267.58
05/18/2022	108		Apportionment for May 2022	107,485.67
05/20/2022	113		-MULTIPLE-	-17,419.31
05/25/2022	12722	Aztec Cleaning & Mai...	Office Cleaning	-380.00
05/25/2022	12723	CalPERS	ID 1559595490	-3,434.20
05/25/2022	12724	Fowler Pest Control, I...	Pest Control-Admin	-85.00
05/25/2022	12725	Key, Darren		-160.00
05/25/2022	12726	Konica Minolta	Copier Lease	-899.85
05/25/2022	12727	Uline	WC - Furniture and Equipment	-9,962.98
05/27/2022		ADP, LLC		-99.64
05/31/2022	12728	California Association ...	Membership Dues through 02/17/2023	-250.00
05/31/2022	12729	FPUD - 7720-001	7720-001	-137.05
05/31/2022	12730	FPUD - 7720-002 - E. ...		-65.03
05/31/2022	12731	FPUD - 7720-003 - E. ...		-685.63
05/31/2022	12732	FPUD - 7721-000		-65.03
05/31/2022	12733	Holmes, Rob	Parking Lot Rehab - Admin	-750.00
05/31/2022	12734	Reeder Media	Published Notice of Appointment	-1,000.00
05/31/2022	12735	Rotary Club of Fallbrook	May/June Dues	-172.00
05/31/2022	12736	Taylor Design		-7,065.85
Total 102.3 - Cash in Bank - Pacific Western				68,683.54
<b>TOTAL</b>				<b>68,683.54</b>



**UMPQUA BANK**

BL ACCT 00002840-20000001  
FALLBROOK REG HEALTH DIST  
Account Number: ####-####-####-7117



**Account Summary**




Billing Cycle		05/31/2022
Days In Billing Cycle		32
Previous Balance		\$923.80
Purchases	+	\$1,901.88
Cash	+	\$0.00
Balance Transfers	+	\$0.00
Special	+	\$0.00
Credits	-	\$100.00-
Payments	-	\$923.80-
Other Charges	+	\$3.50
Finance Charges	+	\$0.00

**NEW BALANCE \$1,805.38**

**Credit Summary**

Total Credit Line	\$6,000.00
Available Credit Line	\$4,194.62
Available Cash	\$0.00
Amount Over Credit Line	\$0.00
Amount Past Due	\$0.00
Disputed Amount	\$0.00

**Account Inquiries**

-  Call us at: (866) 777-9013  
Lost or Stolen Card: (866) 839-3485
-  Go to [www.umpquabank.com](http://www.umpquabank.com)
-  Write us at PO BOX 35142 - LB1181, SEATTLE, WA 98124-5142

**Payment Summary**

<b>NEW BALANCE</b>	<b>\$1,805.38</b>
<b>MINIMUM PAYMENT</b>	<b>\$1,805.38</b>
<b>PAYMENT DUE DATE</b>	<b>06/25/2022</b>

*NOTE: Grace period to avoid a finance charge on purchases, pay entire new balance by payment due date. Finance charge accrues on cash advances until paid and will be billed on your next statement.*

**Corporate Activity**

TOTAL CORPORATE ACTIVITY				\$923.80-
Trans Date	Post Date	Reference Number	Transaction Description	Amount
05/16	05/18	70005602138555138830277	PAYMENT - THANK YOU SPOKANE WA	\$923.80-

**Cardholder Account Summary**

LINDA BANNERMAN #### #### #### 7133	Payments & Other Credits	Purchases & Other Charges	Cash Advances	Total Activity
	\$0.00	\$772.92	\$0.00	\$772.92

**Cardholder Account Detail**

Trans Date	Post Date	Plan Name	Reference Number	Description	Amount
04/29	05/01	PPLN01	24692162119100445827683	WWW COSTCO COM 800-955-2292 WA	\$21.54
05/03	05/03	PPLN01	24692162123100567403317	VAST CONFERENCE 888-8868869 CA	\$10.92
05/04	05/05	PPLN01	24943002124700851935082	ADOBE ACROPRO SUBS 800-443-8158 CA	\$67.96
05/13	05/17	PPLN01	74579162136405627891775	BLS*TOMEDES LTD8777748914 LONDON	\$175.00

PLEASE DETACH COUPON AND RETURN PAYMENT USING THE ENCLOSED ENVELOPE ALLOW UP TO 7 DAYS FOR RECEIPT

UMPQUA BANK  
PO BOX 35142 - LB1181  
SEATTLE WA 98124-5142



**Account Number**  
#### #### #### 7117

Check box to indicate name/address change on back of this coupon

AMOUNT OF PAYMENT ENCLOSED

Closing Date	New Balance	Total Minimum Payment Due	Payment Due Date
05/31/22	\$1,805.38	\$1,805.38	06/25/22

\$



BL ACCT 00002840-20000001  
FALLBROOK REG HEALTH DIST  
138 SOUTH BRANDON ROAD  
FALLBROOK CA 92028

Statement



MAKE CHECK PAYABLE TO:

UMPQUA BANK COMMERCIAL CARD OPS  
PO BOX 35142 - LB1181  
SEATTLE WA 98124-5142



BL ACCT 00002840-20000001  
 FALLBROOK REG HEALTH DIST  
 Account Number: ##### 7117

Cardholder Account Detail Continued					
Trans Date	Post Date	Plan Name	Reference Number	Description	Amount
05/13	05/17	PPLN01	74579162136405627891775	INTERNATIONAL TRANS FEE	\$3.50
05/23	05/24	PPLN01	24492162143000036776095	MONSTER STEAMER INC WWW.MONSTERST CA	\$399.00
05/27	05/29	PPLN01	24906412147148210459940	EIG*CONSTANTCONTACT.COM 855-2295506 MA	\$95.00

Cardholder Account Summary					
RACHEL MASON ##### 2600		Payments & Other Credits \$0.00	Purchases & Other Charges \$637.96	Cash Advances \$0.00	Total Activity \$637.96

Cardholder Account Detail					
Trans Date	Post Date	Plan Name	Reference Number	Description	Amount
05/01	05/03	PPLN01	24943002122846888875320	MGM GRAND - ADV DEP LAS VEGAS NV	\$456.77
05/02	05/03	PPLN01	24137462122100318345252	TST* PIEOLOGY MGM LAS VEGAS NV	\$27.64
05/02	05/03	PPLN01	24270742122900012100537	JOHNNY ROCKETS #309 702-3671166 NV	\$14.02
05/02	05/04	PPLN01	24943002123846946920588	MGM GRAND - FRONT DESK LAS VEGAS NV	\$59.22
05/03	05/04	PPLN01	24692162123100976160102	SQ *AFP FOUNDATION FOR PH Arlington VA	\$25.00
05/03	05/05	PPLN01	24055222124750340447593	BEER PARK S LAS VEGAS LAS VEGAS NV	\$55.31

Cardholder Account Summary					
THERESA GERACITANO ##### 9073		Payments & Other Credits \$100.00-	Purchases & Other Charges \$494.50	Cash Advances \$0.00	Total Activity \$394.50

Cardholder Account Detail					
Trans Date	Post Date	Plan Name	Reference Number	Description	Amount
04/30	05/01	PPLN01	24692162120100955670975	AMZN Mktp US*134XE5JG1 Amzn.com/bill WA	\$10.75
05/04	05/05	PPLN01	24011342124000036572554	FALLBROOK* CA HTTPSWWW.FALL CA	\$98.00
05/05	05/06	PPLN01	24692162125100765998645	AMZN Mktp US*138556CS0 Amzn.com/bill WA	\$64.62
05/06	05/06	PPLN01	24204292126000072466630	FACEBK VZKULE7TF2 650-5434800 CA	\$35.00
05/08	05/09	PPLN01	24204292128000252357342	FACEBK 8KSDDE7SF2 650-5434800 CA	\$5.26
05/13	05/15	PPLN01	24231682134837001625219	ALBERTSONS #4786 FALLBROOK CA	\$17.49
05/13	05/15	PPLN01	24692162133100483430095	AMZN Mktp US*1L1Z51F72 Amzn.com/bill WA	\$46.32
05/14	05/16	PPLN01	24943012135010200355206	THE HOME DEPOT #1018 OCEANSIDE CA	\$46.42
05/18	05/20	PPLN01	24129422139100000713333	MAJOR MARKET FALLBROOK CA	\$7.19
05/20	05/22	PPLN01	24137462141600209408090	WhiteHouseBlackMarket 239-274-4018 FL	\$63.45
05/27	05/29	PPLN01	24692162147100840475928	SQ *INSTITUTE FOR SPECIAL San Diego CA	\$100.00
05/27	05/29		74692162147100861462669	CREDIT VOUCHER SQ *INSTITUTE FOR SPECIAL San Diego CA	\$100.00-

Finance Charge Summary / Plan Level Information									
Plan Name	Plan Description	FCM <sup>1</sup>	Average Daily Balance	Periodic Rate *	Corresponding APR	Finance Charges	Effective APR Fees **	Effective APR	Ending Balance
<b>Purchases</b>									
PPLN01 001	PURCHASE	E	\$0.00	0.06024%(D)	21.9900%	\$0.00	\$0.00	0.0000%	\$1,805.38
<b>Cash</b>									
CPLN01 001	CASH	A	\$0.00	0.06572%(D)	23.9900%	\$0.00	\$0.00	0.0000%	\$0.00
* Periodic Rate (M)=Monthly (D)=Daily ** includes cash advance and foreign currency fees							Days In Billing Cycle: 32 APR = Annual Percentage Rate		
<sup>1</sup> FCM = Finance Charge Method									
(V) = Variable Rate If you have a variable rate account the periodic rate and Annual Percentage Rate (APR) may vary.									