

# Fallbrook Regional HEALTH DISTRICT


**AGENDA  
FINANCE COMMITTEE  
Wednesday, May 6, 2020 at 4:30 P.M.  
Virtual Meeting Locations: Webinar & Teleconference**

In accordance with the current State of Emergency and the Governor's Executive Order N-25-20, of March 12, 2020 and N-33-20 of March 19, 2020, teleconferencing will be used for this meeting. Board members, staff and members of the public will be able to participate by webinar by using the following link: <https://us02web.zoom.us/j/89476984622?pwd=aFhyOWZJc0tZV2NTOVhMVm1UMU8vUT09> Meeting ID: 894 7698 4622, Password: 0Mh8NB. Participants will need to download the Zoom app on their mobile device. Members of the public will also be able to participate by telephone using the following dial in information: Dial in #: (310) 372-7549 Passcode 660448.

Committee Members: Jennifer Jeffries & Barbara Mroz  
Executive Director: Rachel Mason  
Administrative Assistant: Linda Bannerman  
Accountant: Susan Woodward  
Bookkeeper: Wendy Lyon

1. Call to Order/Roll Call
2. Public Comments
3. Review of Financial Statements for March 2020
  - 1) Balance Sheet Comparison of March to February
  - 2) Income Statement for the Month Ended March 31, 2020 & Fiscal Year to Date
  - 3) Profit & Loss Actual vs Budget July 2019 to March 2020
  - 4) Profit & Loss Approved Annual Budget Overview July 2019 – June 2020
  - 5) Local Agency Investment Fund (LAIF) Statement – March
  - 6) CalTrust Statement – March
  - 7) Property Tax Revenue – fiscal year to date
  - 8) Check Detail as of March
  - 9) Med+ Urgent Care Utilization Data Report
  - 10) Checkbook Report - January to March
4. Discussion Items
  - a. Consideration of Fiscal Year 2020-2021 Budget
5. Board Member Comments and Future Agenda Items
6. Adjournment

I certify that on May 5, 2020, I posted a copy of the foregoing agenda near the regular meeting place of the Board of Directors of Fallbrook Regional Health District, said time being at least 24 hours in advance of the meeting. The American with Disabilities Act provides that no qualified individual with a disability shall be excluded from participation in or denied the benefits of District business. If you need assistance to participate in this meeting, please contact the District office 24 hours prior to the meeting at 760-731-9187.

  
Board Secretary/Clerk

**FALLBROOK REGIONAL HEALTH DISTRICT**  
**BALANCE SHEET COMPARISON**  
Comparison of March 2020 to February 2020

	Mar 31, 20	Feb 29, 20	\$ Change
<b>ASSETS</b>			
<b>Current Assets</b>			
<b>Checking/Savings</b>			
102.3 · Cash in Bank-P.W. Oper. Acct.	346,230	449,890	(103,659)
102.6 · Cash in Bank -LAIF	1,296,735	1,296,735	
102.9 · CalTRUST Investment Account	7,183,188	7,171,738	11,450
102.91 · Petty Cash	250	316	(66)
<b>Total Checking/Savings</b>	<b>8,826,404</b>	<b>8,918,679</b>	<b>(92,275)</b>
<b>Other Current Assets</b>			
103.1 · Receivable from Escrow-Alvarado	158,000		158,000
104 · Prepaid Insurance	7,408	9,606	(2,197)
107 · Tax apportion receivable	396,770		396,770
110 · Reimbursmnt Rec'ble - Comm Inv	173	173	
<b>Total Other Current Assets</b>	<b>562,351</b>	<b>9,778</b>	<b>552,573</b>
<b>Total Current Assets</b>	<b>9,388,755</b>	<b>8,928,457</b>	<b>460,297</b>
<b>Fixed Assets</b>			
121 · Equipment	65,649	65,649	
121.2 · Equipment Depreciation	(44,572)	(43,533)	(1,039)
<b>122.0 · Assets</b>			
122.01 · E. Alvarado Street		137,054	(137,054)
122.012 · E. Alvarado Street Improvements		94,441	(94,441)
122.013 · E Alvarado St Land		154,186	(154,186)
122.02 · S. Brandon Road	161,578	161,578	
122.022 · S. Brandon Road Improvements	95,573	88,178	7,394
122.023 · Brandon Road Land	129,662	129,662	
122.03 · E. Mission Road	1,440,790	1,440,790	
122.032 · E. Mission Road Improvements	76,308	72,183	4,125
122.033 · E Mission Rd Land	360,629	360,629	
122.039 · Accum Depr - E. Mission Improv.	(2,543)	(2,373)	(170)
122.07 · Accum Depr - ALL BUILDINGS	(33,774)	(43,147)	9,373
<b>Total 122.0 · Assets</b>	<b>2,228,223</b>	<b>2,593,181</b>	<b>(364,958)</b>
<b>Total Fixed Assets</b>	<b>2,249,300</b>	<b>2,615,297</b>	<b>(365,997)</b>
<b>Other Assets</b>			
130 · Note Receivable - Alvarado Prop	487,500		487,500
<b>Total Other Assets</b>	<b>487,500</b>		<b>487,500</b>
<b>TOTAL ASSETS</b>	<b>12,125,554</b>	<b>11,543,754</b>	<b>581,800</b>
<b>LIABILITIES &amp; EQUITY</b>			
<b>Liabilities</b>			
<b>Current Liabilities</b>			
<b>Accounts Payable</b>			
140 · Accounts Payable	20,095	55,076	(34,981)
<b>Total Accounts Payable</b>	<b>20,095</b>	<b>55,076</b>	<b>(34,981)</b>
<b>Credit Cards</b>			
150.4 · CSDA - Visa	1,284		1,284
<b>Total Credit Cards</b>	<b>1,284</b>		<b>1,284</b>

**FALLBROOK REGIONAL HEALTH DISTRICT  
BALANCE SHEET COMPARISON**

Comparison of March 2020 to February 2020

	Mar 31, 20	Feb 29, 20	\$ Change
<b>Other Current Liabilities</b>			
204 · Accrued Vacation & Sick Leave	17,702	12,874	4,828
213 · Simple Plan Payable	550	1,063	(513)
215 · District Wellness Initiatives			
215.23 · Health Fair	610	610	
215.39 · PSA Screening	703	703	
215.43 · Mahjong	1,007	1,007	
215.46 · FHD Promotional Float	100	100	
215.50 · Woman of Wellness ( WOW)	(100)	(100)	
215.51 · Blood Drive	(518)		(518)
<b>Total 215 · District Wellness Initiatives</b>	<b>1,803</b>	<b>2,321</b>	<b>(518)</b>
220 · Refundable Deposit Payable	5,250	5,250	
<b>Total Other Current Liabilities</b>	<b>25,304</b>	<b>21,507</b>	<b>3,797</b>
<b>Total Current Liabilities</b>	<b>46,684</b>	<b>76,584</b>	<b>(29,900)</b>
<b>Total Liabilities</b>	<b>46,684</b>	<b>76,584</b>	<b>(29,900)</b>
<b>Equity</b>			
300 · Unrestricted Operations Fund	2,147,896	2,147,896	
302.2 · Community Investment Fund	9,506,578	9,506,578	
Net Income	424,396	(187,304)	611,700
<b>Total Equity</b>	<b>12,078,870</b>	<b>11,467,171</b>	<b>611,700</b>
<b>TOTAL LIABILITIES &amp; EQUITY</b>	<b>12,125,554</b>	<b>11,543,754</b>	<b>581,800</b>

**FALLBROOK REGIONAL HEALTH DISTRICT**  
**Income Statement**  
**For the Month Ended March 31, 2020 & Fiscal Year to Date**

	<u>Mar 20</u>	<u>Jul '19 - M...</u>
<b>Ordinary Income/Expense</b>		
<b>Income</b>		
400. · District		
402 · Property tax revenue	396,770	1,516,326
403 · Interest / Dividends	11,450	125,336
406 · Unearned Inc (Loss) - Cal Trust		77,167
<b>Total 400. · District</b>	<b>408,220</b>	<b>1,718,829</b>
450. · Properties		
450.02 · Cost of Elder Str Property Sale		(157,275)
<b>Total 450. · Properties</b>		<b>(157,275)</b>
460 · Lease Income		
460.01 · Med+ Urgent Care (formerly A+)	2,800	25,200
460.03 · Rock Rose School	3,500	31,500
<b>Total 460 · Lease Income</b>	<b>6,300</b>	<b>56,700</b>
<b>Total Income</b>	<b>414,520</b>	<b>1,618,253</b>
<b>Gross Profit</b>	<b>414,520</b>	<b>1,618,253</b>
<b>Expense</b>		
500 · Admin. Expenses & Overhead		
500.10 · Salaries	28,026	204,714
500.12 · Payroll Taxes	2,412	18,933
500.14 · W/C Insurance	146	1,087
500.15 · Employee Health & Welfare	3,863	29,079
500.16 · Board Stipends	2,415	16,610
500.17 · Education & Conferences		11,065
500.18 · Dues & Subscriptions	11,030	18,519
500.19 · Insurance - General	2,052	18,464
500.20 · Independent Accounting Services	1,000	9,550
500.21 · Annual Independent Audit		9,200
500.23 · General Counsel		33,985
500.25 · Office Expense		
01 · Communications	495	3,679
02 · I.T. and Website services	1,243	6,568
03 · Refreshments	26	70
04 · Office Expenses	976	8,742
05 · LAFCO Admin fees		1,210
06 · Independent Contract Services		37,417
<b>Total 500.25 · Office Expense</b>	<b>2,740</b>	<b>57,687</b>

**FALLBROOK REGIONAL HEALTH DISTRICT**  
**Income Statement**  
**For the Month Ended March 31, 2020 & Fiscal Year to Date**

	Mar 20	Jul '19 - M...
500.27 · Depreciation	1,258	10,343
500.29 · Dist Promotions & Publications	326	10,364
500.30 · Simple IRA Expense	713	5,556
500.32 · Consultant Fees	113	4,461
500.33 · Copier Lease	802	7,219
500.36 · Accrued Vacation & Sick Leave	4,828	3,775
500.40 · Video/AV Equipment		12,070
<b>Total 500 · Admin. Expenses &amp; Overhead</b>	<b>61,722</b>	<b>482,682</b>
<b>550 · Mgmt./Maint. - Alvarado Street</b>		
550.10 · Maintenance Services & Repairs		728
550.22 · Property Manager		300
550.23 · General Counsel		3,605
550.29 · Dist. Promotions & Publications		123
550.32 · Consultant Fees		1,461
<b>Total 550 · Mgmt./Maint. - Alvarado Street</b>		<b>6,217</b>
<b>570 · Mgmt./Maint. - E. Mission Road</b>		
570.02 · Gas & Electric	373	3,280
570.03 · Water	(253)	(2,432)
570.04 · Waste Management		285
570.06 · Landscape - Grounds Environment	700	6,300
570.07 · Custodial Services	300	1,800
570.09 · Land Use - Permitting	685	3,414
570.10 · Maintenance Services & Repairs	667	4,310
570.11 · Contractor Expense		330
570.12 · Fire Alarm System		1,186
570.22 · Property Manager	225	3,581
570.23 · General Counsel		1,470
570.25 · Office Expense		
25.01 · Communications	88	595
25.04 · Office Expenses		76
25.06 · Independent Contract Services		204
<b>Total 570.25 · Office Expense</b>	<b>88</b>	<b>874</b>
570.32 · Consultant Fees		3,815
<b>Total 570 · Mgmt./Maint. - E. Mission Road</b>	<b>2,784</b>	<b>28,214</b>
<b>590 · Mgmt./Maint. - S. Brandon Road</b>		
590.01 · Property Manager	113	1,669
590.02 · Gas & Electric	662	6,493
590.03 · Water	249	2,038
590.04 · Waste Management		311
590.06 · Landscape - Grounds Environment	400	3,950
590.07 · Custodial Services	900	7,200
590.08 · Elevator	201	1,748
590.09 · Vehicle Expenses	143	2,167
590.10 · Maintenance Services & Repairs	277	7,324

**FALLBROOK REGIONAL HEALTH DISTRICT**  
**Income Statement**  
**For the Month Ended March 31, 2020 & Fiscal Year to Date**

	Mar 20	Jul '19 - M...
590.11 · Medical Records Store & Service	1,796	23,594
590.12 · Fire Alarm System		640
<b>Total 590 · Mgmt./Maint. - S. Brandon Road</b>	<b>4,740</b>	<b>57,133</b>
<b>600 · Community Health Contracts</b>		
600.998 · CyberGrants	(10,915)	
600.02 · Fbk Citizens Crime Prevention		8,475
600.03 · Be Well Therapy, Inc.		17,786
600.04 · Boys & Girls Club		39,240
600.05 · Community Health Systems, Inc.		90,000
600.07 · Fbk Senior Citizens Srvc Club		93,750
600.08 · Fallbrook Smiles Project		67,635
600.11 · Palomar Family Counseling Srvc		50,567
600.17 · Foundation for Senior Care		215,521
600.18 · Fallbrook Food Pantry		97,500
600.33 · REINS Therapeutic Prgm		74,149
600.37 · Trauma Intervention Prgm of SD		7,500
600.46 · Mental Health Systems, Inc.		7,603
600.51 · North County C.E.R.T. Inc.		3,915
600.53 · Jeremiah's Ranch		(3,872)
600.58 · Michelle's Place		24,122
600.60 · D'Vine Path, Inc.		5,730
600.61 · San Diego North County Lions		3,607
600.62 · Neighborhood Healthcare		11,250
<b>Total 600 · Community Health Contracts</b>	<b>(10,915)</b>	<b>814,477</b>
<b>800 · District Direct Care Services</b>		
800.02 · Med+ Urgent Care	8,000	82,000
800.03 · North County Fire JPA EMSO		34,454
800.04 · NC Fire JPA Public Comm.	5,732	5,732
<b>Total 800 · District Direct Care Services</b>	<b>13,732</b>	<b>122,186</b>
<b>Total Expense</b>	<b>72,062</b>	<b>1,510,910</b>
<b>Net Ordinary Income</b>	<b>342,458</b>	<b>107,343</b>
<b>Other Income/Expense</b>		
<b>Other Income</b>		
Gain on Sale of Assets	269,242	269,242
<b>Total Other Income</b>	<b>269,242</b>	<b>269,242</b>
<b>Other Expense</b>		
900 · Community Invest Fd Reimbursmnt		(47,811)
<b>Total Other Expense</b>		<b>(47,811)</b>
<b>Net Other Income</b>	<b>269,242</b>	<b>317,053</b>
<b>Net Income</b>	<b>611,700</b>	<b>424,396</b>

**FALLBROOK REGIONAL HEALTH DISTRICT**  
**Profit & Loss YTD Actual vs Budget**

July 2019 through March 2020

	Jul '19 - M...	Budget	\$ Over Bu...	% of Budg...
<b>Ordinary Income/Expense</b>				
<b>Income</b>				
400. · District				
402 · Property tax revenue	1,516,326	1,776,000	(259,674)	85%
403 · Interest / Dividends	125,336	150,500	(25,164)	83%
406 · Unearned Inc (Loss) - Cal Trust	77,167	26,000	51,167	297%
<b>Total 400. · District</b>	<b>1,718,829</b>	<b>1,952,500</b>	<b>(233,671)</b>	<b>88%</b>
450. · Properties				
450.02 · Cost of Elder Str Property Sale	(157,275)	0	(157,275)	100%
<b>Total 450. · Properties</b>	<b>(157,275)</b>	<b>0</b>	<b>(157,275)</b>	<b>100%</b>
460 · Lease Income				
460.01 · Med+ Urgent Care (formerly A+)	25,200	25,200	0	100%
460.03 · Rock Rose School	31,500	21,000	10,500	150%
<b>Total 460 · Lease Income</b>	<b>56,700</b>	<b>46,200</b>	<b>10,500</b>	<b>123%</b>
<b>Total Income</b>	<b>1,618,253</b>	<b>1,998,700</b>	<b>(380,447)</b>	<b>81%</b>
<b>Gross Profit</b>	<b>1,618,253</b>	<b>1,998,700</b>	<b>(380,447)</b>	<b>81%</b>
<b>Expense</b>				
500 · Admin. Expenses & Overhead				
500.10 · Salaries	204,714	192,030	12,684	107%
500.12 · Payroll Taxes	18,933	15,750	3,183	120%
500.14 · W/C Insurance	1,087	1,313	(225)	83%
500.15 · Employee Health & Welfare	29,079	24,000	5,079	121%
500.16 · Board Stipends	16,610	22,500	(5,890)	74%
500.17 · Education & Conferences	11,065	9,000	2,065	123%
500.18 · Dues & Subscriptions	18,519	15,850	2,669	117%
500.19 · Insurance - General	18,464	18,465	(1)	100%
500.20 · Independent Accounting Services	9,550	6,000	3,550	159%
500.21 · Annual Independent Audit	9,200	9,000	200	102%
500.23 · General Counsel	33,985	37,500	(3,515)	91%
500.25 · Office Expense				
01 · Communications	3,679	4,650	(971)	79%
02 · I.T. and Website services	6,568	4,500	2,068	146%
03 · Refreshments	70	1,125	(1,055)	6%
04 · Office Expenses	8,742	9,000	(258)	97%
05 · LAFCO Admin fees	1,210	1,367	(157)	89%
06 · Independent Contract Services	37,417	45,000	(7,583)	83%
<b>Total 500.25 · Office Expense</b>	<b>57,687</b>	<b>65,642</b>	<b>(7,955)</b>	<b>88%</b>
500.27 · Depreciation	10,343	7,350	2,993	141%
500.29 · Dist Promotions & Publications	10,364	9,000	1,364	115%
500.30 · Simple IRA Expense	5,556			
500.32 · Consultant Fees	4,461	11,250	(6,789)	40%
500.33 · Copier Lease	7,219	7,050	169	102%
500.36 · Accrued Vacation & Sick Leave	3,775	5,250	(1,475)	72%
500.40 · Video/AV Equipment	12,070	10,000	2,070	121%
<b>Total 500 · Admin. Expenses &amp; Overhead</b>	<b>482,682</b>	<b>466,949</b>	<b>15,733</b>	<b>103%</b>

**FALLBROOK REGIONAL HEALTH DISTRICT**  
**Profit & Loss YTD Actual vs Budget**  
 July 2019 through March 2020

	Jul '19 - M...	Budget	\$ Over Bu...	% of Budg...
<b>550 · Mgmt./Maint. - Alvarado Street</b>				
550.10 · Maintenance Services & Repairs	728			
550.22 · Property Manager	300			
550.23 · General Counsel	3,605			
550.29 · Dist. Promotions & Publications	123			
550.32 · Consultant Fees	1,461			
<b>Total 550 · Mgmt./Maint. - Alvarado Street</b>	<b>6,217</b>			
<b>570 · Mgmt./Maint. - E. Mission Road</b>				
570.02 · Gas & Electric	3,280	5,625	(2,345)	58%
570.03 · Water	(2,432)	1,875	(4,307)	(130)%
570.04 · Waste Management	285	300	(15)	95%
570.06 · Landscape - Grounds Environment	6,300	9,000	(2,700)	70%
570.07 · Custodial Services	1,800	3,510	(1,710)	51%
570.08 · Architect Expense	0	9,000	(9,000)	0%
570.09 · Land Use - Permitting	3,414	9,000	(5,586)	38%
570.10 · Maintenance Services & Repairs	4,310	11,250	(6,940)	38%
570.11 · Contractor Expense	330	0	330	100%
570.12 · Fire Alarm System	1,186	2,250	(1,064)	53%
570.22 · Property Manager	3,581			
570.23 · General Counsel	1,470	45,000	(43,530)	3%
570.25 · Office Expense				
25.01 · Communications	595			
25.02 · I.T. & Website Services	0	1,125	(1,125)	0%
25.04 · Office Expenses	76	6,750	(6,674)	1%
25.06 · Independent Contract Services	204	3,750	(3,547)	5%
<b>Total 570.25 · Office Expense</b>	<b>874</b>	<b>11,625</b>	<b>(10,751)</b>	<b>8%</b>
570.29 · Dist. Promotions & Publications	0	9,000	(9,000)	0%
570.32 · Consultant Fees	3,815	22,500	(18,685)	17%
<b>Total 570 · Mgmt./Maint. - E. Mission Road</b>	<b>28,214</b>	<b>139,935</b>	<b>(111,721)</b>	<b>20%</b>
<b>590 · Mgmt./Maint. - S. Brandon Road</b>				
590.01 · Property Manager	1,669	11,250	(9,581)	15%
590.02 · Gas & Electric	6,493	7,500	(1,007)	87%
590.03 · Water	2,038	2,250	(212)	91%
590.04 · Waste Management	311	300	11	104%
590.06 · Landscape - Grounds Environment	3,950	8,250	(4,300)	48%
590.07 · Custodial Services	7,200	6,000	1,200	120%
590.08 · Elevator	1,748	1,875	(127)	93%
590.09 · Vehicle Expenses	2,167	600	1,567	361%
590.10 · Maintenance Services & Repairs	7,324	3,750	3,574	195%
590.11 · Medical Records Store & Service	23,594	16,500	7,094	143%
590.12 · Fire Alarm System	640	750	(110)	85%
590.13 · Renovations / Improvements				
.13.01. · Architect Expense	0	7,500	(7,500)	0%
<b>Total 590.13 · Renovations / Improvements</b>	<b>0</b>	<b>7,500</b>	<b>(7,500)</b>	<b>0%</b>
<b>Total 590 · Mgmt./Maint. - S. Brandon Road</b>	<b>57,133</b>	<b>66,525</b>	<b>(9,392)</b>	<b>86%</b>



**FALLBROOK REGIONAL HEALTH DISTRICT**  
**Profit & Loss YTD Actual vs Budget**

July 2019 through March 2020

	<u>Jul '19 - M...</u>	<u>Budget</u>	<u>\$ Over Bu...</u>	<u>% of Budg...</u>
<b>600 · Community Health Contracts</b>				
600.02 · Fbk Citizens Crime Prevention	8,475	8,475	0	100%
600.03 · Be Well Therapy, Inc.	17,786	17,786	0	100%
600.04 · Boys & Girls Club	39,240	39,240	0	100%
600.05 · Community Health Systems, Inc.	90,000	90,000	0	100%
600.07 · Fbk Senior Citizens Srvc Club	93,750	93,750	0	100%
600.08 · Fallbrook Smiles Project	67,635	67,635	0	100%
600.11 · Palomar Family Counseling Srvc	50,567	50,567	0	100%
600.17 · Foundation for Senior Care	215,521	215,521	0	100%
600.18 · Fallbrook Food Pantry	97,500	97,500	0	100%
600.33 · REINS Therapeutic Prgm	74,149	74,149	0	100%
600.37 · Trauma Intervention Prgm of SD	7,500	7,500	0	100%
600.46 · Mental Health Systems, Inc.	7,603	7,603	0	100%
600.51 · North County C.E.R.T. Inc.	3,915	3,915	0	100%
600.53 · Jeremiah's Ranch	(3,872)	0	(3,872)	100%
600.57 · NC Fire Protection District	0	78,750	(78,750)	0%
600.58 · Michelle's Place	24,122	24,122	0	100%
600.60 · D'Vine Path, Inc.	5,730	5,730	0	100%
600.61 · San Diego North County Lions	3,607	5,000	(1,393)	72%
600.62 · Neighborhood Healthcare	11,250	11,250	0	100%
<b>Total 600 · Community Health Contracts</b>	<b>814,477</b>	<b>898,492</b>	<b>(84,015)</b>	<b>91%</b>
<b>800 · District Direct Care Services</b>				
800.02 · Med+ Urgent Care	82,000	72,000	10,000	114%
800.03 · North County Fire JPA EMSO	34,454	53,333	(18,879)	65%
800.04 · NC Fire JPA Public Comm.	5,732	20,000	(14,268)	29%
<b>Total 800 · District Direct Care Services</b>	<b>122,186</b>	<b>145,333</b>	<b>(23,147)</b>	<b>84%</b>
<b>Total Expense</b>	<b>1,510,910</b>	<b>1,717,235</b>	<b>(206,325)</b>	<b>88%</b>
<b>Net Ordinary Income</b>	<b>107,343</b>	<b>281,465</b>	<b>(174,122)</b>	<b>38%</b>
<b>Other Income/Expense</b>				
Other Income				
Gain on Sale of Assets	269,242			
<b>Total Other Income</b>	<b>269,242</b>			
Other Expense				
900 · Community Invest Fd Reimbursmnt	(47,811)			
<b>Total Other Expense</b>	<b>(47,811)</b>			
<b>Net Other Income</b>	<b>317,053</b>			
<b>Net Income</b>	<b>424,396</b>	<b>281,465</b>	<b>142,931</b>	<b>151%</b>

**FALLBROOK REGIONAL HEALTH DISTRICT**  
**Profit & Loss - Approved Annual Budget Overview**  
 July 2019 through June 2020

	Jul 19	Aug 19	Sep 19	Oct 19	Nov 19	Dec 19	Jan 20	Feb 20	Mar 20	Apr 20	May 20	Jun 20	TOTAL Jul '19 - ...
<b>Ordinary Income/Expense</b>													
<b>Income</b>													
400 - District													
402 - Property tax revenue	26,000	15,000	68,000	152,000	635,000	350,000	50,000	50,000	430,000	200,000	40,000	30,000	2,046,000
403 - Interest / Dividends	17,500	17,500	16,500	16,500	16,500	16,500	16,500	16,500	16,500	16,500	16,500	16,500	200,000
406 - Unearned Inc (Loss) -...	2,000	3,000	3,000	3,000	3,000	3,000	3,000	3,000	3,000	3,000	3,000	3,000	35,000
<b>Total 400 - District</b>	<b>45,500</b>	<b>35,500</b>	<b>87,500</b>	<b>171,500</b>	<b>654,500</b>	<b>369,500</b>	<b>69,500</b>	<b>69,500</b>	<b>449,500</b>	<b>219,500</b>	<b>59,500</b>	<b>49,500</b>	<b>2,281,000</b>
<b>460 - Lease Income</b>													
460.01 - Med+ Urgent Care ...	2,800	2,800	2,800	2,800	2,800	2,800	2,800	2,800	2,800	2,800	2,800	2,800	33,600
460.03 - Rock Rose School	3,500	3,500	3,500	3,500	3,500	3,500	0	0	0	0	0	0	21,000
<b>Total 460 - Lease Income</b>	<b>6,300</b>	<b>6,300</b>	<b>6,300</b>	<b>6,300</b>	<b>6,300</b>	<b>6,300</b>	<b>2,800</b>	<b>2,800</b>	<b>2,800</b>	<b>2,800</b>	<b>2,800</b>	<b>2,800</b>	<b>54,600</b>
<b>Total Income</b>	<b>51,800</b>	<b>41,800</b>	<b>93,800</b>	<b>177,800</b>	<b>660,800</b>	<b>375,800</b>	<b>72,300</b>	<b>72,300</b>	<b>452,300</b>	<b>222,300</b>	<b>62,300</b>	<b>52,300</b>	<b>2,335,600</b>
<b>Gross Profit</b>	<b>51,800</b>	<b>41,800</b>	<b>93,800</b>	<b>177,800</b>	<b>660,800</b>	<b>375,800</b>	<b>72,300</b>	<b>72,300</b>	<b>452,300</b>	<b>222,300</b>	<b>62,300</b>	<b>52,300</b>	<b>2,335,600</b>
<b>Expense</b>													
500 - Admin. Expenses & Ov...													
500.10 - Salaries	21,337	21,337	21,337	21,337	21,337	21,337	21,337	21,337	21,337	21,337	21,337	21,337	256,040
500.12 - Payroll Taxes	1,750	1,750	1,750	1,750	1,750	1,750	1,750	1,750	1,750	1,750	1,750	1,750	21,000
500.14 - W/C Insurance	146	146	146	146	146	146	146	146	146	146	146	146	1,750
500.15 - Employee Health ...	2,667	2,667	2,667	2,667	2,667	2,667	2,667	2,667	2,667	2,667	2,667	2,667	32,000
500.16 - Board Stipends	2,500	2,500	2,500	2,500	2,500	2,500	2,500	2,500	2,500	2,500	2,500	2,500	30,000
500.17 - Education & Confe...	1,000	1,000	1,000	1,000	1,000	1,000	1,000	1,000	1,000	1,000	1,000	1,000	12,000
500.18 - Dues & Subscripti...	8,811	199	100	6,000	110	50	180	100	300	300	300	150	16,600
500.19 - Insurance - General	2,052	2,052	2,052	2,052	2,052	2,052	2,052	2,052	2,052	2,052	2,052	2,052	24,620
500.20 - Independent Acco...	667	667	667	667	667	667	667	667	667	667	667	667	8,000
500.21 - Annual Independe...	0	0	0	0	0	0	0	0	0	0	0	0	9,000
500.23 - General Counsel	4,167	4,167	4,167	4,167	4,167	4,167	4,167	4,167	4,167	4,167	4,167	4,167	50,000
500.25 - Office Expense													
01 - Communications	517	517	517	517	517	517	517	517	517	517	517	517	6,200
02 - I.T. and Website ser...	500	500	500	500	500	500	500	500	500	500	500	500	6,000
03 - Refreshments	125	125	125	125	125	125	125	125	125	125	125	125	1,500
04 - Office Expenses	1,000	1,000	1,000	1,000	1,000	1,000	1,000	1,000	1,000	1,000	1,000	1,000	12,000
05 - LAFCO Admin fees	1,367	0	0	0	0	0	0	0	0	0	0	0	1,367
06 - Independent Contra...	5,000	5,000	5,000	5,000	5,000	5,000	5,000	5,000	5,000	5,000	5,000	5,000	60,000
<b>Total 500.25 - Office Expen...</b>	<b>8,509</b>	<b>7,142</b>	<b>7,142</b>	<b>7,142</b>	<b>7,142</b>	<b>7,142</b>	<b>7,142</b>	<b>7,142</b>	<b>7,142</b>	<b>7,142</b>	<b>7,142</b>	<b>7,142</b>	<b>87,067</b>

**FALLBROOK REGIONAL HEALTH DISTRICT**  
**Profit & Loss - Approved Annual Budget Overview**

July 2019 through June 2020

	Jul 19	Aug 19	Sep 19	Oct 19	Nov 19	Dec 19	Jan 20	Feb 20	Mar 20	Apr 20	May 20	Jun 20	TOTAL Jul '19 - ...
500.27 · Depreciation	817	817	817	817	817	817	817	817	817	817	817	817	9,800
500.29 · Dist Promotions &...	1,000	1,000	1,000	1,000	1,000	1,000	1,000	1,000	1,000	1,000	1,000	1,000	12,000
500.32 · Consultant Fees	1,250	1,250	1,250	1,250	1,250	1,250	1,250	1,250	1,250	1,250	1,250	1,250	15,000
500.33 · Copier Lease	783	783	783	783	783	783	783	783	783	783	783	783	9,400
500.36 · Accrued Vacation ...	583	583	583	583	583	583	583	583	583	583	583	583	7,000
500.40 · Video/AV Equipme...	0	0	0	10,000	0	0	0	0	0	0	0	0	10,000
<b>Total 500 · Admin. Expenses ...</b>	<b>58,038</b>	<b>57,058</b>	<b>47,959</b>	<b>63,859</b>	<b>47,969</b>	<b>47,909</b>	<b>48,039</b>	<b>47,959</b>	<b>48,159</b>	<b>48,159</b>	<b>48,159</b>	<b>48,009</b>	<b>611,277</b>
570 · Mgmt./Maint. - E. Missi...													
570.02 · Gas & Electric	625	625	625	625	625	625	625	625	625	625	625	625	7,500
570.03 · Water	208	208	208	208	208	208	208	208	208	208	208	208	2,500
570.04 · Waste Management	0	75	0	75	0	75	0	75	0	75	0	75	450
570.06 · Landscape - Grou...	1,000	1,000	1,000	1,000	1,000	1,000	1,000	1,000	1,000	1,000	1,000	1,000	12,000
570.07 · Custodial Services	390	390	390	390	390	390	390	390	390	390	390	390	4,680
570.08 · Architect Expense	0	0	0	0	0	5,000	0	4,000	0	4,000	0	0	13,000
570.09 · Land Use - Permitt...	0	0	0	0	0	5,000	0	4,000	0	4,000	0	0	13,000
570.10 · Maintenance Servi...	1,250	1,250	1,250	1,250	1,250	1,250	1,250	1,250	1,250	1,250	1,250	1,250	15,000
570.12 · Fire Alarm System	250	250	250	250	250	250	250	250	250	250	250	250	3,000
570.23 · General Counsel	5,000	5,000	5,000	5,000	5,000	5,000	5,000	5,000	5,000	5,000	5,000	5,000	60,000
570.25 · Office Expense													
25.02 · I.T. & Website Se...	125	125	125	125	125	125	125	125	125	125	125	125	1,500
25.04 · Office Expenses	750	750	750	750	750	750	750	750	750	750	750	750	9,000
25.06 · Independent Con...	417	417	417	417	417	417	417	417	417	417	417	417	5,000
<b>Total 570.25 · Office Expen...</b>	<b>1,292</b>	<b>1,292</b>	<b>1,292</b>	<b>1,292</b>	<b>1,292</b>	<b>1,292</b>	<b>1,292</b>	<b>1,292</b>	<b>1,292</b>	<b>1,292</b>	<b>1,292</b>	<b>1,292</b>	<b>15,500</b>
570.29 · Dist. Promotions ...	1,000	1,000	1,000	1,000	1,000	1,000	1,000	1,000	1,000	1,000	1,000	1,000	12,000
570.32 · Consultant Fees	2,500	2,500	2,500	2,500	2,500	2,500	2,500	2,500	2,500	2,500	2,500	2,500	30,000
<b>Total 570 · Mgmt./Maint. - E. ...</b>	<b>13,515</b>	<b>13,590</b>	<b>13,515</b>	<b>13,590</b>	<b>13,515</b>	<b>23,590</b>	<b>13,515</b>	<b>21,590</b>	<b>13,515</b>	<b>21,590</b>	<b>13,515</b>	<b>13,590</b>	<b>188,630</b>
590 · Mgmt./Maint. - S. Brand...													
590.01 · Property Manager	1,250	1,250	1,250	1,250	1,250	1,250	1,250	1,250	1,250	1,250	1,250	1,250	15,000
590.02 · Gas & Electric	833	833	833	833	833	833	833	833	833	833	833	833	10,000
590.03 · Water	250	250	250	250	250	250	250	250	250	250	250	250	3,000
590.04 · Waste Management	0	75	0	75	0	75	0	75	0	75	0	75	450
590.06 · Landscape - Grou...	917	917	917	917	917	917	917	917	917	917	917	917	11,000
590.07 · Custodial Services	667	667	667	667	667	667	667	667	667	667	667	667	8,000
590.08 · Elevator	208	208	208	208	208	208	208	208	208	208	208	208	2,500
590.09 · Vehicle Expenses	0	222	0	0	378	0	0	0	0	0	0	0	600
590.10 · Maintenance Servi...	417	417	417	417	417	417	417	417	417	417	417	417	5,000
590.11 · Medical Records S...	1,833	1,833	1,833	1,833	1,833	1,833	1,833	1,833	1,833	1,833	1,833	1,833	22,000
590.12 · Fire Alarm System	83	83	83	83	83	83	83	83	83	83	83	83	1,000

**FALLBROOK REGIONAL HEALTH DISTRICT**  
**Profit & Loss - Approved Annual Budget Overview**  
 July 2019 through June 2020

	Jul 19	Aug 19	Sep 19	Oct 19	Nov 19	Dec 19	Jan 20	Feb 20	Mar 20	Apr 20	May 20	Jun 20	TOTAL Jul '19 - ...
590.13 · Renovations / Imp...	833	833	833	833	833	833	833	833	833	833	833	833	10,000
.13.01 · Architect Expense													
<b>Total 590.13 · Renovations ...</b>	<b>833</b>	<b>833</b>	<b>833</b>	<b>833</b>	<b>833</b>	<b>833</b>	<b>833</b>	<b>833</b>	<b>833</b>	<b>833</b>	<b>833</b>	<b>833</b>	<b>10,000</b>
<b>Total 590 · Mgmt./Maint. - S. ...</b>	<b>7,292</b>	<b>7,589</b>	<b>7,292</b>	<b>7,367</b>	<b>7,670</b>	<b>7,367</b>	<b>7,292</b>	<b>7,367</b>	<b>7,292</b>	<b>7,367</b>	<b>7,292</b>	<b>7,367</b>	<b>88,550</b>
600 · Community Health Cont...													
600.02 · Fbk Citizens Crim...	2,825	0	0	0	2,825	0	0	2,825	0	0	2,825	0	11,300
600.03 · Be Well Therapy, I...	5,929	0	0	0	5,929	0	0	5,929	0	0	5,929	0	23,714
600.04 · Boys & Girls Club	19,240	0	0	0	10,000	0	0	10,000	0	0	10,000	0	49,240
600.05 · Community Health...	30,000	0	0	0	30,000	0	0	30,000	0	0	30,000	0	120,000
600.07 · Fbk Senior Citizen...	31,250	0	0	0	31,250	0	0	31,250	0	0	31,250	0	125,000
600.08 · Fallbrook Smiles ...	22,545	0	0	0	22,545	0	0	22,545	0	0	22,545	0	90,180
600.11 · Palomar Family C...	16,856	0	0	0	16,856	0	0	16,856	0	0	16,856	0	67,423
600.17 · Foundation for Se...	71,840	0	0	0	71,840	0	0	71,840	0	0	71,840	0	287,362
600.18 · Fallbrook Food Pa...	32,500	0	0	0	32,500	0	0	32,500	0	0	32,500	0	130,000
600.33 · REINS Therapeuti...	24,716	0	0	0	24,716	0	0	24,716	0	0	24,716	0	98,865
600.37 · Trauma Interventi...	2,500	0	0	0	2,500	0	0	2,500	0	0	2,500	0	10,000
600.46 · Mental Health Syst...	2,534	0	0	0	2,534	0	0	2,534	0	0	2,534	0	10,137
600.51 · North County C.E....	1,305	0	0	0	1,305	0	0	1,305	0	0	1,305	0	5,220
600.57 · NC Fire Protection...	26,250	0	0	0	26,250	0	0	26,250	0	0	26,250	0	105,000
600.58 · Michelle's Place	8,041	0	0	0	8,041	0	0	8,041	0	0	8,041	0	32,162
600.60 · D'Vine Path, Inc.	1,910	0	0	0	1,910	0	0	1,910	0	0	1,910	0	7,640
600.61 · San Diego North C...	5,000	0	0	0	5,000	0	0	5,000	0	0	5,000	0	5,000
600.62 · Neighborhood Hea...	3,750	0	0	0	3,750	0	0	3,750	0	0	3,750	0	15,000
<b>Total 600 · Community Healt...</b>	<b>308,991</b>	<b>0</b>	<b>0</b>	<b>0</b>	<b>294,751</b>	<b>0</b>	<b>0</b>	<b>294,751</b>	<b>0</b>	<b>0</b>	<b>294,751</b>	<b>0</b>	<b>1,193,243</b>
800 · District Direct Care Ser...													
800.02 · Med+ Urgent Care	8,000	8,000	8,000	8,000	8,000	8,000	8,000	8,000	8,000	8,000	8,000	8,000	96,000
800.03 · North County Fire ...	0	0	0	8,889	8,889	8,889	8,889	8,889	8,889	8,889	8,889	8,889	80,000
800.04 · NC Fire JPA Publi...	0	0	0	3,333	3,333	3,333	3,333	3,333	3,333	3,333	3,333	3,333	30,000
<b>Total 800 · District Direct Car...</b>	<b>8,000</b>	<b>8,000</b>	<b>8,000</b>	<b>20,222</b>	<b>20,222</b>	<b>20,222</b>	<b>20,222</b>	<b>20,222</b>	<b>20,222</b>	<b>20,222</b>	<b>20,222</b>	<b>20,222</b>	<b>206,000</b>
<b>Total Expense</b>	<b>395,835</b>	<b>86,237</b>	<b>76,766</b>	<b>105,038</b>	<b>384,127</b>	<b>99,088</b>	<b>89,068</b>	<b>391,889</b>	<b>89,188</b>	<b>97,338</b>	<b>383,939</b>	<b>89,188</b>	<b>2,287,700</b>
<b>Net Ordinary Income</b>	<b>(344,035)</b>	<b>(44,437)</b>	<b>17,034</b>	<b>72,762</b>	<b>276,673</b>	<b>276,712</b>	<b>(16,768)</b>	<b>(319,589)</b>	<b>363,112</b>	<b>124,962</b>	<b>(321,639)</b>	<b>(36,888)</b>	<b>47,900</b>
<b>Net Income</b>	<b>(344,035)</b>	<b>(44,437)</b>	<b>17,034</b>	<b>72,762</b>	<b>276,673</b>	<b>276,712</b>	<b>(16,768)</b>	<b>(319,589)</b>	<b>363,112</b>	<b>124,962</b>	<b>(321,639)</b>	<b>(36,888)</b>	<b>47,900</b>

California State Treasurer  
**Fiona Ma, CPA**



Local Agency Investment Fund  
P.O. Box 942809  
Sacramento, CA 94209-0001  
(916) 653-3001

April 10, 2020

LAIF Home  
PMIA Average Monthly  
Yields

FALLBROOK REGIONAL HEALTH DISTRICT

ADMINISTRATOR  
P.O. BOX 2587  
FALLBROOK, CA 92088

Tran Type Definitions

**Account Number:**

March 2020 Statement

**Account Summary**

Total Deposit:	0.00	Beginning Balance:	1,296,735.23
Total Withdrawal:	0.00	Ending Balance:	1,296,735.23



CalTRUST  
 c/o Ultimus Fund Solutions  
 PO Box 541150  
 Omaha, NE 68154-9150  
 www.caltrust.org  
 Email: CalTRUSTSupport@ultimusfundsolutions.com  
 Fax: 402-963-9094  
 Phone: 833-CALTRUST (225-8787)

## Investment Account Summary

03/01/2020 through 03/31/2020

### SUMMARY OF INVESTMENTS

Fund	Account Number	Total Shares Owned	Net Asset Value per Share on Mar 31 (\$)	Value on Mar 31 (\$)	Average Cost Amount (\$)	Cumulative Unrealized Gain/(Loss)
<b>FALLBROOK REGIONAL HEALTH DISTRICT</b>						
CalTRUST Medium Term Fund		704,925.220	10.19	7,183,187.99	7,069,904.84	113,283.15
<b>Portfolios Total value as of 03/31/2020</b>				<b>7,183,187.99</b>		

### DETAIL OF TRANSACTION ACTIVITY

Activity Description	Activity Date	Amount (\$)	Amount in Shares	Balance in Shares	Price per Share (\$)	Balance (\$)	Average Cost Amt (\$)	Realized Gain/(Loss)	
<b>CalTRUST Medium Term Fund</b>		<b>FALLBROOK REGIONAL HEALTH DISTRICT</b>						<b>Account Number:</b>	
Beginning Balance	03/01/2020			703,801.581	10.19	7,171,738.11			
Accrual Income Div Reinvestment	03/31/2020	11,449.88	1,123.639	704,925.220	10.19	7,183,187.99	0.00	0.00	
Unrealized Gain/(Loss)						0.00			
Closing Balance as of	Mar 31			704,925.220	10.19	7,183,187.99			

**FALLBROOK REGIONAL HEALTH DISTRICT**  
**Property Tax Revenue - Fiscal Year to Date**  
 July 2019 through March 2020

---

Type	Date	Name	Amount	Balance
<b>400. · District</b>				
<b>402 · Property tax revenue</b>				
Gener...	07/31/19		30,918.85	30,918.85
Gener...	08/31/19		13,012.42	43,931.27
Gener...	09/30/19		27,118.51	71,049.78
Gener...	10/31/19		74,890.12	145,939.90
Gener...	11/30/19		690,741.30	836,681.20
Gener...	12/31/19		235,934.69	1,072,615.89
Gener...	01/31/20		46,940.34	1,119,556.23
Gener...	03/31/20		396,770.21	1,516,326.44
Total 402 · Property tax revenue			1,516,326.44	1,516,326.44
Total 400. · District			1,516,326.44	1,516,326.44
<b>TOTAL</b>			<b>1,516,326.44</b>	<b>1,516,326.44</b>

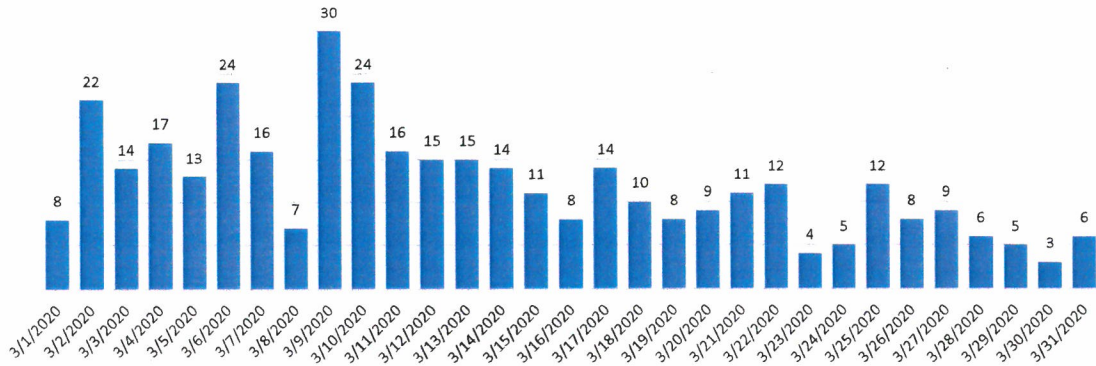
FALLBROOK REGIONAL HEALTH DISTRICT  
Check Detail Report - March 2020

Date	Num	Name	Memo	Amount
03/02/2020	EFT	GoDaddy.com	Office 365 renewal - Rachel Mason	\$ (71.88)
03/02/2020	11165	Pamela Knox	Reimburse - Medicare Jan-Feb 2020	\$ (289.20)
03/02/2020	EFT	Microsoft Office	Microsoft Office monthly subscription fee	\$ (49.50)
03/04/2020	11166	A GOOD ROOFER	2/21/20 Change Order	\$ (11,262.00)
03/04/2020	11167	Ahrend Studios	Inv. 016688; staff website picture	\$ (134.69)
03/04/2020	11168	Aztec Cleaning & Maintenance	Inv. 448015 and 448016	\$ (280.00)
03/04/2020	11169	Culligan of Escondido	Inv. 1079179	\$ (50.00)
03/04/2020	11170	Fallbrook Directory	3/1/20 stmt.	\$ (191.67)
03/04/2020	11171	Key, Darren	Ceiling tile paint/touch up at Brandon Rd.	\$ (118.40)
03/04/2020	11172	NCFPD - N. Co. Fire Protection District	EMSO Salary & Benefits: 11/23/19 - 2/21/2020	\$ (17,227.23)
03/04/2020	11173	Springston Design, LLC	Inv. 3948; March IT services	\$ (190.00)
03/04/2020	11174	Vivify Painting	Deposit for Brandon Rd. interior painting; Est. 57808	\$ (800.00)
03/06/2020	EFT	ADP, LLC	ADP Fees: 3/5/20 PR	\$ (195.90)
03/11/2020	11188	Woodward, Susan	February accounting services	\$ (1,000.00)
03/13/2020	11175	Ahrend Studios	Inv. 0167018; staff website picture	\$ (134.69)
03/13/2020	11176	AT&T U-Verse - computer	2/27/20 inv.	\$ (68.55)
03/13/2020	11177	Aztec Cleaning & Maintenance	Inv. 448010 and 448011	\$ (280.00)
03/13/2020	11178	Glennie's Office Products, Inc.	2/29/20 stmt.	\$ (287.83)
03/13/2020	11179	Iron Mountain	Inv. CLBW642	\$ (1,924.27)
03/13/2020	11180	Key, Darren	Labor and materials for cabinets	\$ (494.22)
03/13/2020	11181	Scott & Jackson Esq.	Professional services February 2020	\$ (9,502.50)
03/13/2020	11182	Scrappy's Tire and Auto, Inc.	Inv. 38686; 4 tires	\$ (488.36)
03/13/2020	11183	Specialized Elevator Services	March Elevator Maintenance; Inv. 9245	\$ (200.55)
03/13/2020	11184	Streamline	Website monthly fee - March 2020 - Inv. 104098	\$ (200.00)
03/13/2020	11185	Termin-8 Pest Control	138 S. Brandon Extermination Services; Inv. 118367	\$ (125.00)
03/13/2020	11186	UMPQUA Bank-CSDA VISA	2/28/20 inv.	\$ (529.93)
03/13/2020	11187	Village News	Inv. 39267	\$ (259.00)
03/18/2020	11189	Aztec Cleaning & Maintenance	Inv. 448015 and 448016	\$ (280.00)
03/18/2020	11190	Chisholm, John	E. Mission Rd.: painting done on 3/9 and 3/11/20	\$ (120.00)
03/18/2020	11191	Edward Jones	March contributions	\$ (200.00)
03/18/2020	11192	Langdon Floorcovering	Inv. 20009; balance of install in full	\$ (1,200.00)
03/18/2020	11193	NCFPD - N. Co. Fire Protection District	Public Comm./Social Media Salary & Benefits: 12/5/19 -	\$ (5,731.90)
03/18/2020	11194	Schwab, Charles & Co., Inc.	2/20/20 Contributions	\$ (512.50)
03/18/2020	11195	Vivify Painting	Balance of Brandon Rd. interior painting; Est. 57808	\$ (4,100.00)
03/18/2020	11196	Whalen, J. & Associates	Inv. 10000082; E. Mission Road zoning/permit	\$ (684.80)
03/18/2020	11197	Langdon Floorcovering	Inv. 20007; balance of install in full	\$ (800.00)
03/18/2020	11198	Schwab, Charles & Co., Inc.	3/5/20 and 3/20/20 contributions	\$ (1,225.00)
03/18/2020	11199	Rachel Mason-Runnells	Reimbursement-signs for office/restrooms	\$ (71.07)
03/18/2020	11200	Rachel Mason-Runnells	Reimbursement-mileage	\$ (132.36)
03/18/2020	11201	Tracy Rosalee	Reimbursement-mileage 1/3/20 - 3/9/20	\$ (35.96)
03/20/2020	EFT	ADP, LLC	ADP Fees: 3/20/2020 PR	\$ (99.64)
03/27/2020	11202	AT&T - phone lines	3/14/20 inv.	\$ (256.58)
03/27/2020	11203	AT&T 1636 E. Mission Rd.	3/8/20 inv.	\$ (87.59)
03/27/2020	11204	Aztec Cleaning & Maintenance	Office cleaning; inv. 448018	\$ (180.00)
03/27/2020	11205	CalPERS	ID: 15987118	\$ (3,573.65)
03/27/2020	11206	Fallbrook Awards	Inv. 28169; 2 name badges	\$ (25.83)
03/27/2020	11207	FPUD - Brandon Rd.	3/20/20 inv.	\$ (190.08)
03/27/2020	11208	FPUD - Brandon Rd.	3/20/20 inv. (2nd meter)	\$ (58.42)
03/27/2020	11209	FPUD - Wellness Center	3/20/20 inv.	\$ (58.42)
03/27/2020	11210	Konica Minolta Leasing - qds	Inv. 35130460	\$ (810.14)
03/27/2020	11211	Low Voltage	Inv. 36825; Brandon Rd. fire extinguishers serviced (3)	\$ (82.00)
03/27/2020	11212	Ramirez Landscaping & Tree Service	Inv. 4647 and 4522	\$ (1,450.00)
03/27/2020	11213	SDG&E FHD - 6994	3/24/20 inv.	\$ (661.77)
03/27/2020	11214	Sun Realty	2/5/20-3/17/20 property mgmt. & repairs	\$ (836.51)
03/31/2020	11215	A+ Urgent Care, Inc.	March 2020 subsidy per 7/2019-6/2020 MOU	\$ (8,000.00)
				<u>\$ (77,819.59)</u>




# MedPlus Urgent Care Patient Counts & Details March 2020

Total Patients Seen: 376 (61.7% Using Medi-Cal HMO coverage\*)

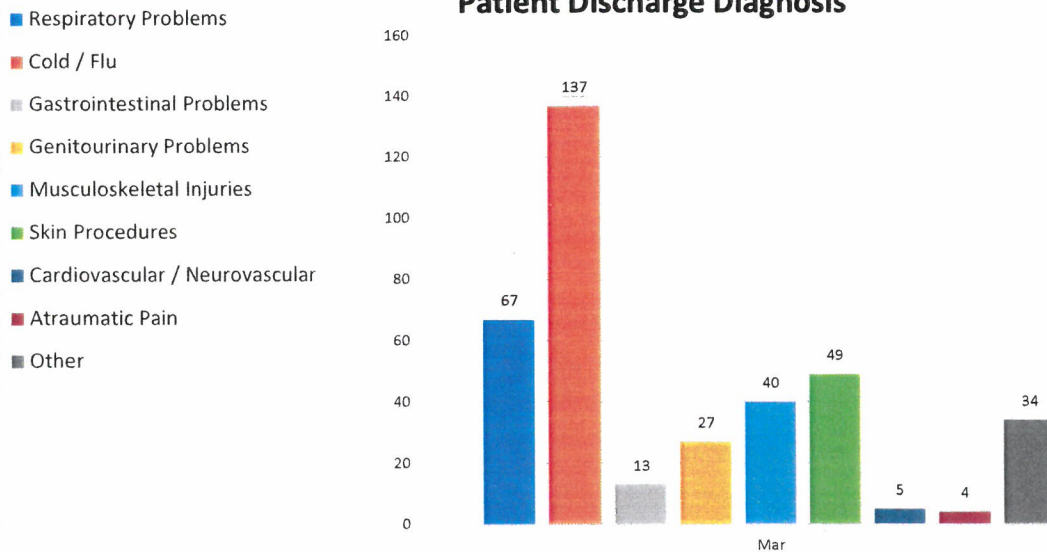


## Regular Hours vs Extended Hours (Patients Seen)



Extended hours include: Monday - Friday after 5:00pm, Saturday & Sunday hours, Holiday hours  
Regular hours: Monday - Friday 9:00am - 5:00pm

## Patient Discharge Diagnosis

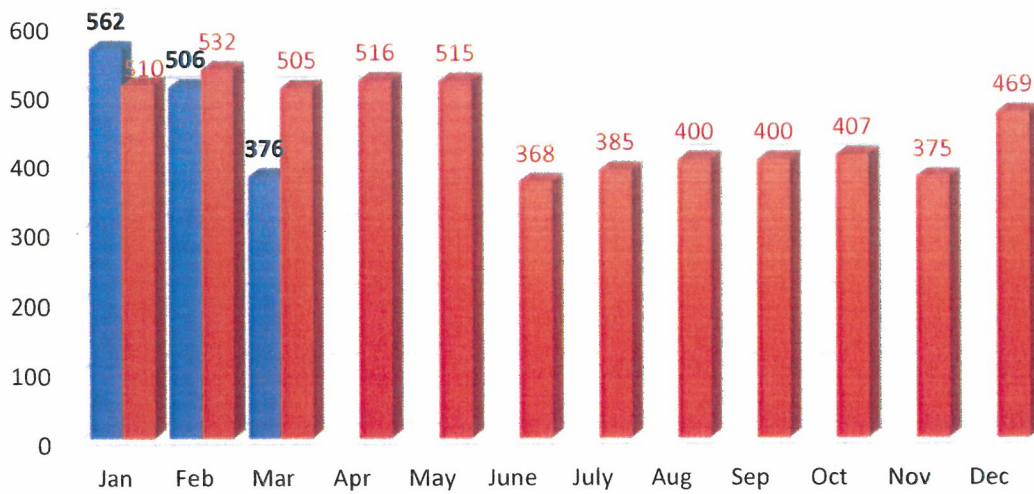


Note\* Medi-Cal HMO values consist of Molina, Community Health Group, Rady's Children's Hospital San Diego & Vantage Medical Group

## Med+ Urgent Care Utilization Review - Year to date (2020)

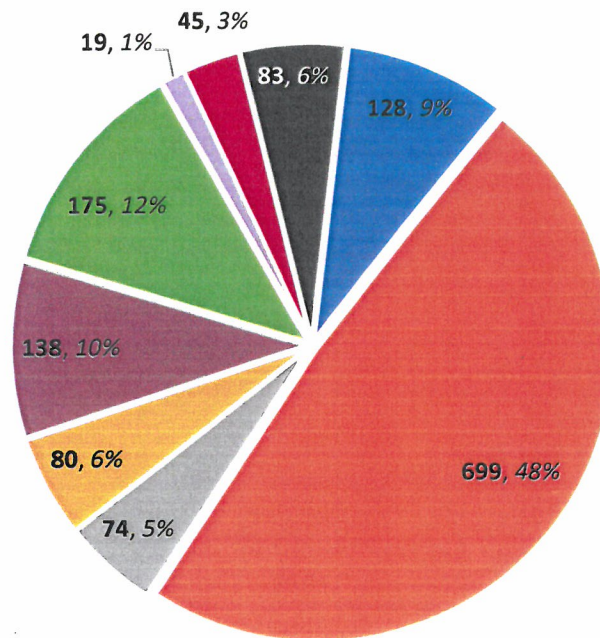
### Number of Patients

■ 2020 ■ 2019



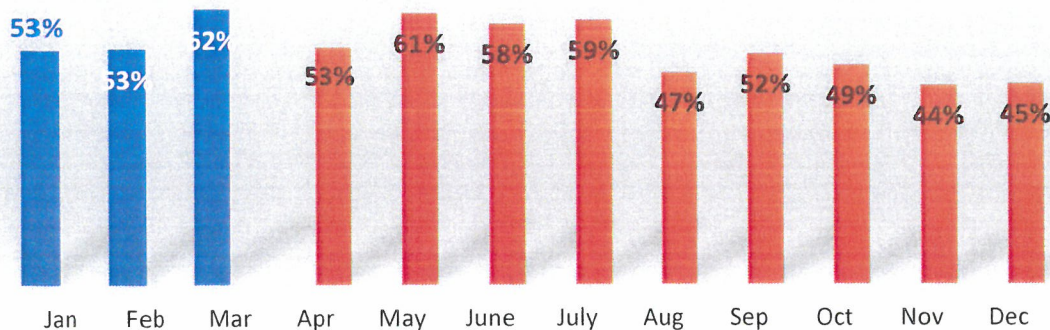
### Patient Discharge Diagnosis

- Respiratory
- Cold/Flu
- Gastrointestinal
- Genitourinary
- Musculoskeletal injuries
- Skin procedures
- Cardio/Neurovascular
- Atraumatic pain
- other



### % Medi-Cal

■ 2020 ■ 2019



<b>CHECKBOOK REPORT JAN-MAR 2020</b>
--------------------------------------

**COMMUNITY INVESTMENT FUND JAN-MAR 2020:**

BEGINNING BALANCE:	\$ 9,501,369.57
FUNDS SPENT:	\$ 47,388.81
ENDING BALANCE:	\$ 9,453,980.76
(See attached report for itemized detail)	
<i>QUARTERLY TOTAL DUE FOR REIMBURSEMENT JULY-SEPT 2019:</i>	<i>\$ 31,688.94</i>
<i>QUARTERLY TOTAL DUE FOR REIMBURSEMENT OCT-DEC 2019:</i>	<i>\$ 16,122.08</i>
<i>QUARTERLY TOTAL DUE FOR REIMBURSEMENT JAN-MAR 2020:</i>	<i>\$ 47,388.81</i>
<b>TOTAL COMMUNITY INVESTMENT FUNDS SPENT SINCE FISCAL YEAR BEGAN 7/1/19:</b>	<b>\$ 95,199.83</b>

**OPERATIONS FUND JAN-MAR 2020:**

BEGINNING BALANCE:	\$ 687,203.57
DEPOSITS:	\$ 313,832.74
BILL PMTS./PAYROLL EXPENSES/COMM. HEALTH CONTRACTS:	\$ 551,146.69
ENDING BALANCE:	\$ 449,889.62
(See attached report for itemized detail)	
JULY-SEPT 2019	\$ (541,687.98)
OCT-DEC 2019	\$ (726,845.50)
JAN-MAR 2020	\$ (551,146.69)
<b>TOTAL OPERATIONS FUNDS SPENT JULY 2019-MAR 2020:</b>	<b>\$ (1,819,680.17)</b>

**FALLBROOK REGIONAL HEALTH DISTRICT  
USES OF COMMUNITY INVESTMENT FUNDS  
1/1/20 - 3/31/20**

<b>COMMUNITY INVESTMENT FUND BEGINNING BALANCE 1/1/20:</b>				<b>\$ 9,501,369.57</b>
	<b>Date</b>	<b>Name</b>	<b>Memo</b>	<b>Amount</b>
<b>215 - District Wellness Initiatives</b>				
<b>Blood Drive</b>				
	03/04/2020	Village News	Blood Drive promotion	\$ 259.00
	03/31/2020	Village News	Blood Drive promotion	\$ 259.00
<b>570 - Mgmt./Maint. - E. Mission Road</b>				
<b>Gas &amp; Electric</b>				
	01/24/2020	SDG&E	1/24/20 invoice	\$ 387.74
	02/25/2020	SDG&E	2/25/20 invoice	\$ 569.36
	03/25/2020	SDG&E	3/25/20 invoice	\$ 373.03
<b>Water</b>				
	01/23/2020	FPUD	Jan account chgs and credit - E. Mission Road	\$ (250.17)
	01/23/2020	FPUD	Meter 14359987; 12/28/19-1/23/20	\$ 56.78
	02/20/2020	FPUD	Meter 14359987; 1/24/20-2/20/20	\$ 58.42
	02/20/2020	FPUD	Feb account chgs and credit - E. Mission Road	\$ (281.14)
	03/20/2020	FPUD	Mar account chgs and credit - E. Mission Road	\$ (311.32)
	03/20/2020	FPUD	Meter 14359987; 2/2/201-3/20/20	\$ 58.42
<b>Waste Management</b>				
	10/01/2019	Fallbrook Waste	Feb-Mar 2020	\$ 72.00
<b>Landscape - Grounds Environment</b>				
	01/31/2020	Ramirez Landscaping	E. Mission Rd. - monthly landscape maintenance	\$ 700.00
	02/29/2020	Ramirez Landscaping	E. Mission Rd. - monthly landscape maintenance	\$ 700.00
	03/31/2020	Ramirez Landscaping	E. Mission Rd. - monthly landscape maintenance	\$ 700.00
<b>Custodial Services</b>				
	01/07/2020	Aztec Cleaning	E. Mission Rd. cleaning; Inv. 250947	\$ 100.00
	01/14/2020	Aztec Cleaning	E. Mission Rd. cleaning; inv. 250949	\$ 100.00
	01/21/2020	Aztec Cleaning	E. Mission Rd. cleaning; inv. 250967	\$ 100.00
	01/28/2020	Aztec Cleaning	E. Mission Rd. cleaning; inv. 250966	\$ 100.00
	02/11/2020	Aztec Cleaning	E. Mission Rd. cleaning; inv. 448003	\$ 100.00
	02/18/2020	Aztec Cleaning	E. Mission Rd. cleaning; inv. 448005	\$ 100.00
	02/25/2020	Aztec Cleaning	E. Mission Rd. cleaning; inv. 448007	\$ 100.00
	03/03/1930	Aztec Cleaning	E. Mission Rd. cleaning; inv. 448008	\$ 100.00
	03/10/2020	Aztec Cleaning	E. Mission Rd. cleaning; inv. 448010	\$ 100.00
	03/18/2020	Aztec Cleaning	E. Mission Rd. cleaning; inv. 448016	\$ 100.00
<b>Land Use - Permitting</b>				
	01/06/2020	Whalen, J. & Assoc.	Inv. 10000020	\$ 1,283.16
	02/03/2020	Rachel Mason-Runnells	County Scoping letter meeting mileage	\$ 59.28
	02/06/2020	Whalen, J. & Assoc.	Inv. 10000051	\$ 169.97
	02/25/2020	Rincon Consultants	Retainer for Project No. 19-08947	\$ 2,500.00
	03/01/2020	Whalen, J. & Assoc.	Inv. 10000082	\$ 684.80
<b>Maintenance Services &amp; Repairs</b>				
	01/17/2020	24 Hour Fire Protection	E. Mission Rd. Fire Extinguisher Service Call	\$ 275.10
	01/20/2020	Sun Realty	E. Mission Rd. labor charge for maintenance	\$ 136.50
	03/17/2020	Chisholm, John	E. Mission Rd. painting done on 3/9 and 3/11/20	\$ 120.00
	03/17/2020	Sun Realty	E. Mission Rd. labor & materials for repairs	\$ 386.51
	03/24/2020	Chisholm, John	E. Mission Rd. painting and drain cleaned	\$ 160.00
<b>Property Manager</b>				
	01/22/2020	Sun Realty	E. Mission Rd. - Property mgmt.	\$ 337.50
	03/17/2020	Sun Realty	E. Mission Rd. - Property mgmt.	\$ 618.75
<b>General Counsel</b>				
	02/29/2020	Scott & Jackson Esq.	Professional services re: Catalyst Services Agmt.	\$ 1,470.00
<b>Office Expenses</b>				
<b>Communications</b>				
	02/08/2020	AT&T	E. Mission Road	\$ 87.59
	03/08/2020	AT&T	E. Mission Road	\$ 87.59
<b>Office Expenses</b>				
	02/03/2020	Rachel Mason-Runnells	E. Mission Rd. meetings mileage	\$ 3.94
<b>122.032 - E. Mission Road Improvements</b>				
	1/12/2020	Ramirez Landscaping	Mission Rd. 4 trees removed; 100 feet of drain	\$ 2,690.00
	2/3/2020	Ramirez Landscaping	Mission Rd. property landscaped/planted	\$ 8,330.00
	1/31/2020	Magellan, A.D.	Progress payment for January	\$ 8,250.00
	2/21/2020	A Good Roofer	Labor and materials for new roof at Mission Rd.	\$ 11,262.00
	3/31/2020	Magellan, A.D.	Progress Payment for February	\$ 4,125.00
<b>JAN-MAR 2020 TOTAL:</b>				<b>\$ 47,388.81</b>
<b>COMMUNITY INVESTMENT FUND ENDING BALANCE 3/31/20:</b>				<b>\$ 9,453,980.76</b>

**FALLBROOK REGIONAL HEALTH DISTRICT  
OPERATIONS ACCOUNT  
As of March 31, 2020**

Type	Date	Num	Name	Memo	Debit	Credit	Balance
							<b>687,203.57</b>
Check	01/02/2020	EFT	Microsoft Office	Microsoft Office monthly subscription fee		49.50	687,154.07
Deposit	01/03/2020			Deposit	3,500.00		690,654.07
Deposit	01/03/2020			Deposit	2,800.00		693,454.07
Check	01/08/2020	11046	Mireya Banuelos	Reimbursement-mileage		14.73	693,439.34
Bill Pmt -Check	01/08/2020	11047	AT&T - phone lines	12/14/19 inv.		262.98	693,176.36
Bill Pmt -Check	01/08/2020	11048	Aztec Cleaning & Maintenance	Inv. 250944 and 250945		280.00	692,896.36
Bill Pmt -Check	01/08/2020	11049	Culligan of Escondido	Inv. 1078766		50.00	692,846.36
Bill Pmt -Check	01/08/2020	11050	L & M Enterprises, Inc.	Adobe Acrobat reimbursement		67.96	692,778.40
Bill Pmt -Check	01/08/2020	11051	Magellan, A.D.	Inv. 1615; Progress invoice for December 2019		8,250.00	684,528.40
Bill Pmt -Check	01/08/2020	11052	Scott & Jackson Esq	Professional services December 2019		4,060.00	680,468.40
Bill Pmt -Check	01/08/2020	11053	Springston Design, LLC	Inv. 3911; January 2020 IT services		190.00	680,278.40
Bill Pmt -Check	01/08/2020	11054	Woodward, Susan	December 2019 accounting services		1,000.00	679,278.40
Deposit	01/15/2020			Deposit	1,393.15		680,671.55
Check	01/16/2020	EFT	GoDaddy.com	Order 1618011074; Office 365		119.88	680,551.67
Check	01/17/2020	11055	Howard Salmon	Reimbursement: Expenses ACHD-October 2019		370.16	680,181.51
Bill Pmt -Check	01/17/2020	11056	AT&T U-Verse - computer	12/27/19 inv.		68.55	680,112.96
Bill Pmt -Check	01/17/2020	11057	Aztec Cleaning & Maintenance	Inv. 250946, 250947, 250948, and 250949		560.00	679,552.96
Bill Pmt -Check	01/17/2020	11058	Excel Air Corporation	Inv. 2431-1; demo and remove 5 roof top units on Alvarado Street		2,840.00	676,712.96
Bill Pmt -Check	01/17/2020	11059	Fallbrook Printing Corporation	Inv. 22264; business cards Rosalee and Mroz		112.06	676,600.90
Bill Pmt -Check	01/17/2020	11060	Glennie's Office Products, Inc.	12/31/19 stmt.		134.46	676,466.44
Bill Pmt -Check	01/17/2020	11061	Iron Mountain	Inv. CGWP549		1,892.96	674,573.48
Bill Pmt -Check	01/17/2020	11062	Pitney Bowes - Lease	0018137865		77.32	674,496.16
Bill Pmt -Check	01/17/2020	11063	Purchase Power (Pitney Bowes)	1/2/20 inv.		201.00	674,295.16
Bill Pmt -Check	01/17/2020	11064	Ramirez Landscaping & Tree Service	Inv. 4610, 3445a, and 3361		3,790.00	670,505.16
Bill Pmt -Check	01/17/2020	11065	Specialized Elevator Services	January Elevator Maintenance; Inv. 6484		200.55	670,304.61
Bill Pmt -Check	01/17/2020	11066	Streamline	Website monthly fee - January 2020 - Inv. 103199		200.00	670,104.61
Bill Pmt -Check	01/17/2020	11067	Termin-8 Pest Control	138 S. Brandon Extermination Services; Inv. 117874		125.00	669,979.61
Bill Pmt -Check	01/17/2020	11068	Whalen, J. & Associates	Inv. 1000020; E. Mission Road zoning/permit		1,283.16	668,696.45
Bill Pmt -Check	01/17/2020	11069	Excel Air Corporation	Inv. 2545-1; sealing/repair/electrical work on Alvarado Street roof		4,348.00	664,348.45
General Journal	01/17/2020	1-4	Linda Bannerman	SALARY: Bannerman		1,598.29	662,750.16
General Journal	01/17/2020	1-8	Mireya Banuelos	SALARY: Banuelos		1,477.87	661,272.29
General Journal	01/17/2020	1-6	Pamela Knox	SALARY: Knox		1,529.87	659,742.42
General Journal	01/17/2020	1-2	Rachel Mason-Runnells	SALARY: Mason-Runnells		3,819.39	655,923.03
General Journal	01/17/2020	1-6	Rosalee, Tracy Ann	SALARY: Rosalee		1,079.28	654,843.75
Check	01/17/2020	EFT	ADP, LLC	ADP Fees: 1/17/20 PR		121.26	654,722.49
General Journal	01/17/2020	1-17	CA PR tax	Payroll tax CA-January 2020 pay period		503.69	654,218.80
General Journal	01/17/2020	1-18	IRS PR tax	IRS Tax Payment-January 2020 pay period		3,049.56	651,169.24
Bill Pmt -Check	01/24/2020	11070	24 Hour Fire Protection, Inc.	Inv. 79M 799854; E. Mission Rd. Fire Extinguisher Service/Cert.		275.10	650,894.14
Bill Pmt -Check	01/24/2020	11071	AT&T - phone lines	1/14/20 inv.		251.82	650,642.32
Bill Pmt -Check	01/24/2020	11072	AT&T U-Verse - computer	1/8/20 inv.		96.84	650,545.48
Bill Pmt -Check	01/24/2020	11073	Aztec Cleaning & Maintenance	Inv. 240967 and 240968		280.00	650,265.48
Bill Pmt -Check	01/24/2020	11074	CalPERS	Inv. 15927203		2,661.33	647,604.15
Bill Pmt -Check	01/24/2020	11075	Fallbrook Printing Corporation	Inv. 22300; business cards Knox		70.04	647,534.11
Bill Pmt -Check	01/24/2020	11076	Hester, Cory	Brandon Rd. - replace photo cells in exterior lights		339.00	647,195.11
Bill Pmt -Check	01/24/2020	11077	Holmes, Rob	December 2019-January 2020 stmt. - Sidewalk Project		2,248.87	644,946.24
Bill Pmt -Check	01/24/2020	11078	Key, Darren	Labor at Brandon Rd. to finish sink room		1,166.22	643,780.02
Bill Pmt -Check	01/24/2020	11079	Low Voltage	Inv. 36182; Brandon Rd. fire alarm/sprinkler inspection and monitori		503.00	643,277.02
Bill Pmt -Check	01/24/2020	11080	Scott Harvey	Sidewalk project done re: Elder Street building sale; Inv. 998		460.90	642,816.12
Bill Pmt -Check	01/24/2020	11081	Sun Realty	1/20/20 and 1/22/20 inv.		1,036.50	641,779.62
Bill Pmt -Check	01/24/2020	11082	Village News	Inv. 001238		200.00	641,579.62
Bill Pmt -Check	01/24/2020	11084	COSTCO	Membership 2020		92.96	641,486.66
Check	01/29/2020	11085	Rachel Mason-Runnells	Reimbursement-ACHD air/reg.; dental (Nov. to Feb); Rotary; Plant		1,081.00	640,405.66
Bill Pmt -Check	01/29/2020	11086	A GOOD ROOFER	New Roofs on Alvarado and Brandon Rd.		97,798.50	542,607.16
Bill Pmt -Check	01/29/2020	11087	Aztec Cleaning & Maintenance	Inv. 240965 and 240966		280.00	542,327.16
Bill Pmt -Check	01/29/2020	11088	CyberGrants	Inv. 6445		10,915.00	531,412.16
Bill Pmt -Check	01/29/2020	11089	FPUD	1/23/20 inv.		154.77	531,257.39
Bill Pmt -Check	01/29/2020	11090	FPUD	1/23/20 inv.		56.78	531,200.61
Bill Pmt -Check	01/29/2020	11091	FPUD - Wellness Center	1/23/20 inv.		56.78	531,143.83
Bill Pmt -Check	01/29/2020	11092	Konica Minolta Leasing - qds	Inv. 34745311		810.14	530,333.69
Bill Pmt -Check	01/29/2020	11093	Rotary Club of Fallbrook	Rachel Mason Member Dues Jan & Feb 2020; Inv. 1885		215.00	530,118.69
Bill Pmt -Check	01/29/2020	11094	SDG&E - East Mission Road	1/24/20 inv.		387.74	529,730.95
Bill Pmt -Check	01/29/2020	11095	SDG&E	1/23/20 inv.		748.73	528,982.22
Check	01/31/2020	11083	A+ Urgent Care, Inc.	January 2020 subsidy per 7/2019-6/2020 MOU		8,000.00	520,982.22
Bill Pmt -Check	01/31/2020	11116	L & M Enterprises, Inc.	January bookkeeping		4,225.00	516,757.22

**FALLBROOK REGIONAL HEALTH DISTRICT  
OPERATIONS ACCOUNT  
As of March 31, 2020**

Type	Date	Num	Name	Memo	Debit	Credit	Balance
General Journal	01/31/2020	1-28		January property tax received (actual date 1/22/20)	235,934.69		752,691.91
Check	02/01/2020	EFT	Microsoft Office	Microsoft Office monthly subscription fee		49.50	752,642.41
Check	02/03/2020	11117	Rachel Mason-Runnells	Reimbursement-Mileage Nov 2019-Jan 2020		198.80	752,443.61
Deposit	02/03/2020			Deposit	3,500.00		755,943.61
Check	02/04/2020	EFT	GoDaddy.com	Annual services/emails renewal		703.94	755,239.67
General Journal	02/05/2020	2-15	CA PR tax	Payroll Tax CA-February 5, 2020		523.08	754,716.59
General Journal	02/05/2020	2-16	IRS PR tax	IRS Tax Payment-February 5, 2020		3,394.65	751,321.94
Check	02/05/2020	EFT	GoDaddy.com	Annual domain name renewal		42.34	751,279.60
Deposit	02/05/2020			Deposit	2,800.00		754,079.60
Bill Pmt -Check	02/05/2020	11118	Aztec Cleaning & Maintenance	Office cleaning; inv. 448001		180.00	753,899.60
Bill Pmt -Check	02/05/2020	11119	Culligan of Escondido	Inv. 1078972		50.00	753,849.60
Bill Pmt -Check	02/05/2020	11120	Jim's Sign Shop	Inv. 0738; "Please Use Front Entrance" signs (3)		210.11	753,639.49
Bill Pmt -Check	02/05/2020	11121	Key, Darren	Ceiling tile replacement at Brandon Rd.		742.75	752,896.74
Bill Pmt -Check	02/05/2020	11122	L & M Enterprises, Inc.	Reimbursement: Adobe & Vast Conference		76.81	752,819.93
Bill Pmt -Check	02/05/2020	11123	Springston Design, LLC	February IT Services		190.00	752,629.93
Bill Pmt -Check	02/05/2020	11124	Woodward, Susan	January Accounting Services		1,000.00	751,629.93
Check	02/05/2020	EFT	ADP, LLC	ADP Fees: 2/5/20 PR		113.14	751,516.79
General Journal	02/05/2020	2-2	Rachel Mason-Runnells	SALARY: Mason-Runnells		3,819.39	747,697.40
General Journal	02/05/2020	2-4	Linda Bannerman	SALARY: Bannerman		1,610.52	746,086.88
General Journal	02/05/2020	2-8	Mireya Banuelos	SALARY: Banuelos		1,542.64	744,544.24
General Journal	02/05/2020	5-6	Pamela Knox	SALARY: Knox		1,474.19	743,070.05
General Journal	02/05/2020	2-6	Rosalee, Tracy Ann	SALARY: Rosalee		1,215.58	741,854.47
General Journal	02/05/2020	2-10	Howard Salmon	STIPEND: Salmon - January 2020		290.90	741,563.57
General Journal	02/05/2020	2-11	Barbara Mroz	STIPEND-Mroz - January 2020		581.80	740,981.77
General Journal	02/05/2020	2-12	Jennifer Jeffries	STIPEND: Jeffries - January 2020		484.84	740,496.93
General Journal	02/05/2020	2-14	Kate Schwartz-Frates	STIPEND: Schwartz-Frates - January 2020		95.92	740,401.01
General Journal	02/05/2020	2-13	William Leach	STIPEND: Leach - January 2020		387.87	740,013.14
Bill Pmt -Check	02/07/2020	11125	Langdon Floorcovering	Inv. 20007 and 20009		600.00	739,413.14
Check	02/10/2020	11096	Be Well Therapy	CHC 338 - PMT. 3 of 4		5,928.50	733,484.64
Check	02/10/2020	11097	Boys & Girls Club - Triple Play	CHC 340 - PMT. 3 of 4		10,000.00	723,484.64
Check	02/10/2020	11098	Community Health Systems	CHC 341 - PMT. 3 OF 4		30,000.00	693,484.64
Check	02/10/2020	11099	D'vine Path, Inc.	CHC 342 - PMT. 3 OF 4		1,910.00	691,574.64
Check	02/10/2020	11100	Fallbrook Citizens - FCCPC	CHC 344 - PMT. 3 OF 4		2,825.00	688,749.64
Check	02/10/2020	11101	Fallbrook Food Pantry	CHC 345 - PMT. 3 OF 4		32,500.00	656,249.64
Check	02/10/2020	11102	Foundation for Senior Care	CHC 346 - PMT. 3 OF 4		15,572.00	640,677.64
Check	02/10/2020	11113	Foundation for Senior Care	CHC 347 - PMT. 3 OF 4		10,438.74	630,238.90
Check	02/10/2020	11114	Foundation for Senior Care	CHC 348 - PMT. 3 OF 4		23,644.87	606,594.03
Check	02/10/2020	11115	Foundation for Senior Care	CHC 349 - PMT. 3 OF 4		22,184.87	584,409.16
Check	02/10/2020	11103	Fallbrook Senior Citizens Service Club	CHC 350 - PMT. 3 OF 4		31,250.00	553,159.16
Check	02/10/2020	11104	Fallbrook Smiles Project	CHC 351 - PMT. 3 OF 4		22,545.00	530,614.16
Check	02/10/2020	11105	Mental Health Systems-NICPP	CHC 352 - PMT. 3 OF 4		2,534.25	528,079.91
Check	02/10/2020	11106	Michelle's Place	CHC 353 - PMT. 3 OF 4		8,040.50	520,039.41
Check	02/10/2020	11107	Neighborhood Healthcare	CHC 354 - PMT. 3 OF 4		3,750.00	516,289.41
Check	02/10/2020	11108	NORTH COUNTY C.E.R.T.	CHC 355 - PMT. 3 OF 4		1,305.00	514,984.41
Check	02/10/2020	11109	Palomar Family Counseling Service	CHC 356 - PMT. 3 OF 4		16,855.75	498,128.66
Check	02/10/2020	11110	Reins	CHC 357 - PMT. 3 OF 4		15,000.00	483,128.66
Check	02/10/2020	11111	Reins	CHC 358 - PMT. 3 OF 4		9,716.25	473,412.41
Check	02/10/2020	11112	Trauma Intervention Programs	CHC 359 - PMT. 3 OF 4		2,500.00	470,912.41
Bill Pmt -Check	02/12/2020	11126	AT&T U-Verse - computer	1/27/20 inv.		77.80	470,834.61
Bill Pmt -Check	02/12/2020	11127	Aztec Cleaning & Maintenance	Inv. 448002 and 448003		280.00	470,554.61
Bill Pmt -Check	02/12/2020	11128	Fallbrook Printing Corporation	Inv. 22334; business cards Lyon		70.04	470,484.57
Bill Pmt -Check	02/12/2020	11129	Fallbrook Waste - Wellness Ctr	2/1/20 inv.		72.00	470,412.57
Bill Pmt -Check	02/12/2020	11130	Fallbrook Waste	2/1/20 inv.;		78.50	470,334.07
Bill Pmt -Check	02/12/2020	11131	Iron Mountain	Inv. CJKZ352		1,878.46	468,455.61
Bill Pmt -Check	02/12/2020	11132	Magellan, A.D.	Inv. 1638; Progress invoice for January 2020		8,250.00	460,205.61
Bill Pmt -Check	02/12/2020	11133	Ramirez Landscaping & Tree Service	Inv. 4520, 4521, and 2/3/20 est.		9,430.00	450,775.61
Bill Pmt -Check	02/12/2020	11134	Schwab, Charles & Co., Inc.	Acct. No. 4899-2865; 12/31 & 1/17/20 IRA cont.		1,025.00	449,750.61
Bill Pmt -Check	02/12/2020	11135	Scott & Jackson Esq.	Professional services January 2020		7,490.00	442,260.61
Bill Pmt -Check	02/12/2020	11136	Specialized Elevator Services	February Elevator Maintenance; Inv. 8343		200.55	442,060.06
Bill Pmt -Check	02/12/2020	11137	Streamline	Website monthly fee - February 2020 - Inv. 103642		200.00	441,860.06
Bill Pmt -Check	02/12/2020	11138	Termin-8 Pest Control	138 S. Brandon Extermination Services; Inv. 118334		125.00	441,735.06
Deposit	02/13/2020			Deposit	15.00		441,750.06
Bill Pmt -Check	02/19/2020	11139	Schwab, Charles & Co., Inc.	Staff contribution		100.00	441,650.06
Bill Pmt -Check	02/19/2020	11140	AT&T 1636 E. Mission Rd.	2/8/20 inv.		87.59	441,562.47
Bill Pmt -Check	02/19/2020	11141	CSDA, SD Chapter	2/20/20 dinner reservation		30.00	441,532.47

**FALLBROOK REGIONAL HEALTH DISTRICT  
OPERATIONS ACCOUNT  
As of March 31, 2020**

Type	Date	Num	Name	Memo	Debit	Credit	Balance
Bill Pmt -Check	02/19/2020	11142	Master Flow Heating & Air Conditioning	Inv. 3330; Brandon Rd.		1,925.00	439,607.47
Bill Pmt -Check	02/19/2020	11143	Whalen, J. & Associates	Inv. 10000051; E. Mission Road zoning/permit		169.97	439,437.50
Bill Pmt -Check	02/19/2020	11144	Langdon Floorcovering	Inv. 20007 and 20009; 2nd installment		3,395.00	436,042.50
General Journal	02/20/2020	2-3	Rachel Mason-Runnells	Mason-Runnells		3,819.39	432,223.11
General Journal	02/20/2020	2-5	Linda Bannerman	Bannerman		1,467.75	430,755.36
General Journal	02/20/2020	2-9	Mireya Banuelos	Banuelos		1,300.68	429,454.68
General Journal	02/20/2020	2-7	Pamela Knox	Knox		1,322.96	428,131.72
General Journal	02/20/2020	2-7	Rosalee, Tracy Ann	Rosalee		1,130.76	427,000.96
General Journal	02/20/2020	2-6	Wendy Lyon (accounting)	Lyon		2,346.52	424,654.44
General Journal	02/20/2020	2-17a	CA PR tax	Payroll tax CA-February 20, 2020		574.85	424,079.59
General Journal	02/20/2020	2-18a	IRS PR tax	IRS Tax Payment-February 20, 2020		3,255.34	420,824.25
Deposit	02/20/2020			Deposit	757.00		421,581.25
Bill Pmt -Check	02/21/2020	11145	A Good Roofer	Inv. M19511-2		4,370.00	417,211.25
Bill Pmt -Check	02/21/2020	11146	Aztec Cleaning & Maintenance	Inv. 448004 and 448005		280.00	416,931.25
Bill Pmt -Check	02/21/2020	11147	A Good Roofer	Inv. M19511-3		11,096.50	405,834.75
Bill Pmt -Check	02/21/2020	11148	ULINE	Inv. 117080638		132.04	405,702.71
Check	02/21/2020	11149	Mireya Banuelos	Reimbursement-Mileage 1/2-2/26/20		50.40	405,652.31
Check	02/21/2020	11150	Mireya Banuelos	Reimbursement-3 shirts for FRHD logo		64.71	405,587.60
Check	02/21/2020	EFT	ADP, LLC	ADP Fees: 2/20/20 PR		99.64	405,487.96
General Journal	02/24/2020	2-32		2nd Qtr Invest Fund Reimb from Checkbook Repon	16,000.00		421,487.96
Deposit	02/24/2020			Deposit	192.56		421,680.52
Check	02/26/2020	11151	Linda Bannerman	Reimbursement for Dental Plan premium 9/1/2019 thru 11/30/19		232.22	421,448.30
Check	02/28/2020	11152	Schwab, Charles & Co., Inc.	Staff 2/5/20 contributions		550.00	420,898.30
Bill Pmt -Check	02/28/2020	11153	AT&T - phone lines	2/14/20 inv.		252.14	420,646.16
Bill Pmt -Check	02/28/2020	11154	Aztec Cleaning & Maintenance	Inv. 448006 and 448007		280.00	420,366.16
Bill Pmt -Check	02/28/2020	11155	CalPERS	Inv. 15957527		4,485.98	415,880.18
Bill Pmt -Check	02/28/2020	11156	Fallbrook Rooter & Drain Service	Inv. 19896; service call, fill valve, and supply line		147.63	415,732.55
Bill Pmt -Check	02/28/2020	11157	FPUD	2/20/20 inv.		174.22	415,558.33
Bill Pmt -Check	02/28/2020	11158	FPUD	2/20/20 inv.		58.42	415,499.91
Bill Pmt -Check	02/28/2020	11159	FPUD - Wellness Center	2/20/20 inv.		58.42	415,441.49
Bill Pmt -Check	02/28/2020	11160	Konica Minolta Leasing - qds	Inv. 34943758		810.14	414,631.35
Bill Pmt -Check	02/28/2020	11161	Rincon Consultants, Inc.	Retainer for Project No. 19-08947		2,500.00	412,131.35
Bill Pmt -Check	02/28/2020	11162	SDG&E FHD - 6994	2/24/20 inv.		612.71	411,518.64
Check	02/29/2020	11163	A+ Urgent Care, Inc.	February 2020 subsidy per 7/2019-6/2020 MOU		8,000.00	403,518.64
Bill Pmt -Check	02/29/2020	11164	SDG&E - East Mission Road	2/25/20 inv.		569.36	402,949.28
General Journal	02/29/2020	2-35		No February property tax received	0.00		402,949.28
General Journal	02/29/2020	2-36		January property tax received (2/25/20 actual date)	46,940.34		449,889.62
Check	03/02/2020	EFT	GoDaddy.com	Office 365 renewal - Rachel Mason		71.88	449,817.74
TO1 Check	03/02/2020	11165	Pamela Knox	Reimburse - Medicare Jan-Feb 2020		289.20	449,528.54
Check	03/02/2020	EFT	Microsoft Office	Microsoft Office monthly subscription fee		49.50	449,479.04
Bill Pmt -Check	03/04/2020	11166	A Good Roofer	2/21/20 Change Order		11,262.00	438,217.04
Bill Pmt -Check	03/04/2020	11167	Ahrend Studios	Inv. 016688; staff website picture		134.69	438,082.35
Bill Pmt -Check	03/04/2020	11168	Aztec Cleaning & Maintenance	Inv. 448008 and 448009		280.00	437,802.35
Bill Pmt -Check	03/04/2020	11169	Culligan of Escondido	Inv. 1079179		50.00	437,752.35
Bill Pmt -Check	03/04/2020	11170	Fallbrook Directory	3/1/20 stmt.		191.67	437,560.68
Bill Pmt -Check	03/04/2020	11171	Key, Darren	Ceiling tile paint/touch up at Brandon Rd.		118.40	437,442.28
Bill Pmt -Check	03/04/2020	11172	NCFPD - N. Co. Fire Protection District	EMSO Salary & Benefits: 11/23/19 - 2/21/2020		17,227.23	420,215.05
Bill Pmt -Check	03/04/2020	11173	Springston Design, LLC	Inv. 3948; March IT services		190.00	420,025.05
Bill Pmt -Check	03/04/2020	11174	Vivify Painting	Deposit for Brandon Rd. interior painting; Est. 57808		800.00	419,225.05
General Journal	03/05/2020	3-19a	CA PR tax	Payroll Tax CA-March 5, 2020 pay period		543.01	418,682.04
General Journal	03/05/2020	3-20a	IRS PR tax	IRS Tax Payment-March 5, 2020		3,558.00	415,124.04
General Journal	03/05/2020	3-2	Rachel Mason-Runnells	Mason-Runnells		3,819.39	411,304.65
General Journal	03/05/2020	3-4	Linda Bannerman	Bannerman		1,406.55	409,898.10
General Journal	03/05/2020	3-8	Mireya Banuelos	Banuelos		1,275.91	408,622.19
General Journal	03/05/2020	3-16	Jennifer Jeffries	STIPEND: Jeffries		484.83	408,137.36
General Journal	03/05/2020	3-6	Pamela Knox	Knox		1,249.47	406,887.89
General Journal	03/05/2020	3-17	William Leach	STIPEND: Leach		387.87	406,500.02
General Journal	03/05/2020	2-10	Wendy Lyon (accounting)	Lyon		2,133.65	404,366.37
General Journal	03/05/2020	3-15	Barbara Mroz	STIPEND-Mroz		581.81	403,784.56
General Journal	03/05/2020	3-12	Rosalee, Tracy Ann	Rosalee		1,154.35	402,630.21
General Journal	03/05/2020	3-14	Howard Salmon	STIPEND: Salmon		484.84	402,145.37
General Journal	03/05/2020	3-18	Kate Schwartz-Frates	STIPEND: Schwartz-Frates		287.75	401,857.62
Check	03/06/2020	EFT	ADP, LLC	ADP Fees: 3/5/20 PR		195.90	401,661.72
Deposit	03/06/2020			Deposit	2,800.00		404,461.72
Bill Pmt -Check	03/11/2020	11188	Woodward, Susan	February accounting services		1,000.00	403,461.72

**FALLBROOK REGIONAL HEALTH DISTRICT  
OPERATIONS ACCOUNT  
As of March 31, 2020**

Type	Date	Num	Name	Memo	Debit	Credit	Balance
Bill Pmt -Check	03/13/2020	11175	Ahrend Studios	Inv. 0167018; staff website picture		134.69	403,327.03
Bill Pmt -Check	03/13/2020	11176	AT&T U-Verse - computer	2/27/20 inv.		68.55	403,258.48
Bill Pmt -Check	03/13/2020	11177	Aztec Cleaning & Maintenance	Inv. 448010 and 448011		280.00	402,978.48
Bill Pmt -Check	03/13/2020	11178	Glennie's Office Products, Inc.	2/29/20 stmt		287.83	402,690.65
Bill Pmt -Check	03/13/2020	11179	Iron Mountain	Inv. CLBW642		1,924.27	400,766.38
Bill Pmt -Check	03/13/2020	11180	Key, Darren	Labor and materials for cabinets		494.22	400,272.16
Bill Pmt -Check	03/13/2020	11181	Scott & Jackson Esq.	Professional services February 2020		9,502.50	390,769.66
Bill Pmt -Check	03/13/2020	11182	Scrappy's Tire and Auto, Inc.	Inv. 38686; 4 tires		488.36	390,281.30
Bill Pmt -Check	03/13/2020	11183	Specialized Elevator Services	March Elevator Maintenance; Inv. 9245		200.55	390,080.75
Bill Pmt -Check	03/13/2020	11184	Streamline	Website monthly fee - March 2020 - Inv. 104098		200.00	389,880.75
Bill Pmt -Check	03/13/2020	11185	Termin-8 Pest Control	138 S. Brandon Extermination Services; Inv. 118367		125.00	389,755.75
Bill Pmt -Check	03/13/2020	11186	UMPQUA Bank-CSDA VISA	2/28/20 stmt		529.93	389,225.82
Bill Pmt -Check	03/13/2020	11187	Village News	Inv. .39267		259.00	388,966.82
Bill Pmt -Check	03/18/2020	11189	Aztec Cleaning & Maintenance	Inv. 448015 and 448016		280.00	388,686.82
Bill Pmt -Check	03/18/2020	11190	Chisholm, John	E. Mission Rd.: painting done on 3/9 and 3/11/20		120.00	388,566.82
Bill Pmt -Check	03/18/2020	11191	Edward Jones	March contributions		200.00	388,366.82
Bill Pmt -Check	03/18/2020	11192	Langdon Floorcovering	Inv. 20009; balance of install in full		1,200.00	387,166.82
Bill Pmt -Check	03/18/2020	11193	NCFPD - N. Co. Fire Protection District	Public Comm./Social Media Salary & Benefits: 12/5/19 - 3/4/2020		5,731.90	381,434.92
Bill Pmt -Check	03/18/2020	11194	Schwab, Charles & Co., Inc.	Staff contributions 2/20/20		512.50	380,922.42
Bill Pmt -Check	03/18/2020	11195	Vivify Painting	Balance of Brandon Rd. interior painting; Est. 57808		4,100.00	376,822.42
Bill Pmt -Check	03/18/2020	11196	Whalen, J. & Associates	Inv. 10000082; E. Mission Road zoning/permit		684.80	376,137.62
Bill Pmt -Check	03/18/2020	11197	Langdon Floorcovering	Inv. 20007; balance of install in full		800.00	375,337.62
Bill Pmt -Check	03/18/2020	11198	Schwab, Charles & Co., Inc.	Staff contributions 3/5/20 and 3/20/20 contributions		1,225.00	374,112.62
Check	03/18/2020	11199	Rachel Mason-Runnells	Reimbursement-signs for office/restrooms		71.07	374,041.55
Check	03/18/2020	11200	Rachel Mason-Runnells	Reimbursement-mileage		132.36	373,909.19
Check	03/18/2020	11201	Tracy Rosalee	Reimbursement-mileage 1/3/20 - 3/9/20		35.96	373,873.23
General Journal	03/20/2020	3-21b	CA PR tax	Payroll tax CA-March 2020 pay period		537.53	373,335.70
General Journal	03/20/2020	3-22b	IRS PR tax	IRS Tax Payment-March 2020		3,163.11	370,172.59
General Journal	03/20/2020	3-3	Rachel Mason-Runnells	Mason-Runnells		3,819.39	366,353.20
General Journal	03/20/2020	3-5	Linda Bannerman	Bannerman		1,406.56	364,946.64
General Journal	03/20/2020	3-9	Mireya Banuelos	Banuelos		1,182.43	363,764.21
General Journal	03/20/2020	3-7	Pamela Knox	Knox		1,282.49	362,481.72
General Journal	03/20/2020	3-11	Wendy Lyon {accounting}	Lyon		2,112.43	360,369.29
General Journal	03/20/2020	3-13	Rosalee, Tracy Ann	Rosalee		1,268.35	359,100.94
Check	03/20/2020	EFT	ADP, LLC	ADP Fees: 3/20/2020 PR		99.64	359,001.30
Bill Pmt -Check	03/27/2020	11202	AT&T - phone lines	3/14/20 inv.		256.58	358,744.72
Bill Pmt -Check	03/27/2020	11203	AT&T 1636 E. Mission Rd.	3/8/20 inv.		87.59	358,657.13
Bill Pmt -Check	03/27/2020	11204	Aztec Cleaning & Maintenance	Office cleaning, inv. 448018		180.00	358,477.13
Bill Pmt -Check	03/27/2020	11205	CalPERS	Inv. 15987118		3,573.65	354,903.48
Bill Pmt -Check	03/27/2020	11206	Fallbrook Awards	Inv. 28169; 2 name badges		25.83	354,877.65
Bill Pmt -Check	03/27/2020	11207	FPUD	3/20/20 inv.		190.08	354,687.57
Bill Pmt -Check	03/27/2020	11208	FPUD	3/20/20 inv.		58.42	354,629.15
Bill Pmt -Check	03/27/2020	11209	FPUD - Wellness Center	3/20/20 inv.		58.42	354,570.73
Bill Pmt -Check	03/27/2020	11210	Konica Minolta Leasing - qds	Inv. 35139460		810.14	353,760.59
Bill Pmt -Check	03/27/2020	11211	Low Voltage	Inv. 36825; Brandon Rd. fire extinguishers serviced (3)		82.00	353,678.59
Bill Pmt -Check	03/27/2020	11212	Ramirez Landscaping & Tree Service	Inv. 4647 and 4522		1,450.00	352,228.59
Bill Pmt -Check	03/27/2020	11213	SDG&E	3/24/20 inv.		661.77	351,566.82
Bill Pmt -Check	03/27/2020	11214	Sun Realty	2/5/20-3/17/20 property mgmt. & repairs		836.51	350,730.31
Deposit	03/27/2020			Deposit	3,500.00		354,230.31
Check	03/31/2020	11215	A+ Urgent Care, Inc.	March 2020 subsidy per 7/2019-6/2020 MOU		8,000.00	346,230.31
					<u>320,132.74</u>	<u>661,106.00</u>	<u>346,230.31</u>



**FRHD FY 20.21  
DRAFT Budget**

ACCT. #	ACCOUNT NAME	TOTAL
<b>400</b>	<b>District Income</b>	
402	Property tax revenue	\$1,880,176.52
403	Interest / Dividends	\$202,475.85
460.01	Lease Income	\$42,000.00
<b>TOTAL DISTRICT INCOME</b>		<b>\$ 2,124,652.36</b>

ACCT. #	ACCOUNT NAME	TOTAL
<b>500</b>	<b>Admin. Expenses &amp; Overhead</b>	
500.10	Salaries	\$345,938.45
500.12	Payroll Taxes	\$31,134.46
500.14	W/C Insurance	\$1,729.69
500.15	Employee Health & Welfare	\$50,544.95
500.30	Simple IRA Expense	\$9,253.53
500.16	Board Stipends	\$31,500.00
500.17	Education & Conferences	\$9,270.00
500.18	Dues & Subscriptions	\$30,198.04
500.19	Insurance - General	\$24,618.72
500.20	Independent Accounting Services	\$12,000.00
500.21	Annual Independent Audit	\$9,000.00
500.23	General Counsel	\$45,879.75
590.11	Medical Records Store & Service	\$22,070.52
500.01	Communications	\$8,143.94
	<b>Utilities</b>	\$10,296.00
500.02	I.T. <b>Services</b>	\$2,280.00
500.03	Refreshments	\$3,750.00
500.04	Office Expenses	\$13,210.00
500.06	Independent Contract Services	\$1,200.00
	<b>Maintenance Services &amp; Repairs</b>	\$13,240.00
590.09	Vehicle Expenses	\$1,550.00
500.27	<b>Depreciation</b>	\$15,000.00
500.29	Dist Promotions & Publications	\$10,850.00
500.33	Copier Lease	\$9,625.68
500.40	Office Equipment	\$1,000.00
580.01	General Election	\$18,000.00
<b>TOTAL 500 - ADMIN EXPENSE &amp; OVERHEAD</b>		<b>\$ 713,283.72</b>

**FRHD FY 20.21  
DRAFT Budget**

<b>570</b>	<b>Health &amp; Wellness Center</b> (aka E. Mission Road)	
	Salaries	\$14,400.00
	Payroll Taxes	\$1,296.00
	W/C Insurance	\$145.26
	Employee Health & Welfare	\$3,600.00
	Simple IRA Expense	\$432.00
	Dues & Subscriptions	\$0.00
	Insurance - General	\$0.00
570.25.01	Communications	\$608.76
	Utilities	\$8,496.00
570.25.02	I.T. Services	\$1,443.24
	Refreshments	\$210.00
	Office Expenses	\$2,087.02
570.25.06	Independent Contract Services	\$3,515.82
570.10	Maintenance Services & Repairs	\$14,250.00
	Depreciation	\$0.00
570.29	Dist Promotions & Publications	\$3,250.00
	Copier Lease	\$2,807.49
	Office Equipment	\$500.00
570.23	General Counsel	\$2,293.99
<b>TOTAL 570 Health &amp; Wellness Center</b> (aka E. Mission Road)		<b>\$59,335.58</b>

<b>800 - DISTRICT DIRECT CARE SERVICES</b>		
800.02	Med+ Urgent Care	\$96,000.00
	Women of Wellness	\$500.00
	Health Services and Clinics	\$1,850.00
<b>TOTAL 800 - DISTRICT DIRECT CARE SERVICES</b>		<b>\$98,350.00</b>

<b>TOTAL OPERATING EXPENSES</b>	<b>\$870,969.30</b>
---------------------------------	---------------------

<b>TOTAL 600 - COMMUNITY HEALTH CONTRACTS</b>		
800.03	NC Fire JPA (EMSO)	\$80,000.00
800.04	NC Fire JPA (Public Communications)	\$17,500.00
	NC Fire JPA (Ambulance)	\$105,000.00
	CHC GRANT AWARDEES	\$1,249,992.00
<b>TOTAL 600 - COMMUNITY HEALTH CONTRACTS</b>		<b>\$1,452,492.00</b>

<b>NET INCOME</b>	<b>(\$198,808.94)</b>
-------------------	-----------------------