



**AGENDA
FINANCE COMMITTEE**

Wednesday, June 1, 2022 at 4:30 P.M.

Virtual and In-Person at Administrative Office, 1st Floor Community Room, 138 S. Brandon Rd., Fallbrook

In accordance with California Government Code Section 54953 teleconferencing will be used for this meeting. Board members, staff and members of the public will be able to participate by webinar by using the following link: <https://us02web.zoom.us/j/83340242977>

Meeting ID: 833 4024 2977. Participants will need to download the Zoom app on their mobile device. Members of the public will also be able to participate by telephone using the following dial in information: Dial in #: (310) 372-7549, Passcode 660448.

Committee Members: Jennifer Jeffries & Barbara Mroz

Staff: CEO Rachel Mason, Executive Assistant Linda Bannerman, Administrative Officer Judith Oswald

Accountant: Susan Woodward

1. Call to Order/Roll Call
2. Public Comments - Announcement
[Members of the public may address the Board regarding any item listed on the Agenda at the time the item is being considered. Members of the public attending in-person need to fill-out a "Request to Speak" card and those attending by webinar need to raise your hand at this time and identify the Agenda item they would like to speak on. The Board has a policy limiting any speaker to not more than five minutes.](#)
3. Review of Financial Statements for April 2022
 - Report 1 – Balance Sheet Comparison of April to March
 - Report 2 – Income Statement for the April Ended April & Fiscal Year to Date
 - Report 3 – Profit & Loss Actual vs YTD Budget – April 2022
 - Report 4 – Approved Annual Budget July 2021 – June 2022
 - Report 5 – Local Agency Investment Fund (LAIF) Statement – April 2022
 - Report 6 – CalTrust Statement – April 2022
 - Report 7 – Property Tax Revenue – July 2021 – April 2022
 - Report 8 – Check Detail Report as of April 2022
 - Report 9 – VISA Credit Card Statement – April 2022
4. Discussion Items
 - a. Amendment to the contract with Susan Woodward, CPA
5. Board Member Comments and Future Agenda Items
6. Adjournment

I certify that on May 31, 2022, I posted a copy of the foregoing agenda near the regular meeting place of the Board of Directors of Fallbrook Regional Health District, said time being at least 24 hours in advance of the meeting. The American with Disabilities Act provides that no qualified individual with a disability shall be excluded from participation in or denied the benefits of District business. If you need assistance to participate in this meeting, please contact the District office 24 hours prior to the meeting at 760-731-9187.

A handwritten signature in blue ink that reads "Linda Bannerman".

Board Secretary/Clerk

Fallbrook Regional Health District
REPORT 1 - BALANCE SHEET COMPARISON
Comparison of April 2022 to March 2022

	Apr 30, 22	Mar 31, 22	\$ Change
ASSETS			
Current Assets			
Checking/Savings			
102.3 · Cash in Bank - Pacific Western	1,313,997.62	930,643.83	383,353.79
102.6 · Cash in Bank - LAIF	1,799,154.13	1,797,666.31	1,487.82
102.9 · Cash in Bank - CalTRUST	5,603,805.99	5,633,883.94	-30,077.95
102.10 · Petty Cash	168.84	168.84	0.00
Total Checking/Savings	8,717,126.58	8,362,362.92	354,763.66
Other Current Assets			
104 · Prepaid Insurance	3,158.17	5,841.57	-2,683.40
107 · Tax Apportionment Receivable	107,485.67	638,899.12	-531,413.45
110 · Reimbursement Rec'ble - CIF	-1,343.91	-1,343.91	0.00
Total Other Current Assets	109,299.93	643,396.78	-534,096.85
Total Current Assets	8,826,426.51	9,005,759.70	-179,333.19
Fixed Assets			
121 · Equipment	64,986.31	64,986.31	0.00
121.2 · Equipment Depreciation	-43,853.92	-43,189.60	-664.32
122.0 · Assets			
122.01 · S. Brandon Road	161,578.00	161,578.00	0.00
122.011 · S. Brandon Road Improvements	223,424.76	223,424.76	0.00
122.012 · S. Brandon Road Land	129,662.00	129,662.00	0.00
122.02 · E. Mission Road	1,441,539.86	1,441,539.86	0.00
122.021 · E. Mission Road Improvements	269,087.20	269,087.20	0.00
122.022 · E. Mission Road Land	360,629.00	360,629.00	0.00
122.04 · Accum Depr - All Buildings	-183,283.99	-179,150.40	-4,133.59
Total 122.0 · Assets	2,402,636.83	2,406,770.42	-4,133.59
Total Fixed Assets	2,423,769.22	2,428,567.13	-4,797.91
Other Assets			
130 · Note Receivable - East Alvarado	487,500.00	487,500.00	0.00
Total Other Assets	487,500.00	487,500.00	0.00
TOTAL ASSETS	<u>11,737,695.73</u>	<u>11,921,826.83</u>	<u>-184,131.10</u>
LIABILITIES & EQUITY			
Liabilities			
Current Liabilities			
Accounts Payable			
140 · Accounts Payable	18,498.11	11,943.58	6,554.53
Total Accounts Payable	18,498.11	11,943.58	6,554.53
Other Current Liabilities			
203 - Accrued Payroll	13,757.61	15,372.15	-1,614.54
204 · Accrued Vacation & Sick Leave	34,679.87	34,679.87	0.00
211 · Payroll Taxes Payable	5,197.07	5,719.33	-522.26
213 · Simple Plan Payable	3,691.76	3,691.76	0.00
Total Other Current Liabilities	57,326.31	59,463.11	-2,136.80
Total Current Liabilities	75,824.42	71,406.69	4,417.73
Total Liabilities	75,824.42	71,406.69	4,417.73
Equity			
302.2 · Community Investment Funds	9,053,578.12	9,053,578.12	0.00
300 · Unrestricted Operations Fund	2,276,458.41	2,276,458.41	0.00
Net Income	331,834.78	520,383.61	-188,548.83
Total Equity	11,661,871.31	11,850,420.14	-188,548.83
TOTAL LIABILITIES & EQUITY	<u>11,737,695.73</u>	<u>11,921,826.83</u>	<u>-184,131.10</u>

Fallbrook Regional Health District
REPORT 2 - INCOME STATEMENT
For the Month Ended April 2022 & Fiscal Year to Date

	Apr 22	Jul '21 - Ap...
Ordinary Income/Expense		
Income		
400 · District Income		
402 · Property Tax Revenue	107,485.67	2,089,691.38
403 · Interest / Dividends	5,451.46	27,098.77
Total 400 · District Income	112,937.13	2,116,790.15
460 · Lease Income		
460.03 · Lease Income	0.00	3,500.00
Total 460 · Lease Income	0.00	3,500.00
Total Income	112,937.13	2,120,290.15
Expense		
600.99 · Returned Grant Money	-6,106.02	-6,106.02
500 · Administrative Expenses		
500.01 · Communications	825.46	7,653.38
500.02 · IT Services	380.00	3,990.00
500.03 · Refreshments	0.00	2,765.44
500.04 · Office Expenses	843.39	10,369.42
500.05 · Utilities	954.99	11,203.47
500.06 · Independent Contract Services	0.00	8,130.38
500.07 · Maintenance Services & Repairs	1,997.33	25,091.27
500.08 · Vehicle Expenses	0.00	296.89
500.10 · Salaries	26,282.49	310,025.86
500.12 · Payroll Taxes	2,131.89	30,859.05
500.14 · W/C Insurance	-66.25	1,592.75
500.15 · Employee Health & Welfare	3,728.52	37,176.42
500.16 · Board Stipends	1,470.00	16,170.00
500.17 · Education & Conferences	0.00	6,385.51
500.18 · Dues & Subscriptions	808.11	27,545.46
500.19 · Insurance - General	1,833.36	18,383.60
500.20 · Independent Accounting Services	2,338.75	20,507.50
500.21 · Annual Independent Audit	0.00	15,084.27
500.22 · Medical Records Store & Service	2,586.16	23,830.70
500.23 · General Counsel	10,097.50	28,140.00
500.29 · Dist Promotions & Publications	833.85	7,239.69
500.30 · Simple IRA Expense	796.90	6,980.28
500.33 · Copier Lease	866.76	8,635.60
500.36 · Accrued Vacation & Sick Leave	0.00	5,032.36
500.40 · Office Equipment	117.71	4,052.61
Total 500 · Administrative Expenses	58,826.92	637,141.91
570 · Comm. Health & Wellness Center		
570.01 · Communications	435.88	2,274.76
570.04 · Office Expenses	343.32	3,711.43
570.05 · Utilities	1,245.03	11,594.24
570.06 · Independent Contract Services	0.00	2,949.69
570.07 · Maintenance Services & Repairs	3,583.89	40,850.29
570.10 · Salaries	9,216.40	50,939.48
570.12 · Payroll Taxes	722.86	4,008.65
570.19 · Insurance - General	649.29	6,492.74
570.23 · General Counsel	0.00	857.50
570.29 · Dist Promotions & Publications	316.78	3,201.49
570.30 · Simple IRA Expense	187.50	750.00
570.40 · Office Equipment	508.98	2,132.73
Total 570 · Comm. Health & Wellness Center	17,209.93	129,763.00

Fallbrook Regional Health District
REPORT 2 - INCOME STATEMENT
For the Month Ended April 2022 & Fiscal Year to Date

	Apr 22	Jul '21 - Ap...
600 · Community Health Contracts		
600.01 · Be Well Therapy	2,055.42	8,221.71
600.02 · Boys & Girls Clubs of North Cty	9,025.93	51,103.05
600.03 · Champions for Health	8,000.00	32,000.00
600.04 · D'Vine Path	5,475.00	21,900.00
600.05 · Fallbrook Food Pantry	19,375.00	77,500.00
600.06 · Fallbrook Land Conservancy	7,428.11	29,712.50
600.07 · Fallbrook Senior Citizens Serv	33,296.43	133,185.75
600.10 · Foundation for Senior Care	61,240.24	244,960.90
600.11 · Hospice of the Valleys	2,804.71	11,218.81
600.12 · Michelle's Place Cancer Res Ctr	10,477.00	41,908.00
600.14 · Palomar Family Counseling Svc	14,952.52	59,810.20
600.15 · REINS	20,113.43	80,453.75
600.50 · NC Fire JPA (Ambulance)	0.00	82,973.50
600.51 · NC Fire JPA (EMSO)	0.00	56,056.47
600.52 · NC Fire JPA (Public Comms)	0.00	16,959.34
Total 600 · Community Health Contracts	194,243.79	947,963.98
800 · District Direct Care Services		
800.01 · Health Services and Clinics	58.09	10,230.38
Total 800 · District Direct Care Services	58.09	10,230.38
Total Expense	264,232.71	1,718,993.25
Net Ordinary Income	-151,295.58	401,296.90
Other Income/Expense		
Other Income		
406 · Unearned Gain/Loss - CalTRUST	-34,041.59	-221,061.63
810 · Interest Income - Alvarado Str.	2,031.25	20,312.50
Total Other Income	-32,010.34	-200,749.13
Other Expense		
825 · Depreciation		
500.27 · Depreciation - Brandon Rd.	4,303.73	43,582.12
570.27 · Depreciation - Mission Rd.	494.18	4,941.80
Total 825 · Depreciation	4,797.91	48,523.92
830 · Community Investment Funds Used		
830.02 · Facility Improvements	445.00	445.00
Total 830 · Community Investment Funds Used	445.00	445.00
835 · FRHD Foundation		
580 · FRHD Foundation Support		
580.04 · Office Expenses	0.00	25.00
580.23 · General Counsel	0.00	402.50
Total 580 · FRHD Foundation Support	0.00	427.50
Total 835 · FRHD Foundation	0.00	427.50
900 · Community Investment Fund Reimb	0.00	-180,683.43
Total Other Expense	5,242.91	-131,287.01
Net Other Income	-37,253.25	-69,462.12
Net Income	-188,548.83	331,834.78

Fallbrook Regional Health District
REPORT 3 - PROFIT & LOSS ACTUAL vs. YTD BUDGET
 July through April 2022

	Jul '21 - Apr 22	Budget	\$ Over Budget	% of Budget
Ordinary Income/Expense				
Income				
400 · District Income				
402 · Property Tax Revenue	2,089,691.38	1,611,792.75	477,898.63	129.7%
403 · Interest / Dividends	27,098.77	51,463.42	(24,364.65)	52.7%
Total 400 · District Income	2,116,790.15	1,663,256.17	453,533.98	127.3%
460 · Lease Income				
460.03 · Lease Income	3,500.00	0.00	3,500.00	100.0%
570.00 · Wellness Center Income	0.00	8,000.00	(8,000.00)	0.0%
Total 460 · Lease Income	3,500.00	8,000.00	(4,500.00)	43.8%
Total Income	2,120,290.15	1,671,256.17	449,033.98	126.9%
Expense				
600.99 · Returned Grant Money	(6,106.02)			
500 · Administrative Expenses				
500.01 · Communications	7,653.38	9,000.00	(1,346.62)	85.0%
500.02 · IT Services	3,990.00	3,420.00	570.00	116.7%
500.03 · Refreshments	2,765.44	250.00	2,515.44	1,106.2%
500.04 · Office Expenses	10,369.42	5,000.00	5,369.42	207.4%
500.05 · Utilities	11,203.47	12,016.23	(812.76)	93.2%
500.06 · Independent Contract Services	8,130.38	1,725.00	6,405.38	471.3%
500.07 · Maintenance Services & Repairs	25,091.27	14,742.00	10,349.27	170.2%
500.08 · Vehicle Expenses	296.89	1,050.00	(753.11)	28.3%
500.10 · Salaries	310,025.86	299,208.80	10,817.06	103.6%
500.12 · Payroll Taxes	30,859.05	26,928.80	3,930.25	114.6%
500.14 · W/C Insurance	1,592.75	1,875.00	(282.25)	84.9%
500.15 · Employee Health & Welfare	37,176.42	47,070.00	(9,893.58)	79.0%
500.16 · Board Stipends	16,170.00	21,200.00	(5,030.00)	76.3%
500.17 · Education & Conferences	6,385.51	9,850.00	(3,464.49)	64.8%
500.18 · Dues & Subscriptions	27,545.46	22,649.40	4,896.06	121.6%
500.19 · Insurance - General	18,383.60	21,546.00	(3,162.40)	85.3%
500.20 · Independent Accounting Services	20,507.50	10,000.00	10,507.50	205.1%
500.21 · Annual Independent Audit	15,084.27	9,000.00	6,084.27	167.6%
500.22 · Medical Records Store & Service	23,830.70	18,200.00	5,630.70	130.9%
500.23 · General Counsel	28,140.00	23,500.00	4,640.00	119.7%
500.29 · Dist Promotions & Publications	7,239.69	12,966.00	(5,726.31)	55.8%
500.30 · Simple IRA Expense	6,980.28	8,976.30	(1,996.02)	77.8%
500.33 · Copier Lease	8,635.60	7,671.00	964.60	112.6%
500.36 · Accrued Vacation & Sick Leave	5,032.36	0.00	5,032.36	100.0%
500.40 · Office Equipment	4,052.61	1,500.00	2,552.61	270.2%
Total 500 · Administrative Expenses	637,141.91	589,344.53	47,797.38	108.1%
570 · Comm. Health & Wellness Center				
570.01 · Communications	2,274.76	9,000.00	(6,725.24)	25.3%
570.02 · IT Services	0.00	380.00	(380.00)	0.0%
570.03 · Refreshments	0.00	250.00	(250.00)	0.0%
570.04 · Office Expenses	3,711.43	1,725.00	1,986.43	215.2%
570.05 · Utilities	11,594.24	10,692.50	901.74	108.4%
570.06 · Independent Contract Services	2,949.69	3,300.00	(350.31)	89.4%
570.07 · Maintenance Services & Repairs	40,850.29	15,200.00	25,650.29	268.8%
570.10 · Salaries	50,939.48	51,827.52	(888.04)	98.3%
570.12 · Payroll Taxes	4,008.65	4,146.24	(137.59)	96.7%
570.14 · W/C Insurance	0.00	777.44	(777.44)	0.0%
570.15 · Employee Health & Welfare	0.00	8,550.00	(8,550.00)	0.0%
570.18 · Dues & Subscriptions	0.00	250.00	(250.00)	0.0%
570.19 · Insurance - General	6,492.74	6,337.10	155.64	102.5%
570.23 · General Counsel	857.50	5,000.00	(4,142.50)	17.2%
570.29 · Dist Promotions & Publications	3,201.49	3,725.00	(523.51)	85.9%
570.30 · Simple IRA Expense	750.00	7,000.00	(6,250.00)	10.7%
570.33 · Copier Lease	0.00	864.50	(864.50)	0.0%
570.40 · Office Equipment	2,132.73	3,150.00	(1,017.27)	67.7%
Total 570 · Comm. Health & Wellness Center	129,763.00	132,175.30	(2,412.30)	98.2%
600 · Community Health Contracts				
600.01 · Be Well Therapy	8,221.71	6,166.29	2,055.42	133.3%
600.02 · Boys & Girls Clubs of North Cty	51,103.05	42,077.82	9,025.23	121.4%
600.03 · Champions for Health	32,000.00	24,000.00	8,000.00	133.3%
600.04 · D'Vine Path	21,900.00	16,425.00	5,475.00	133.3%
600.05 · Fallbrook Food Pantry	77,500.00	58,125.00	19,375.00	133.3%
600.06 · Fallbrook Land Conservancy	29,712.50	22,284.39	7,428.11	133.3%
600.07 · Fallbrook Senior Citizens Serv	133,185.75	99,889.32	33,296.43	133.3%
600.10 · Foundation for Senior Care	244,960.90	183,720.66	61,240.24	133.3%
600.11 · Hospice of the Valleys	11,218.81	8,414.10	2,804.71	133.3%
600.12 · Michelle's Place Cancer Res Ctr	41,908.00	31,431.00	10,477.00	133.3%
600.14 · Palomar Family Counseling Svc	59,810.20	44,857.68	14,952.52	133.3%
600.15 · REINS	80,453.75	60,340.32	20,113.43	133.3%
600.50 · NC Fire JPA (Ambulance)	82,973.50	70,833.30	12,140.20	117.1%
600.51 · NC Fire JPA (EMSO)	56,056.47	66,666.70	(10,610.23)	84.1%
600.52 · NC Fire JPA (Public Comms)	16,959.34	29,166.70	(12,207.36)	58.1%
Total 600 · Community Health Contracts	947,963.98	764,398.28	183,565.70	124.0%

Fallbrook Regional Health District
REPORT 3 - PROFIT & LOSS ACTUAL vs. YTD BUDGET
 July through April 2022

	Jul '21 - Apr 22	Budget	\$ Over Budget	% of Budget
800 · District Direct Care Services				
800.01 · Health Services and Clinics	10,230.38	4,075.00	6,155.38	251.1%
800.03 · Women of Wellness	0.00	500.00	(500.00)	0.0%
Total 800 · District Direct Care Services	10,230.38	4,575.00	5,655.38	223.6%
Total Expense	1,718,993.25	1,490,493.11	228,500.14	115.3%
Net Ordinary Income	401,296.90	180,763.06	220,533.84	222.0%
Other Income/Expense				
Other Income				
406 · Unearned Gain/Loss - CalTRUST	(221,061.63)	0.00	(221,061.63)	100.0%
810 · Interest Income - Alvarado Str.	20,312.50	0.00	20,312.50	100.0%
Total Other Income	(200,749.13)	0.00	(200,749.13)	100.0%
Other Expense				
825 · Depreciation				
500.27 · Depreciation - Brandon Rd.	43,582.12	0.00	43,582.12	100.0%
570.27 · Depreciation - Mission Rd.	4,941.80	0.00	4,941.80	100.0%
Total 825 · Depreciation	48,523.92	0.00	48,523.92	100.0%
830 · Community Investment Funds Used				
830.02 · Facility Improvements	445.00	0.00	445.00	100.0%
Total 830 · Community Investment Funds Used	445.00	0.00	445.00	100.0%
835 · FRHD Foundation				
580 · FRHD Foundation Support				
580.01 · Communications	0.00	600.00	(600.00)	0.0%
580.04 · Office Expenses	25.00	200.00	(175.00)	12.5%
580.10 · Salaries	0.00	20,000.00	(20,000.00)	0.0%
580.12 · Payroll Taxes	0.00	1,600.00	(1,600.00)	0.0%
580.14 · W/C Insurance	0.00	300.00	(300.00)	0.0%
580.17 · Education & Conferences	0.00	360.00	(360.00)	0.0%
580.18 · Dues & Subscriptions	0.00	2,500.00	(2,500.00)	0.0%
580.19 · Insurance - General	0.00	365.00	(365.00)	0.0%
580.20 · Independent Accounting Services	0.00	2,500.00	(2,500.00)	0.0%
580.23 · General Counsel	402.50	2,500.00	(2,097.50)	16.1%
580.33 · Copier Lease	0.00	331.60	(331.60)	0.0%
580.40 · Office Equipment	0.00	1,750.00	(1,750.00)	0.0%
Total 580 · FRHD Foundation Support	427.50	33,006.60	(32,579.10)	1.3%
Total 835 · FRHD Foundation	427.50	33,006.60	(32,579.10)	1.3%
900 · Community Investment Fund Reimb	(180,683.43)	0.00	(180,683.43)	100.0%
Total Other Expense	(131,287.01)	33,006.60	(164,293.61)	(397.8)%
Net Other Income	(69,462.12)	(33,006.60)	(36,455.52)	210.4%
Net Income	331,834.78	147,756.46	184,078.32	224.6%

Fallbrook Regional Health District
REPORT 4 - APPROVED ANNUAL BUDGET
 July 2021 through June 2022

	Jul 21	Aug 21	Sep 21	Oct 21	Nov 21	Dec 21	Jan 22	Feb 22	Mar 22	Apr 22	May 22	Jun 22	TOTAL Jul '21 - Ju...
Ordinary Income/Expense													
Income													
400 · District Income													
402 · Property Tax Revenue	29,045.24	31,645.26	44,865.50	117,226.56	620,763.95	298,628.77	76,775.06	65,908.86	65,908.86	261,024.69	37,414.74	30,881.02	1,680,088.51
403 · Interest / Dividends	6,338.06	6,173.56	5,584.36	10,084.15	3,927.89	3,619.87	6,181.38	2,810.05	2,779.18	3,964.92	3,964.92	3,964.93	59,393.27
Total 400 · District Income	35,383.30	37,818.82	50,449.86	127,310.71	624,691.84	302,248.64	82,956.44	68,718.91	68,688.04	264,989.61	41,379.66	34,845.95	1,739,481.78
460 · Lease Income													
460.03 · Lease Income	0.00	0.00	0.00	0.00	0.00	0.00	0.00	0.00	0.00	0.00	0.00	0.00	0.00
570.00 · Wellness Center Income	3,500.00	3,500.00	0.00	0.00	0.00	0.00	0.00	0.00	500.00	500.00	500.00	500.00	9,000.00
571.00 · Program Fees	0.00	0.00	0.00	0.00	0.00	0.00	0.00	0.00	0.00	0.00	0.00	0.00	0.00
460 · Lease Income - Other	0.00	0.00	0.00	0.00	0.00	0.00	0.00	0.00	0.00	0.00	0.00	0.00	0.00
Total 460 · Lease Income	3,500.00	3,500.00	0.00	0.00	0.00	0.00	0.00	0.00	500.00	500.00	500.00	500.00	9,000.00
Total Income	38,883.30	41,318.82	50,449.86	127,310.71	624,691.84	302,248.64	82,956.44	68,718.91	69,188.04	265,489.61	41,879.66	35,345.95	1,748,481.78
Expense													
500 · Administrative Expenses													
500.01 · Communications	900.00	900.00	900.00	900.00	900.00	900.00	900.00	900.00	900.00	900.00	900.00	900.00	10,800.00
500.02 · IT Services	342.00	342.00	342.00	342.00	342.00	342.00	342.00	342.00	342.00	342.00	342.00	342.00	4,104.00
500.03 · Refreshments	25.00	25.00	25.00	25.00	25.00	25.00	25.00	25.00	25.00	25.00	25.00	25.00	300.00
500.04 · Office Expenses	500.00	500.00	500.00	500.00	500.00	500.00	500.00	500.00	500.00	500.00	500.00	500.00	6,000.00
500.05 · Utilities	1,011.06	1,678.65	1,601.60	1,304.40	855.42	1,161.42	996.42	940.42	909.42	1,557.42	663.42	913.42	13,593.07
500.06 · Independent Contract Services	150.00	150.00	150.00	150.00	225.00	150.00	150.00	225.00	225.00	150.00	150.00	225.00	2,100.00
500.07 · Maintenance Services & Repairs	1,908.00	1,405.00	1,405.00	1,908.00	85.00	1,405.00	1,908.00	1,405.00	1,405.00	1,908.00	1,405.00	1,405.00	17,552.00
500.08 · Vehicle Expenses	550.00	300.00	25.00	25.00	25.00	25.00	25.00	25.00	25.00	25.00	25.00	25.00	1,100.00
500.10 · Salaries	29,920.88	29,920.88	29,920.88	29,920.88	29,920.88	29,920.88	29,920.88	29,920.88	29,920.88	29,920.88	29,920.88	29,920.88	359,050.54
500.12 · Payroll Taxes	2,692.88	2,692.88	2,692.88	2,692.88	2,692.88	2,692.88	2,692.88	2,692.88	2,692.88	2,692.88	2,692.88	2,692.87	32,314.55
500.14 · W/C Insurance	1,875.00	0.00	0.00	0.00	0.00	0.00	0.00	0.00	0.00	0.00	0.00	0.00	1,875.00
500.15 · Employee Health & Welfare	4,707.00	4,707.00	4,707.00	4,707.00	4,707.00	4,707.00	4,707.00	4,707.00	4,707.00	4,707.00	4,707.00	4,707.00	56,484.00
500.16 · Board Stipends	2,120.00	2,120.00	2,120.00	2,120.00	2,120.00	2,120.00	2,120.00	2,120.00	2,120.00	2,120.00	2,120.00	2,120.00	25,440.00
500.17 · Education & Conferences	250.00	250.00	3,250.00	250.00	250.00	250.00	250.00	250.00	4,600.00	250.00	250.00	250.00	10,350.00
500.18 · Dues & Subscriptions	1,439.64	2,064.64	579.64	15,014.64	579.64	882.64	579.64	464.64	579.64	464.64	579.64	464.64	23,693.68
500.19 · Insurance - General	2,154.60	2,154.60	2,154.60	2,154.60	2,154.60	2,154.60	2,154.60	2,154.60	2,154.60	2,154.60	2,154.60	2,154.57	25,855.17
500.20 · Independent Accounting Services	1,000.00	1,000.00	1,000.00	1,000.00	1,000.00	1,000.00	1,000.00	1,000.00	1,000.00	1,000.00	1,000.00	1,000.00	12,000.00
500.21 · Annual Independent Audit	0.00	3,500.00	3,000.00	2,500.00	0.00	0.00	0.00	0.00	0.00	0.00	0.00	0.00	9,000.00
500.22 · Medical Records Store & Service	2,000.00	2,000.00	2,000.00	1,850.00	1,850.00	1,850.00	1,700.00	1,700.00	1,700.00	1,550.00	1,550.00	1,550.00	21,300.00
500.23 · General Counsel	5,500.00	2,000.00	2,000.00	2,000.00	2,000.00	2,000.00	2,000.00	2,000.00	2,000.00	2,000.00	2,000.00	2,000.00	27,500.00
500.29 · Dist Promotions & Publications	3,150.00	3,150.00	516.00	325.00	1,200.00	825.00	325.00	325.00	2,825.00	325.00	325.00	325.00	13,616.00
500.30 · Simple IRA Expense	897.63	897.63	897.63	897.63	897.63	897.63	897.63	897.63	897.63	897.63	897.63	897.63	10,771.52
500.33 · Copier Lease	767.10	767.10	767.10	767.10	767.10	767.10	767.10	767.10	767.10	767.10	767.10	767.10	9,205.20
500.36 · Accrued Vacation & Sick Leave	0.00	0.00	0.00	0.00	0.00	0.00	0.00	0.00	0.00	0.00	0.00	0.00	0.00
500.40 · Office Equipment	1,500.00	0.00	0.00	0.00	0.00	0.00	0.00	0.00	0.00	0.00	0.00	0.00	1,500.00
500.50 · General Election	0.00	0.00	0.00	0.00	0.00	0.00	0.00	0.00	0.00	0.00	0.00	0.00	0.00
Total 500 · Administrative Expenses	65,360.79	62,525.38	60,554.33	71,354.13	53,097.15	54,576.15	53,961.15	53,362.15	60,296.15	54,257.15	52,975.15	53,185.05	695,504.73
570 · Comm. Health & Wellness Center													
570.01 · Communications	900.00	900.00	900.00	900.00	900.00	900.00	900.00	900.00	900.00	900.00	900.00	900.00	10,800.00
570.02 · IT Services	38.00	38.00	38.00	38.00	38.00	38.00	38.00	38.00	38.00	38.00	38.00	38.00	456.00
570.03 · Refreshments	25.00	25.00	25.00	25.00	25.00	25.00	25.00	25.00	25.00	25.00	25.00	25.00	300.00
570.04 · Office Expenses	150.00	150.00	150.00	175.00	175.00	175.00	175.00	175.00	200.00	200.00	200.00	200.00	2,125.00
570.05 · Utilities	1,100.00	1,178.50	1,100.00	1,178.50	950.00	1,028.50	1,050.00	1,028.50	1,050.00	1,028.50	950.00	1,178.50	12,821.00
570.06 · Independent Contract Services	400.00	400.00	400.00	300.00	300.00	300.00	300.00	300.00	300.00	300.00	300.00	300.00	3,900.00
570.07 · Maintenance Services & Repairs	1,670.00	1,420.00	1,420.00	1,670.00	1,420.00	1,420.00	1,670.00	1,420.00	1,420.00	1,670.00	1,420.00	1,420.00	18,040.00
570.10 · Salaries	0.00	0.00	3,778.44	6,178.44	6,178.44	6,178.44	6,178.44	6,178.44	8,578.44	8,578.44	8,578.44	8,578.48	68,984.44
570.12 · Payroll Taxes	0.00	0.00	302.28	494.28	494.28	494.28	494.28	494.28	686.28	686.28	686.28	686.24	5,518.76
570.14 · W/C Insurance	0.00	0.00	56.68	92.68	92.68	92.68	92.68	92.68	128.68	128.68	128.68	128.65	1,034.77
570.15 · Employee Health & Welfare	855.00	855.00	855.00	855.00	855.00	855.00	855.00	855.00	855.00	855.00	855.00	855.00	10,260.00
570.18 · Dues & Subscriptions	250.00	0.00	0.00	0.00	0.00	0.00	0.00	0.00	0.00	0.00	0.00	0.00	250.00
570.19 · Insurance - General	633.71	633.71	633.71	633.71	633.71	633.71	633.71	633.71	633.71	633.71	633.71	633.65	7,604.46
570.23 · General Counsel	500.00	500.00	500.00	500.00	500.00	500.00	500.00	500.00	500.00	500.00	500.00	500.00	6,000.00

Fallbrook Regional Health District
REPORT 4 - APPROVED ANNUAL BUDGET
 July 2021 through June 2022

	Jul 21	Aug 21	Sep 21	Oct 21	Nov 21	Dec 21	Jan 22	Feb 22	Mar 22	Apr 22	May 22	Jun 22	TOTAL Jul '21 - Ju...
570.29 · Dist Promotions & Publications	350.00	350.00	350.00	375.00	375.00	375.00	375.00	375.00	400.00	400.00	400.00	400.00	4,525.00
570.30 · Simple IRA Expense	700.00	700.00	700.00	700.00	700.00	700.00	700.00	700.00	700.00	700.00	700.00	700.00	8,400.00
570.33 · Copier Lease	41.45	41.45	41.45	91.45	91.45	91.45	91.45	91.45	141.45	141.45	141.45	141.44	1,147.39
570.40 · Office Equipment	1,250.00	0.00	0.00	950.00	0.00	0.00	0.00	0.00	950.00	0.00	0.00	0.00	3,150.00
Total 570 · Comm. Health & Wellness Center	8,863.16	7,191.66	11,250.56	15,157.06	13,728.56	13,807.06	14,078.56	13,807.06	17,506.56	16,785.06	16,456.56	16,684.96	165,316.82
600 · Community Health Contracts													
600.01 · Be Well Therapy	2,055.43	0.00	0.00	0.00	2,055.43	0.00	0.00	2,055.43	0.00	0.00	2,055.42	0.00	8,221.71
600.02 · Boys & Girls Clubs of North Cty	24,025.94	0.00	0.00	0.00	9,025.94	0.00	0.00	9,025.94	0.00	0.00	9,025.93	0.00	51,103.75
600.03 · Champions for Health	8,000.00	0.00	0.00	0.00	8,000.00	0.00	0.00	8,000.00	0.00	0.00	8,000.00	0.00	32,000.00
600.04 · D'Vine Path	5,475.00	0.00	0.00	0.00	5,475.00	0.00	0.00	5,475.00	0.00	0.00	5,475.00	0.00	21,900.00
600.05 · Fallbrook Food Pantry	19,375.00	0.00	0.00	0.00	19,375.00	0.00	0.00	19,375.00	0.00	0.00	19,375.00	0.00	77,500.00
600.06 · Fallbrook Land Conservancy	7,428.13	0.00	0.00	0.00	7,428.13	0.00	0.00	7,428.13	0.00	0.00	7,428.11	0.00	29,712.50
600.07 · Fallbrook Senior Citizens Serv	33,296.44	0.00	0.00	0.00	33,296.44	0.00	0.00	33,296.44	0.00	0.00	33,296.43	0.00	133,185.75
600.08 · Fallbrook Smiles Project	0.00	0.00	0.00	0.00	0.00	0.00	0.00	0.00	0.00	0.00	0.00	0.00	0.00
600.09 · Fallbrook Union High School	0.00	0.00	0.00	0.00	0.00	0.00	0.00	0.00	0.00	0.00	0.00	0.00	0.00
600.10 · Foundation for Senior Care	61,240.22	0.00	0.00	0.00	61,240.22	0.00	0.00	61,240.22	0.00	0.00	61,240.24	0.00	244,960.90
600.11 · Hospice of the Valleys	2,804.70	0.00	0.00	0.00	2,804.70	0.00	0.00	2,804.70	0.00	0.00	2,804.71	0.00	11,218.81
600.12 · Michelle's Place Cancer Res Ctr	10,477.00	0.00	0.00	0.00	10,477.00	0.00	0.00	10,477.00	0.00	0.00	10,477.00	0.00	41,908.00
600.13 · Neighborhood Healthcare	0.00	0.00	0.00	0.00	0.00	0.00	0.00	0.00	0.00	0.00	0.00	0.00	0.00
600.14 · Palomar Family Counseling Svc	14,952.56	0.00	0.00	0.00	14,952.56	0.00	0.00	14,952.56	0.00	0.00	14,952.52	0.00	59,810.20
600.15 · REINS	20,113.44	0.00	0.00	0.00	20,113.44	0.00	0.00	20,113.44	0.00	0.00	20,113.43	0.00	80,453.75
600.16 · SSNAPE	0.00	0.00	0.00	0.00	0.00	0.00	0.00	0.00	0.00	0.00	0.00	0.00	0.00
600.17 · Trauma Intervention Prog of SD	0.00	0.00	0.00	0.00	0.00	0.00	0.00	0.00	0.00	0.00	0.00	0.00	0.00
600.50 · NC Fire JPA (Ambulance)	7,083.33	7,083.33	7,083.33	7,083.33	7,083.33	7,083.33	7,083.33	7,083.33	7,083.33	7,083.33	7,083.33	7,083.37	85,000.00
600.51 · NC Fire JPA (EMSO)	6,666.67	6,666.67	6,666.67	6,666.67	6,666.67	6,666.67	6,666.67	6,666.67	6,666.67	6,666.67	6,666.67	6,666.63	80,000.00
600.52 · NC Fire JPA (Public Comms)	2,916.67	2,916.67	2,916.67	2,916.67	2,916.67	2,916.67	2,916.67	2,916.67	2,916.67	2,916.67	2,916.67	2,916.63	35,000.00
Total 600 · Community Health Contracts	225,910.53	16,666.67	16,666.67	16,666.67	210,910.53	16,666.67	16,666.67	210,910.53	16,666.67	16,666.67	210,910.46	16,666.63	991,975.37
800 · District Direct Care Services													
800.01 · Health Services and Clinics	350.00	375.00	375.00	875.00	350.00	350.00	350.00	350.00	350.00	350.00	350.00	350.00	4,775.00
800.02 · Urgent Care	0.00	0.00	0.00	0.00	0.00	0.00	0.00	0.00	0.00	0.00	0.00	0.00	0.00
800.03 · Women of Wellness	50.00	50.00	50.00	50.00	50.00	50.00	50.00	50.00	50.00	50.00	50.00	50.00	600.00
Total 800 · District Direct Care Services	400.00	425.00	425.00	925.00	400.00	400.00	400.00	400.00	400.00	400.00	400.00	400.00	5,375.00
Total Expense	300,534.48	86,808.71	88,896.56	104,102.86	278,136.24	85,449.88	85,106.38	278,479.74	94,869.38	88,108.88	280,742.17	86,936.64	1,858,171.92
Net Ordinary Income	-261,651.18	-45,489.89	-38,446.70	23,207.85	346,555.60	216,798.76	-2,149.94	-209,760.83	-25,681.34	177,380.73	-238,862.51	-51,590.69	-109,690.14
Other Income/Expense													
Other Income													
406 · Unearned Gain/Loss - CalTRUST	0.00	0.00	0.00	0.00	0.00	0.00	0.00	0.00	0.00	0.00	0.00	0.00	0.00
810 · Interest Income - Alvarado Str.	0.00	0.00	0.00	0.00	0.00	0.00	0.00	0.00	0.00	0.00	0.00	0.00	0.00
820 · Gain on Sale of Assets													
820.01 · Gain on Sale of Assets - Other	0.00	0.00	0.00	0.00	0.00	0.00	0.00	0.00	0.00	0.00	0.00	0.00	0.00
Total 820 · Gain on Sale of Assets	0.00	0.00	0.00	0.00	0.00	0.00	0.00	0.00	0.00	0.00	0.00	0.00	0.00
Total Other Income	0.00	0.00	0.00	0.00	0.00	0.00	0.00	0.00	0.00	0.00	0.00	0.00	0.00
Other Expense													
825 · Depreciation													
500.27 · Depreciation - Brandon Rd.	0.00	0.00	0.00	0.00	0.00	0.00	0.00	0.00	0.00	0.00	0.00	0.00	0.00
570.27 · Depreciation - Mission Rd.	0.00	0.00	0.00	0.00	0.00	0.00	0.00	0.00	0.00	0.00	0.00	0.00	0.00
Total 825 · Depreciation	0.00	0.00	0.00	0.00	0.00	0.00	0.00	0.00	0.00	0.00	0.00	0.00	0.00
830 · Community Investment Funds Used													
830.01 · Consultants	0.00	0.00	0.00	0.00	0.00	0.00	0.00	0.00	0.00	0.00	0.00	0.00	0.00
830.02 · Facility Improvements	0.00	0.00	0.00	0.00	0.00	0.00	0.00	0.00	0.00	0.00	0.00	0.00	0.00
Total 830 · Community Investment Funds U...	0.00	0.00	0.00	0.00	0.00	0.00	0.00	0.00	0.00	0.00	0.00	0.00	0.00

**Fallbrook Regional Health District
REPORT 4 - APPROVED ANNUAL BUDGET**

July 2021 through June 2022

	Jul 21	Aug 21	Sep 21	Oct 21	Nov 21	Dec 21	Jan 22	Feb 22	Mar 22	Apr 22	May 22	Jun 22	TOTAL Jul '21 - Ju...
835 · FRHD Foundation													
580 · FRHD Foundation Support													
580.01 · Communications	0.00	0.00	50.00	50.00	50.00	50.00	100.00	100.00	100.00	100.00	100.00	100.00	800.00
580.02 · I.T. Services	0.00	0.00	0.00	0.00	0.00	0.00	0.00	0.00	0.00	0.00	0.00	0.00	0.00
580.03 · Refreshments	0.00	0.00	0.00	0.00	0.00	0.00	0.00	0.00	0.00	0.00	0.00	0.00	0.00
580.04 · Office Expenses	0.00	0.00	25.00	25.00	25.00	25.00	25.00	25.00	25.00	25.00	25.00	25.00	250.00
580.05 · Utilities	0.00	0.00	0.00	0.00	0.00	0.00	0.00	0.00	0.00	0.00	0.00	0.00	0.00
580.07 · Maintenance Services & Repairs	0.00	0.00	0.00	0.00	0.00	0.00	0.00	0.00	0.00	0.00	0.00	0.00	0.00
580.10 · Salaries	0.00	0.00	2,500.00	2,500.00	2,500.00	2,500.00	2,500.00	2,500.00	2,500.00	2,500.00	2,500.00	2,500.00	25,000.00
580.12 · Payroll Taxes	0.00	0.00	200.00	200.00	200.00	200.00	200.00	200.00	200.00	200.00	200.00	200.00	2,000.00
580.14 · W/C Insurance	0.00	0.00	37.50	37.50	37.50	37.50	37.50	37.50	37.50	37.50	37.50	37.50	375.00
580.17 · Education & Conferences	0.00	0.00	45.00	45.00	45.00	45.00	45.00	45.00	45.00	45.00	45.00	45.00	450.00
580.18 · Dues & Subscriptions	0.00	0.00	0.00	0.00	0.00	0.00	0.00	0.00	2,500.00	0.00	0.00	0.00	2,500.00
580.19 · Insurance - General	0.00	0.00	0.00	0.00	0.00	0.00	0.00	365.00	0.00	0.00	0.00	0.00	365.00
580.20 · Independent Accounting Servic...	250.00	250.00	250.00	250.00	250.00	250.00	250.00	250.00	250.00	250.00	250.00	250.00	3,000.00
580.21 · Annual Independent Audit	0.00	0.00	0.00	0.00	0.00	0.00	0.00	0.00	0.00	0.00	0.00	0.00	0.00
580.23 · General Counsel	250.00	250.00	250.00	250.00	250.00	250.00	250.00	250.00	250.00	250.00	250.00	250.00	3,000.00
580.33 · Copier Lease	0.00	0.00	41.45	41.45	41.45	41.45	41.45	41.45	41.45	41.45	41.45	41.45	414.50
580.40 · Office Equipment	1,750.00	0.00	0.00	0.00	0.00	0.00	0.00	0.00	0.00	0.00	0.00	0.00	1,750.00
580 · FRHD Foundation Support - Other	0.00	0.00	0.00	0.00	0.00	0.00	0.00	0.00	0.00	0.00	0.00	0.00	0.00
Total 580 · FRHD Foundation Support	2,250.00	500.00	3,398.95	3,398.95	3,398.95	3,398.95	3,448.95	3,813.95	5,948.95	3,448.95	3,448.95	3,448.95	39,904.50
Total 835 · FRHD Foundation	2,250.00	500.00	3,398.95	3,398.95	3,398.95	3,398.95	3,448.95	3,813.95	5,948.95	3,448.95	3,448.95	3,448.95	39,904.50
900 · Community Investment Fund Reimb							0.00	0.00	0.00	0.00	0.00	0.00	0.00
Total Other Expense	2,250.00	500.00	3,398.95	3,398.95	3,398.95	3,398.95	3,448.95	3,813.95	5,948.95	3,448.95	3,448.95	3,448.95	39,904.50
Net Other Income	-2,250.00	-500.00	-3,398.95	-3,398.95	-3,398.95	-3,398.95	-3,448.95	-3,813.95	-5,948.95	-3,448.95	-3,448.95	-3,448.95	-39,904.50
Net Income	-263,901.18	-45,989.89	-41,845.65	19,808.90	343,156.65	213,399.81	-5,598.89	-213,574.78	-31,630.29	173,931.78	-242,311.46	-55,039.64	-149,594.64

California State Treasurer **Fiona Ma, CPA**



Local Agency Investment Fund
P.O. Box 942809
Sacramento, CA 94209-0001
(916) 653-3001

[LAIF Home](#)
[PMIA Average Monthly Yields](#)

FALLBROOK REGIONAL HEALTH DISTRICT

DISTRICT ADMINISTRATOR
138 SOUTH BRANDON ROAD
FALLBROOK, CA 92028

[Tran Type Definitions](#)

Account Number: [REDACTED]

April 2022 Statement

Effective Date	Transaction Date	Tran Type	Confirm Number	Web Confirm Number	Authorized Caller	Amount
4/15/2022	4/14/2022	QRD	1701140	N/A	SYSTEM	1,487.82

Account Summary

Total Deposit:	1,487.82	Beginning Balance:	1,797,666.31
Total Withdrawal	0.00	Ending Balance	1,799,154.13



CalTRUST
 PO Box 2709
 Granite Bay, CA 95746
 www.caltrust.org
 Email: admin@caltrust.org
 Fax: 402-963-9094
 Phone: 833-CALTRUST (225-8787)

Investment Account Summary

04/01/2022 through 04/30/2022

SUMMARY OF INVESTMENTS

Fund	Account Number	Total Shares Owned	Net Asset Value per Share or Apr 30 (\$)	Value on Apr 30 (\$)	Average Cost Amount (\$)	Cumulative Change in Value (\$)
FALLBROOK REGIONAL HEALTH DISTRICT	[REDACTED]					
CalTRUST Medium Term Fund	[REDACTED]	567,761.498	9.87	5,603,805.99	5,696,014.71	(92,208.72)
Portfolios Total value as of 04/30/2022				5,603,805.99		

DETAIL OF TRANSACTION ACTIVITY

Activity Description	Activity Date	Amount (\$)	Amount in Shares	Balance in Shares	Price per Share (\$)	Balance (\$)	Average Cost Amt (\$)	Realized Gain/(Loss) (\$)
CalTRUST Medium Term Fund		FALLBROOK REGIONAL HEALTH DISTRICT			Account Number: [REDACTED]			
Beginning Balance	04/01/2022			567,359.913	9.93	5,633,883.94		
Accrual Income Div Reinvestment	04/29/2022	3,963.64	401.585	567,761.498	9.87	5,603,805.99	0.00	0.00
Change in Value						(34,041.59)		
Closing Balance as of	Apr 30			567,761.498	9.87	5,603,805.99		

LOCAL AGENCY INVESTMENT FUND (LAIF)

Through the Pooled Money Investment Account (PMIA), the State Treasurer invests taxpayers' money to manage the State's cash flow and strengthen the financial security of local governmental entities. PMIA policy sets as primary investment objectives safety, liquidity and yield. Total assets under LAIF Management at month-end was \$36.3 billion.

As of April 30, 2022, the PMIA's holdings included US Treasury Bills and Notes (68.45% of portfolio), Federal Agency Debentures and Discount Notes (17.93% of portfolio), CDs and Commercial Paper (11.21% of portfolio).

As of April 30, 2022, the District's balance was \$1,799,154.13. This represents 24.30% of the District's investment portfolio. The Performance Rate for the month of April was 0.523%.

In April 2022, the District reported \$1487.82 in earnings.

CalTRUST

The CalTRUST Board works closely with the investment manager, BlackRock, to ensure that public dollars are managed securely and efficiently and are in full compliance with California Law. The primary objective is to safeguard the preservation of principal.

The District is invested in the CalTRUST Medium Term Fund which held, in part, the following sectors at April 30, 2022: Corporate Bonds (30.44% of portfolio), US Government and Agencies (45.77% of portfolio) and CDs (8.02% of portfolio). Total assets under CalTRUST Management at month-end was over \$2.4 billion.

As of April 30, 2022, the District's closing Net Asset Value was \$5,603,805.99. This represents 75.70% of the District's investment portfolio.

In April, 2022, the District earned \$3,963.64 in dividend income and reported an unrealized loss of \$34,041.59. The One Year Yield on the Medium-Term Fund was .44%

The investments of the District are in compliance with the District's 2021-2022 Investment Policy. The balances in the District's investment accounts give the District the ability to meet its expenditure requirements for the next eighteen (18) months.

Fallbrook Regional Health District
REPORT 7 - PROPERTY TAX REVENUE
April 2022

Type	Date	Name	Amount	Balance
400 · District Income				
402 · Property Tax Revenue				
General Journal	07/31/2021		22,748.41	22,748.41
General Journal	08/31/2021		18,774.22	41,522.63
General Journal	09/30/2021		25,661.42	67,184.05
General Journal	10/31/2021		115,433.44	182,617.49
General Journal	11/30/2021		661,731.34	844,348.83
General Journal	12/31/2021		349,223.80	1,193,572.63
General Journal	01/31/2022		88,053.51	1,281,626.14
General Journal	02/01/2022		53.00	1,281,679.14
General Journal	02/28/2022		61,627.45	1,343,306.59
General Journal	03/31/2022		638,899.12	1,982,205.71
General Journal	04/30/2022		107,485.67	2,089,691.38
Total 402 · Property Tax Revenue			2,089,691.38	2,089,691.38
Total 400 · District Income			2,089,691.38	2,089,691.38
TOTAL			2,089,691.38	2,089,691.38

Fallbrook Regional Health District
REPORT 8 - CHECK DETAIL REPORT
April 2022

Date	Num	Name	Memo	Amount
102.3 - Cash in Bank - Pacific Western				
04/01/2022		American Funds Inves...		-3,691.76
04/01/2022		Streamline	FRHD Website	-200.00
04/05/2022	207		03/31/2022 Payroll	-21,091.48
04/08/2022		ADP, LLC		-116.51
04/08/2022	12621	24 Hour Elevator Inc.	Maintenance Billing	-227.58
04/08/2022	12622	Amazon Capital Servi...	Office Furniture - desk/monitors	-498.86
04/08/2022	12623	Aztec Cleaning & Mai...	Office Cleaning	-380.00
04/08/2022	12624	Clifton Larson Allen LLP	Independant Auditors	-2,400.00
04/08/2022	12625	Culligan of Escondido	Water Service	-58.50
04/08/2022	12626	Fallbrook Waste & Re...	Waste and Recycling WC	-143.19
04/08/2022	12627	Fallbrook Waste & Re...	Waste and Recycling - Admin	-84.00
04/08/2022	12628	Fowler Pest Control, I...	Pest Control	-240.00
04/08/2022	12629	Key, Darren	WC/Admin repairs	-320.00
04/08/2022	12630	Portero Services	Bookkeeping Services - March	-1,338.75
04/08/2022	12631	SDG&E - 5971 - E. Mi...	Utilities - WC	-402.59
04/08/2022	12632	SDG&E - 6994 - Bran...	Utilities - Admin	-767.03
04/08/2022	12633	SDRMA	Add'l Insured Cert	-50.00
04/08/2022	12634	Spectrum Business-Br...	Internet/Voice - Admin	-142.96
04/08/2022	12635	Springston Design LLC	IT Support	-760.00
04/08/2022	12636	Woodward, Susan	Accounting Services - March	-1,000.00
04/08/2022			Deposit	8,404.27
04/13/2022	12637	Aztec Cleaning & Mai...	Cleaning Service	-380.00
04/13/2022	12638	First Impulse	Phone systems	-2,188.61
04/13/2022	12639	Geracitano-reimburse...	WC - TV & Company Shirts	-890.75
04/13/2022	12640	Jim's Sign Shop	Sign - Facility Improvements	-445.00
04/13/2022	12641	Kent Bandy	Maintenance - WC	-185.00
04/13/2022	12642	Pitney Bowes - Purch...	8000-9090-0976-9550	-150.00
04/13/2022	12643	Ramirez Landscape &...	Landscaping-Brandon & Mission	-950.00
04/13/2022	12644	SDRMA	Medical Benefits	-293.35
04/13/2022	12645	SHRM	Professional Membership	-229.00
04/13/2022	12646	Elena Toda	Office Supplies	-37.64
04/13/2022	12647	UMPQUA Bank	Acct# ending in 7117 - March Statement	-1,820.23
04/13/2022	12648	Brand Assasins	Banner - Admin	-571.85
04/13/2022	12649	Key, Darren	Repairs - WC	-196.00
04/20/2022	12650	Amazon Capital Servi...	Office Supplies	-25.35
04/20/2022	12651	Aztec Cleaning & Mai...	Office Cleaning	-380.00
04/20/2022	12652	Elena Toda	Supplies - WC`	-58.22
04/20/2022	12653	Glennie's Office Produ...	Office Supplies - Admin	-51.61
04/20/2022	12654	Low Voltage	Fire Alarm/Extinguishers	-504.75
04/20/2022	12655	Spectrum Business-Br...	Utilities - WC	-89.97
04/20/2022	12656	CalPERS	ID 1559595490	-3,434.20
04/20/2022	106		-MULTIPLE-	-18,412.57
04/20/2022	109		Tax Apportionment from March	638,899.12
04/27/2022	12657	Amazon Capital Servi...		-517.86
04/27/2022	12658	Aztec Cleaning & Mai...	Office Cleaning	-380.00
04/27/2022	12659	FPUD - 7720-001	7720-001	-154.51
04/27/2022	12660	FPUD - 7720-002 - E. ...	Acct # 007720-002	-65.03
04/27/2022	12661	FPUD - 7720-003 - E. ...	Acct # 00720-003	-601.83
04/27/2022	12662	FPUD - 7721-000	Acct # 00721-000	-65.03
04/27/2022	12663	Key, Darren	Maintenance - WC	-227.09
04/27/2022	12664	Konica Minolta	Copier Lease - Admin	-866.76
04/27/2022	12665	Montejo Juan	WC-Sprinkler repairs	-1,320.80
04/27/2022	12666	Spectrum Business-Br...		-199.95
04/27/2022	12667	Be Well Therapy	Yoga & Mind/Body Wellness for Cancer Recovery	-2,055.42
04/27/2022	12668	Boys & Girls Club of N...	Triple Play	-9,025.93
04/27/2022	12685	Champions for Health	Project Access San Diego	-8,000.00
04/27/2022	12669	D'Vine Path	Life I Can Healthy Lifestyle	-5,475.00
04/27/2022	12670	Fallbrook Food Pantry	Alleviating Hunger in Greater Fallbrook area	-19,375.00
04/27/2022	12671	Fallbrook Land Conse...	Preserve and Trail Walkability Enhancement	-4,490.61
04/27/2022	12672	Fallbrook Land Conse...	Save our Forst Env Education Program Expansion	-2,937.50
04/27/2022	12673	Fallbrook Senior Citize...	Congregate Meals Program	-11,963.96
04/27/2022	12674	Fallbrook Senior Citize...	Home Delivered Meals	-21,332.47
04/27/2022	12675	Foundation for Senior ...	Adult Day Care	-12,042.24
04/27/2022	12676	Foundation for Senior ...	Door-Through-Door	-7,421.22
04/27/2022	12677	Foundation for Senior ...	Senior Care Advocacy	-16,735.36
04/27/2022	12678	Foundation for Senior ...	Senior Transportation Services	-18,268.85
04/27/2022	12679	Foundation for Senior ...	Seniors and Disabled Adults Nutrition Program	-6,772.57

Fallbrook Regional Health District
REPORT 8 - CHECK DETAIL REPORT
April 2022

<u>Date</u>	<u>Num</u>	<u>Name</u>	<u>Memo</u>	<u>Amount</u>
04/27/2022	12680	Hospice of the Valleys	Fallbrook Senior Assistance Program & Butterfly Me...	-2,804.71
04/27/2022	12681	Michelle's Place Canc...	Cancer Support Services	-10,477.00
04/27/2022	12682	Palomar Family Coun...	Grandparents Raising Grandchildren	-3,796.36
04/27/2022	12683	Palomar Family Coun...	Healthy Bodies, Healthy Minds	-11,156.16
04/27/2022	12684	REINS Therapeutic H...	Therapeutic Horsemanship Program	-20,113.43
04/29/2022	108		ADP Processing Fees	-99.64
Total 102.3 · Cash in Bank - Pacific Western				383,353.79
TOTAL				383,353.79



UMPQUA BANK

BL ACCT 00002840-20000001
FALLBROOK REG HEALTH DIST
Account Number: ####-####-####-7117



Account Summary




Billing Cycle		03/31/2022
Days In Billing Cycle		31
Previous Balance		\$4,521.81
Purchases	+	\$1,817.43
Cash	+	\$0.00
Balance Transfers	+	\$0.00
Special	+	\$0.00
Credits	-	\$0.00
Payments	-	\$4,521.81-
Other Charges	+	\$2.80
Finance Charges	+	\$0.00

NEW BALANCE \$1,820.23

Credit Summary

Total Credit Line	\$6,000.00
Available Credit Line	\$4,179.77
Available Cash	\$0.00
Amount Over Credit Line	\$0.00
Amount Past Due	\$0.00
Disputed Amount	\$0.00

Account Inquiries

-  Call us at: (866) 777-9013
Lost or Stolen Card: (866) 839-3485
-  Go to www.umpquabank.com
-  Write us at PO BOX 35142 - LB1181, SEATTLE, WA 98124-5142

Payment Summary

NEW BALANCE	\$1,820.23
MINIMUM PAYMENT	\$1,820.23
PAYMENT DUE DATE	04/25/2022

NOTE: Grace period to avoid a finance charge on purchases, pay entire new balance by payment due date. Finance charge accrues on cash advances until paid and will be billed on your next statement.

Corporate Activity

Trans Date	Post Date	Reference Number	Transaction Description	Amount
TOTAL CORPORATE ACTIVITY				\$4,521.81-
03/15	03/15	000000L BX2203151235005	PAYMENT - THANK YOU	\$4,521.81-

Cardholder Account Summary

LINDA BANNERMAN ####-####-####-7133	Payments & Other Credits	Purchases & Other Charges	Cash Advances	Total Activity
	\$0.00	\$509.42	\$0.00	\$509.42

Cardholder Account Detail

Trans Date	Post Date	Plan Name	Reference Number	Description	Amount
02/28	03/02	PPLN01	24744552060450000866769	CORODATA SHREDDING INC 858-7481100 CA	\$99.00
03/03	03/03	PPLN01	24692162062100024797676	VAST CONFERENCE 888-8868869 CA	\$9.85
03/04	03/06	PPLN01	24943002063700662975429	ADOBE ACROPRO SUBS 800-443-8158 CA	\$67.96

PLEASE DETACH COUPON AND RETURN PAYMENT USING THE ENCLOSED ENVELOPE ALLOW UP TO 7 DAYS FOR RECEIPT

UMPQUA BANK
PO BOX 35142 - LB1181
SEATTLE WA 98124-5142



Account Number
####-####-####-7117

Check box to indicate name/address change on back of this coupon

AMOUNT OF PAYMENT ENCLOSED

Closing Date	New Balance	Total Minimum Payment Due	Payment Due Date
03/31/22	\$1,820.23	\$1,820.23	04/25/22

\$



BL ACCT 00002840-20000001
FALLBROOK REG HEALTH DIST
138 SOUTH BRANDON ROAD
FALLBROOK CA 92028

Statement



MAKE CHECK PAYABLE TO:

UMPQUA BANK COMMERCIAL CARD OPS
PO BOX 35142 - LB1181
SEATTLE WA 98124-5142

BL ACCT 00002840-20000001
 FALLBROOK REG HEALTH DIST
 Account Number: ##### 7117

Cardholder Account Detail Continued					
Trans Date	Post Date	Plan Name	Reference Number	Description	Amount
03/07	03/09	PPLN01	24247602067200134381872	BERKTREE 919-521-5942 NC	\$85.81
03/22	03/24	PPLN01	24744552082450000974468	CORODATA SHREDDING INC 858-7481100 CA	\$9.00
03/27	03/28	PPLN01	24906412086143596371515	EIG*CONSTANTCONTACT.COM 855-2295506 MA	\$95.00
03/25	03/29	PPLN01	74579162087391785333306	BLS*TOMEDES LTD8777748914 LONDON	\$140.00
03/25	03/29	PPLN01	74579162087391785333306	INTERNATIONAL TRANS FEE	\$2.80

Cardholder Account Summary					
RACHEL MASON ##### 2600		Payments & Other Credits \$0.00	Purchases & Other Charges \$1,091.91	Cash Advances \$0.00	Total Activity \$1,091.91

Cardholder Account Detail					
Trans Date	Post Date	Plan Name	Reference Number	Description	Amount
03/04	03/06	PPLN01	24492162064000005254558	OWL LABS HTTPSOWLLABS. MA	\$1,022.55
03/22	03/23	PPLN01	24943002082838000021543	BASKIN #332047 Q35 FALLBROOK CA	\$26.28
03/22	03/23	PPLN01	24692162081100772699766	AMZN Mktp US*1N3ZB91X2 Amzn.com/bill WA	\$43.08

Cardholder Account Summary					
THERESA GERACITANO ##### 9073		Payments & Other Credits \$0.00	Purchases & Other Charges \$218.90	Cash Advances \$0.00	Total Activity \$218.90

Cardholder Account Detail					
Trans Date	Post Date	Plan Name	Reference Number	Description	Amount
03/01	03/01	PPLN01	24692162060100032047900	AMZN Mktp US*114G19Y00 Amzn.com/bill WA	\$116.34
03/08	03/09	PPLN01	24204292067000154931536	FACEBK 6DNJSCPSF2 650-5434800 CA	\$17.01
03/14	03/15	PPLN01	24164072073091007420393	TARGET 00003590 TEMECULA CA	\$26.09
03/24	03/25	PPLN01	24692162083100335570247	AMZN Mktp US*1N92Z1BU2 Amzn.com/bill WA	\$34.46
03/26	03/27	PPLN01	24204292085000505987342	FACEBK HHJ8LDFS2 650-5434800 CA	\$25.00

Finance Charge Summary / Plan Level Information									
Plan Name	Plan Description	FCM ¹	Average Daily Balance	Periodic Rate *	Corresponding APR	Finance Charges	Effective APR Fees **	Effective APR	Ending Balance
Purchases									
PPLN01 001	PURCHASE	E	\$0.00	0.06024%(D)	21.9900%	\$0.00	\$0.00	0.0000%	\$1,820.23
Cash									
CPLN01 001	CASH	A	\$0.00	0.06572%(D)	23.9900%	\$0.00	\$0.00	0.0000%	\$0.00
* Periodic Rate (M)=Monthly (D)=Daily							Days In Billing Cycle: 31		
** includes cash advance and foreign currency fees							APR = Annual Percentage Rate		
¹ FCM = Finance Charge Method									
(V) = Variable Rate If you have a variable rate account the periodic rate and Annual Percentage Rate (APR) may vary.									

PROFESSIONAL SERVICES AGREEMENT AMENDMENT

This Professional Services Agreement Amendment dated this 1st day of June, 2022 is between Fallbrook Regional Health District and Susan M. Woodward, Certified Public Accountant, A Professional Corporation.

Background

- A. Fallbrook Regional Health District and Susan M. Woodward, Certified Public Accountant, A Professional Corporation (the "Parties") entered into the contract (the "Contract") dated September 18, 2019, for the purpose of a consulting contract with Susan M Woodward, Certified Public Accountant, A Professional Corporation.
- B. The Parties desire to amend the Contract on the terms and conditions set forth in this Contract Amendment (the "Agreement").
- C. This Agreement is the first amendment to the Contract.
- D. References in this Agreement to the Contract are to the Contract as previously amended or varied.

In consideration of the Parties agreeing to amend their obligations in the existing Contract, and other valuable consideration, the receipt and sufficiency of which is hereby acknowledged, the Parties agree to keep, perform, and fulfill the promises, conditions and agreements below:

Amendments

- 1. The Contract is amended as follows:
 - a. Clause 2.1 of the Contract is hereby amended by deleting "the amount of One Thousand Dollars (\$1,000)" and replacing it with "the amount of One Thousand Five Hundred Dollars (\$1,500)".
 - b. EXHIBIT "A" - Services to be Provided
Delete the Accounting Services relating to assisting District's bookkeeper with payroll and general ledger functions and replace with Supervise the outside contract bookkeeper with payroll and general ledger functions.
 - c. EXHIBIT "A" - Services to be Provided
Delete the Accounting Services relating to assisting District's bookkeeper with accounting

procedures, as needed and replace with Supervise the outside contract bookkeeper with accounting procedures, as needed.

No Other Change

2. Except as otherwise expressly provided in this Agreement, all of the terms and conditions of the Contract remain unchanged and in full force and effect.

Miscellaneous Terms

3. Capitalized terms not otherwise defined in this Agreement will have the meanings ascribed to them in the Contract. Headings are inserted for the convenience of the parties only and are not to be considered when interpreting this Agreement. Words in the singular mean and include the plural and vice versa. Words in the masculine include the feminine and vice versa. No regard for gender is intended by the language in this Agreement.

Governing Law

4. Subject to the terms of the Contract, it is the intention of the Parties that this Agreement, and all suits and special proceedings under this Agreement, be construed in accordance with and governed, to the exclusion of the law of any other forum, by the laws of the State of California, without regard to the jurisdiction in which any action or special proceeding may be instituted.

Fallbrook Regional Health District

By: _____

Rachel Mason, MS, MA, CEO

Susan M. Woodward, Certified Public
Accountant, A Professional Corporation

By: _____

Susan M. Woodward